


Fremont City Schools

English Language Arts

Grade 1 Lesson 1 : Let's Tap – Lesson 4 Get up Rick



Ongoing Instruction


Full Year

Standard	GLI's
<p>Phonemic Awareness, Word Recognition and Fluency</p>	<ol style="list-style-type: none">1. Identify and distinguish between letters, words and sentences.2. Identify and say the beginning and ending sounds in words.3. Demonstrate an understanding of letter-sound correspondence by saying the sounds from all letters and from a variety of letter patterns, such as consonant blends and long- and short-vowel patterns, and by matching sounds to the corresponding letters.4. Decode by using letter-sound matches.5. Use knowledge of common word families (e.g., -ite or-ate) to sound out unfamiliar words.6. Blend two to four phonemes (sounds) into words.7. Add, delete or change sounds in a given word to create new or rhyming words.8. Demonstrate a growing stock of sight words.9. Read text using fluid and automatic decoding skills, including knowledge of patterns, onsets and rimes.10. Read aloud with changes in emphasis, voice, timing and expression that show a recognition of punctuation and an understanding of meaning.
<p>Acquisition of Vocabulary</p>	<ol style="list-style-type: none">1. Use knowledge of word order and in-sentence context clues to support word identification and to define unknown words while reading.

Fremont City Schools

English Language Arts

Grade 1 Lesson 1 : Let's Tap – Lesson 4 Get up Rick



Ongoing Instruction


Full Year

Standard	GLI's
Reading Process: Concepts of Print, Comprehension	<ol style="list-style-type: none"> 1. Describe the role of authors and illustrators. 2. Establish a purpose for reading (e.g., to be informed, to follow directions or to be entertained). 3. Visualize the information in texts and demonstrate this by drawing pictures, discussing images in texts or writing simple descriptions. 4. Make predictions while reading and support predictions with information from the text or prior experience. 5. Compare information (e.g., recognize similarities) in texts with prior knowledge and experience. 6. Recall the important ideas in fictional and non-fictional texts.
Reading Applications: Information, Technical and Persuasive Text	None
Reading Applications: Literary Text	<ol style="list-style-type: none"> 2. Identify characters, setting and events in a story. 3. Retell the beginning, middle and ending of a story, including its important events. 4. Identify differences between stories, poems and plays. 5. Recognize predictable patterns in stories and poems.
Writing Convention	None
Writing Applications	None
Research	None
Writing Processes	None
Communication: Oral and Visual	None

Fremont City Schools

English Language Arts

Grade 1 Lesson 1 : Let's Tap – Lesson 4 Get up Rick



Grading Period 1


Plus Ongoing GLI's

Standard	GLI's
Phonemic Awareness, Word Recognition and Fluency	None
Acquisition of Vocabulary	None
Reading Process: Concepts of Print, Comprehension	None
Reading Applications: Information, Technical and Persuasive Text	None
Reading Applications: Literary Text	None
Writing Conventions	<ol style="list-style-type: none">1. Print legible and space letters, words and sentences appropriately.2. Spell words correctly with regular short vowel patterns and most common long vowel words. (e.g., time, name).3. Spell high-frequency words correctly.4. Create phonetically-spelled written work that can usually be read by the writer first.5. Spell unfamiliar words using strategies such as segmenting, sounding out and matching familiar words and word parts.6. Use end punctuation correctly, including question marks, exclamation points, and periods).7. Use correct capitalization (e.g., the first word in a sentence, names and the pronoun I).8. Use nouns, verbs and adjectives (descriptive words).

Fremont City Schools

English Language Arts

Grade 1 Lesson 1 : Let's Tap – Lesson 4 Get up Rick



Grading Period 1

Plus Ongoing GLI's

Standard	GLI's
Writing Applications	4. Produce informal writings (e.g., messages, journals, notes and poems) for various purposes.
Research	None
Writing Processes	5. Organize writing to include a beginning, middle and end. 6. Construct complete sentences with subjects and verbs. 7. Mimic language from literature when appropriate. 9. Reread own writing for clarity. 10. Add descriptive words and details. 11. Use resources (e.g., a word wall, beginner's dictionary, word bank) to select effective vocabulary. 12. Proofread writing to improve conventions (e.g., grammar, spelling, punctuation and capitalization). 14. Rewrite and illustrate writing samples for display and for sharing with others.
Communication: Oral and Visual	1. Use active listening skills, such as making eye contact or asking questions. 3. Follow simple oral directions. 4. Speak clearly and understandably. 6. Deliver brief informal descriptive presentations recalling an event or personal experience that convey relevant information and descriptive details. 7. Deliver simple dramatic presentations (e.g., recite poems, rhymes, songs and stories.)

Bold-typed indicators will be assessed at the end of this quarter only.