

***FREMONT CITY SCHOOL DISTRICT
SANDUSKY COUNTY, OHIO***

AUDIT REPORT

For the Year Ended June 30, 2013



**FREMONT CITY SCHOOL DISTRICT
SANDUSKY COUNTY**

TABLE OF CONTENTS

TITLE	PAGE
Independent Auditors' Report	1-2
Management's Discussion and Analysis.....	5-14
Basic Financial Statements:	
Government-wide Financial Statements:	
Statement of Net Position	15
Statement of Activities.....	16
Fund Financial Statements:	
Balance Sheet - Governmental Funds.....	17
Reconciliation of Total Governmental Fund Balances to Net Position of Governmental Activities	18
Statement of Revenues, Expenditures and Changes in Fund Balances – Governmental Funds.....	19
Reconciliation of the Statement of Revenues, Expenditures and Changes in Fund Balances of Governmental Funds to the Statement of Activities.....	20
Statement of Revenues, Expenditures and Changes in Fund Balances – Budget and Actual (Non GAAP Budgetary Basis) - General Fund	21
Statement of Fiduciary Net Position – Internal Service Fund	22
Statement of Revenues, Expenditures and Changes in Net Position – Internal Service Fund.....	23
Statement of Cash Flows – Internal Service Fund	24
Statement of Fiduciary Net Position – Fiduciary Funds.....	25
Statement of Changes in Fiduciary Net Position – Private Purpose Trust Funds	26
Notes to the Financial Statements	27-56
Federal Awards Receipts and Expenditures Schedule.....	57
Notes to the Federal Awards Receipts and Expenditures Schedule	58
Independent Auditors' Report on Internal Control Over Financial Reporting and on Compliance and Other Matters Required by <i>Government Auditing Standards</i>	59-60
Independent Auditors' Report on Compliance with Requirements Applicable to Each Major Federal Program and on Internal Control Over Compliance in Accordance with OMB Circular A-133	61-62
Schedule of Findings.....	63
Schedule of Prior Audit Findings.....	64
Independent Accountants' Report on Applying Agreed-Upon Procedure	65

Rockefeller Building
614 W Superior Ave Ste 1242
Cleveland OH 44113-1306
Office phone - (216) 575-1630
Fax - (216) 436-2411

Charles E. Harris & Associates, Inc.
Certified Public Accountants

INDEPENDENT AUDITORS' REPORT

Fremont City School District
Sandusky County
500 West State Street, Suite A
Fremont, Ohio 43420

To the Board of Education:

Report on the Financial Statements

We have audited the accompanying financial statements of the governmental activities, each major fund and the aggregate remaining fund information of the Fremont City School District, Sandusky County, Ohio (the District), as of and for the year ended June 30, 2013, and the related notes to the financial statements, which collectively comprise the District's basic financial statements as listed in the table of contents.

Management's Responsibility for the Financial Statements

Management is responsible for preparing and fairly presenting these financial statements in accordance with accounting principles generally accepted in the United States of America; this include designing, implementing and maintaining internal control relevant to preparing and fairly presenting financial statements that are free from material misstatement, whether due to fraud or error.

Auditor's Responsibility

Our responsibility is to opine on these financial statements based on our audit. We audited in accordance with auditing standards generally accepted in the United States of America and the financial audit standards in the Comptroller General of the United States' *Government Auditing Standards*. Those standards require us to plan and perform the audit to reasonably assure the financial statements are free from material misstatement.

An audit requires obtaining evidence about financial statement amounts and disclosures. The procedures selected depend on our judgment, including assessing the risks of material financial statement misstatement, whether due to fraud or error. In assessing those risks, we consider internal control relevant to the District's preparation and fair presentation of the financial statements in order to design audit procedures that are appropriate in the circumstances, but not to the extent needed to opine on the effectiveness of the District's internal control. Accordingly, we express no opinion. An audit also includes evaluating the appropriateness of management's accounting policies and the reasonableness of their significant accounting estimates, as well as our evaluation of the overall financial statement presentation.

We believe the audit evidence we obtained is sufficient and appropriate to support our audit opinions.

Opinion

In our opinion, the financial statements referred to above present fairly, in all material respects, the respective financial position of the governmental activities, each major fund and the aggregate remaining fund information of Fremont City School District, Sandusky County, Ohio, as of June 30, 2013, and the respective changes in financial position and where applicable, cash flows and the budgetary comparison for the General fund thereof for the year then ended in accordance with the accounting principles generally accepted in the United States of America.

Emphasis of Matter

As described in Note 23 to the financial statements, during the fiscal year 2013, the District adopted new accounting guidance in Governmental Accounting Standards Board (GASB) Statement No. 63, *Financial Reporting of Deferred Outflows of Resources, Deferred Inflows of Resources, and Net Position*, and GASB Statement No. 65, *Items Previously Reported as Assets and Liabilities*. Our opinion is not modified with respect to this matter.

Other Matters

Required Supplemental Information

Accounting principles generally accepted in the United States of America require this presentation to include Management's discussion and analysis, listed in the table of contents, to supplement the basic financial statements. Although this information is not part of the basic financial statements, the Governmental Accounting Standards Board considers it essential for placing the basic financial statements in an appropriate operational, economic, or historical context. We applied certain limited procedures to the required supplementary information in accordance with auditing standards generally accepted in the United States of America, consisting of inquiries of management about the methods of preparing the information and comparing the information for consistency with management's responses to our inquiries, to the basic financial statements, and other knowledge we obtained during our audit of the basic financial statements. We do not opine or provide any assurance on the information because the limited procedures do not provide us with sufficient evidence to opine or provide any other assurance.

Supplementary and Other Information


Our audit was conducted to opine on the District's basic financial statements taken as a whole.

The Federal Award Receipts and Expenditures Schedule (schedule) presents additional analysis as required by the U.S. Office of Management and Budget Circular A-133, *Audits of States, Local Governments, and Non-Profit Organizations* and is not a required part of the financial statements.

The schedule is management's responsibility, and derives from and relate directly to the underlying accounting and other records used to prepare the basic financial statements. We subjected this schedule to the auditing procedures we applied to the basic financial statements. We also applied certain additional procedures, including comparing and reconciling the schedule directly to the underlying accounting and other records used to prepare the basic financial statements or to the basic financial statements themselves in accordance with auditing standards generally accepted in the United States of America. In our opinion, this schedule is fairly stated in all material respects in relation to the basic financial statements taken as a whole.

Other Reporting Required by Government Auditing Standards

In accordance with *Government Auditing Standards*, we have also issued our report dated December 30, 2013, on our consideration of the District's internal control over financial reporting and our tests of its compliance with certain provisions of laws, regulations, contracts and grant agreements and other matters. That report describes the scope of our internal control testing over financial reporting and compliance, and the results of that testing, and does not opine on internal control over financial reporting or on compliance. That report is an integral part of an audit performed in accordance with *Government Auditing Standards* in considering the District's internal control over financial reporting and compliance.

A handwritten signature in black ink that reads "Charles E. Harris" followed by a stylized flourish.

Charles E. Harris & Associates, Inc.
December 30, 2013

THIS PAGE IS INTENTIONALLY LEFT BLANK

**Fremont City School District
Sandusky County**

*Management's Discussion and Analysis
For the Fiscal Year Ended June 30, 2013
Unaudited*

The discussion and analysis of Fremont City School District's (School District) financial performance provides an overall review of the School District's financial activities for the fiscal year ended June 30, 2013. The intent of this discussion and analysis is to look at the School District's financial performance as a whole; readers should also review the basic financial statements and notes to enhance their understanding of the School District's financial performance.

Highlights

Highlights for fiscal year 2013 are as follows:

- Net position of governmental activities decreased \$7,004,613 from 2012.
- General revenues accounted for \$36,159,185 in revenue or 83.4% of all revenues. Program specific revenues in the form of charges for services, operating grants, contributions and interest, and capital grants, contributions and interest accounted for \$7,216,577 or 16.6% of total revenues of \$43,375,762.
- The School District had \$44,788,280 in expenses related to governmental activities; only \$7,216,577 of these expenses was offset by program specific charges for services, grants, contributions and interest. General revenues of \$36,159,185 were not adequate to provide for these programs.
- At the end of the current fiscal year the governmental funds reported a combined ending fund balance of \$20,216,373, a decrease of \$2,028,420 from the prior fiscal year.
- The School District completed construction on the new middle school and several other projects and disposed of the old middle school during the fiscal year. The disposal of the middle school being the primary reason for the large decrease in net position.

Using the Basic Financial Statements

This annual report consists of a series of financial statements and notes to those statements. The statements are organized so the reader can understand the School District as a financial whole, or as an entire operating entity.

The statement of net position and the statement of activities provide information about the activities of the whole School District, presenting both an aggregate view of the School District's finances and a longer-term view of those finances.

Fund financial statements provide a greater level of detail. For governmental funds, these statements tell how services were financed in the short-term as well as what remains for future spending. The fund financial statements also look at the School District's most significant funds, with all other nonmajor funds presented in total in a single column. For the School District, the general fund, debt service fund and the classroom facilities capital projects fund are the most significant funds.

**Fremont City School District
Sandusky County**

*Management's Discussion and Analysis
For the Fiscal Year Ended June 30, 2013
Unaudited*

Reporting the School District as a Whole

The statement of net position and the statement of activities reflect how the School District did financially during fiscal year 2013. These statements include all assets, liabilities, deferred inflows and outflows of resources using the accrual basis of accounting similar to that, which is used by most private-sector companies. This basis of accounting considers all of the current fiscal year's revenues and expenses regardless of when cash is received or paid.

These statements report the School District's net position and changes in those assets. This change in net position is important because it tells the reader whether the financial position of the School District as a whole has increased or decreased from the prior fiscal year. Over time, these increases and/or decreases are one indicator of whether the financial position is improving or deteriorating. Causes for these changes may be the result of many factors, some financial, some not. Non-financial factors include the School District's property tax base, current property tax laws in Ohio restricting revenue growth, facility conditions, required educational programs, and other factors.

In the statement of net position and the statement of activities, all of the School District's activities are presented as governmental activities. All of the School District's programs and services are reported here including instruction, support services, non-instructional services, and extracurricular activities.

Reporting the School District's Most Significant Funds

Fund financial statements provide detailed information about the School District's major funds. While the School District uses many funds to account for its financial transactions, the fund financial statements focus on the School District's most significant funds. The School District's major funds are the general fund, the debt service fund, and the classroom facilities fund.

Governmental Funds - Most of the School District's activities are reported in governmental funds, which focus on how monies flow into and out of the funds and the balances left at fiscal year end for spending in future periods. These funds are reported using modified accrual accounting, which measures cash and all other financial assets that can readily be converted to cash. The governmental fund financial statements provide a detailed short-term view of the School District's general government operations and the basic services it provides. Governmental fund information helps determine whether there are more or less financial resources that can be spent in the near future to finance educational programs.

Proprietary Funds - Proprietary funds have historically operated as enterprise and internal service funds using the same basis of accounting as business-type activities. The internal service fund accounts for self-insurance for health insurance coverage and is reported separately as the School District's only proprietary fund.

Fiduciary Funds - Fiduciary funds are used to account for resources held for the benefit of parties outside the School District. Fiduciary funds are not reflected on the government-wide financial statements because the resources from these funds are not available to support the School District's programs. These funds use the accrual basis of accounting.

**Fremont City School District
Sandusky County**

*Management's Discussion and Analysis
For the Fiscal Year Ended June 30, 2013
Unaudited*

The School District as a Whole

Table 1 provides a summary of the School District's net position for fiscal year 2013 compared to fiscal year 2012.

**Table 1
Net Position**

	Governmental Activities	
	2013	Restated 2012
Assets:		
Current and other assets	\$ 38,435,879	\$ 39,024,867
Capital assets, net	<u>32,102,087</u>	<u>37,664,246</u>
<i>Total assets, net</i>	<u>70,537,966</u>	<u>76,689,113</u>
Liabilities:		
Current and other liabilities	6,094,466	4,740,198
Long-term liabilities	<u>21,647,655</u>	<u>22,253,390</u>
<i>Total liabilities</i>	<u>27,742,121</u>	<u>26,993,588</u>
Deferred inflows of resources:		
Property taxes	<u>10,505,663</u>	<u>10,400,730</u>
Net Position:		
Net investment in capital assets	17,232,473	22,666,838
Restricted	5,930,424	5,506,261
Unrestricted (deficit)	<u>9,127,285</u>	<u>11,121,696</u>
<i>Total net position</i>	<u>\$ 32,290,182</u>	<u>\$ 39,294,795</u>

Over time, net position can serve as a useful indicator of a government's financial position. At June 30, 2013, the School District's assets exceeded liabilities by \$32,290,182.

Net investment in capital assets reported on the government-wide statements represents a portion of the School District's total net position. Capital assets include land and land improvements, buildings, equipment, vehicles and construction in progress and are used to provide services to students and are not available for future spending. Although the School District's investment in capital assets is reported net of related debt, it should be noted that the resources to repay the debt must be provided from other sources, since capital assets may not be used to liquidate these liabilities.

A portion of the School District's net position, \$5,930,424, represents resources that are subject to external restrictions on how the funds may be used. Of the total restricted assets, \$1,924,483 or 32.5% is restricted for capital projects; \$698,740 or 11.8% is restricted for debt service payment; and \$3,307,201 or 55.8%, is restricted for other purposes. The remaining balance of government-wide unrestricted net position of \$9,127,285 was not sufficient to meet the government's ongoing obligations to students and staff.

Fremont City School District
Sandusky County

Management's Discussion and Analysis
For the Fiscal Year Ended June 30, 2013
Unaudited

Table 2 reflects the changes in net position for fiscal year 2013 and 2012.

Table 2
Change in Net Position

	Governmental Activities <u>2013</u>	Governmental Activities <u>2012</u>
Revenues:		
Program revenues:		
Charges for services	\$ 1,807,199	\$ 1,668,889
Operating grants, contributions, and interest	5,341,058	5,582,539
Capital grants and contributions	68,320	1,216,567
General revenues:		
Property taxes	12,123,125	11,296,182
Income taxes	7,209,225	6,898,103
Grants and entitlements	15,836,282	16,026,671
Payment in lieu of taxes	712,520	743,921
Interest	23,528	44,539
Miscellaneous	254,505	264,811
<i>Total revenues</i>	<u>43,375,762</u>	<u>43,742,222</u>
Special item:		
Loss on disposal of capital asset	<u>(5,592,095)</u>	<u>-</u>
<i>Total revenues and special item</i>	<u>37,783,667</u>	<u>43,742,222</u>
Expenses:		
Instruction:		
Regular	19,040,730	18,547,548
Special	6,102,927	5,716,599
Vocational	109,303	131,197
Other	237,810	268,056
Support services:		
Pupils	2,542,356	3,360,180
Instructional staff	2,201,414	1,953,225
Board of education	67,830	76,110
Administration	3,249,380	3,215,463
Fiscal	795,760	797,663
Business	153,085	155,294
Operation of maintenance of plant	4,170,792	3,576,785
Pupil transportation	1,673,877	1,643,917
Central	529,726	94,751
Operation of non-instructional services	2,104,721	2,066,803
Extracurricular services	973,516	905,153
Interest and fiscal charges	<u>835,053</u>	<u>826,603</u>
<i>Total expenses</i>	<u>44,788,280</u>	<u>43,335,347</u>

**Fremont City School District
Sandusky County**

*Management's Discussion and Analysis
For the Fiscal Year Ended June 30, 2013
Unaudited*

Change in Net Position

Governmental Activities - The School District has carefully planned its financial existence by forecasting its revenues and expenses over the next five years. The School District's revenue growth is mostly dependent upon property tax increases. Property taxes made up 27.9 percent of total revenues for governmental activities for the School District in fiscal year 2013. Although the School District relies heavily upon local property taxes to support its operations, the School District does actively solicit and receive additional grant and entitlement funds to help offset some operating costs.

The School District has an income tax which is also a critical revenue used to support operations. For 2013, this revenue amounted to 16.6 percent of total revenues.

Program revenues represented 16.6 percent of total revenues for fiscal year 2013. Program revenues generally represent tuition and fees, charges for extracurricular activities, and food service sales.

As stated previously, general revenues were 83.4 percent of total revenues for fiscal year 2013, dependence on tax resources and unrestricted grants and entitlements, primarily State foundation resources, will continue to be the primary support for School District operations.

Program expenses for 2013 increased \$1,452,933 or 3.4 percent over 2012. The increase was not attributed to one specific line item.

The major program expenses for governmental activities are for instruction, which in 2013, accounted for 56.9 percent of all governmental expenses. Other programs which support the instruction process, including pupils support, instructional staff, and pupil transportation account for 14.3 percent of governmental expenses. Maintenance of the School District's facilities also represents a significant expense, of 9.3 percent.

Table 3 indicates the total cost of services and the net cost of services for governmental activities. The statement of activities reflects the cost of program services and the charges for services, grants, and contributions offsetting those services. The net cost of services identifies the cost of those services supported by tax revenues and unrestricted state entitlements.

**Fremont City School District
Sandusky County**

*Management's Discussion and Analysis
For the Fiscal Year Ended June 30, 2013
Unaudited*

**Table 3
Governmental Activities**

	Total Cost of Services		Net Cost of Services	
	<u>2013</u>	<u>2012</u>	<u>2013</u>	<u>2012</u>
Instruction:				
Regular	\$ 19,040,730	\$ 18,547,548	\$ (17,809,807)	\$ (16,217,485)
Special	6,102,927	5,716,599	(4,608,933)	(4,127,326)
Vocational	109,303	131,197	(97,649)	(126,242)
Other	237,810	268,056	(85,378)	(99,993)
Support services:				
Pupils	2,542,356	3,360,180	(2,207,741)	(2,972,063)
Instructional staff	2,201,414	1,953,225	(1,084,621)	(1,094,112)
Board of education	67,830	76,110	(67,830)	(76,110)
Administration	3,249,380	3,215,463	(3,130,976)	(3,037,982)
Fiscal	795,760	797,663	(771,667)	(766,763)
Buisness	153,085	155,294	(153,085)	(155,294)
Operation and maintenance of plant	4,170,792	3,576,785	(4,116,399)	(3,519,599)
Pupil transportation	1,673,877	1,643,917	(1,649,906)	(1,478,206)
Central	529,726	94,751	(529,726)	(94,751)
Operation of non-instructional services	2,104,721	2,066,803	177,814	250,910
Extracurricular services	973,516	905,153	(600,746)	(525,733)
Interest and fiscal charges	835,053	826,603	(835,053)	(826,603)
<i>Total expenses</i>	<u>\$ 44,788,280</u>	<u>\$ 43,335,347</u>	<u>\$ (37,571,703)</u>	<u>\$ (34,867,352)</u>

As noted earlier, the program costs for fiscal year 2013 are comparable to the prior fiscal year with a 3.4 percent increase. In addition to the increase in program costs, the amount of program revenues provided to off-set these expenses also decreased 14.8 percent.

The non-instructional services program received a significant amount of program revenue. The amount of program revenue exceeded the program expenses. These revenues consist of cafeteria sales and state and federal subsidies for cafeteria operations as well as State monies received by the School District on behalf of the four parochial schools within the School District's boundaries.

**Fremont City School District
Sandusky County**

*Management's Discussion and Analysis
For the Fiscal Year Ended June 30, 2013
Unaudited*

The School District's Funds

The School District's governmental funds are accounted for using the modified accrual basis of accounting. The School District's major funds are the general fund, the debt service fund used to account for the accumulation of resources and the payment of general obligation bond principal and interest and certain other long-term obligations from governmental resources when the government is obligated in some manner for the payment and the classroom facilities capital projects fund which account for all transactions related to building and equipping of classroom facilities.

Overall fund balances decreased for the current fiscal year. The decrease was most significant in the general fund.

**Table 4
Fund Balances**

	<u>Fund Balance June 30, 2013</u>	<u>Fund Balance June 30, 2012</u>	<u>Increase/ (Decrease)</u>	<u>Percent Change</u>
General	\$ 11,647,097	\$ 13,709,980	\$ (2,062,883)	(15.05)
Debt Service	927,218	979,615	(52,397)	(5.35)
Classroom facilities	3,473,229	3,873,155	(399,926)	(10.33)
Other governmental	<u>4,168,829</u>	<u>3,682,043</u>	<u>486,786</u>	13.22
Total	<u>\$ 20,216,373</u>	<u>\$ 22,244,793</u>	<u>\$ (2,028,420)</u>	

The School District's general fund revenues increased \$784,209 and expenditures increased \$3,392,557 from 2012. The most significant change in revenues was an increase in taxes over the prior year. Total expenditures increased mainly in the area of instructional services.

**Fremont City School District
Sandusky County**

*Management's Discussion and Analysis
For the Fiscal Year Ended June 30, 2013
Unaudited*

**Table 5
Change in Financial Activities for the General Fund**

	2013 <u>Amount</u>	2012 <u>Amount</u>	Increase/ <u>(Decrease)</u>	Percent <u>Change</u>
<u>Revenues</u>				
Taxes	\$ 10,415,041	\$ 9,709,499	\$ 705,542	7.27
Income tax	7,209,225	6,898,103	311,122	4.51
Intergovernmental	15,706,791	15,861,306	(154,515)	(0.97)
Interest	23,526	44,531	(21,005)	(47.17)
Tuition and fees	783,493	674,550	108,943	16.15
Extracurricular activities	148,156	148,672	(516)	(0.35)
Gifts and donations	14,851	16,926	(2,075)	(12.26)
Charges for service	53,969	36,745	17,224	46.87
Rent	23,176	36,017	(12,841)	(35.65)
Payment in lieu of taxes	712,520	756,460	(43,940)	(5.81)
Miscellaneous	<u>176,696</u>	<u>300,426</u>	<u>(123,730)</u>	(41.18)
Total	<u>\$ 35,267,444</u>	<u>\$ 34,483,235</u>	<u>\$ 784,209</u>	
<u>Expenditures:</u>				
Instruction	23,318,232	21,219,080	2,099,152	9.89
Support services	12,958,349	11,854,124	1,104,225	9.32
Operation of non-instructional services	2,245	456	1,789	392.32
Extracurricular activities	681,192	614,580	66,612	10.84
Capital outlay	367,050	243,640	123,410	50.65
Debt service	<u>3,683</u>	<u>6,314</u>	<u>(2,631)</u>	(41.67)
Total	<u>\$ 37,330,751</u>	<u>\$ 33,938,194</u>	<u>\$ 3,392,557</u>	

General Fund Budgeting Highlights

The School District's budget is prepared according to Ohio law and is based upon accounting for certain transactions on a basis of cash receipts, disbursements, and encumbrances. The most significant budgeted fund is the general fund.

For the general fund, the final budget basis revenue and other financing sources estimate was \$33,484,245, which is higher than the original budget estimate of \$33,482,939. All of this \$1,306 difference was due to budget estimates for miscellaneous revenues. Actual revenue and other financing uses, however, were \$35,132,844 or \$1,648,599 more than anticipated.

The original expenditures and other financing uses estimate of \$36,171,674 was revised during the fiscal year to the final amount of \$37,049,175. Actual expenditures (including encumbrances) and other financing uses, however, were \$37,001,688 or \$47,487 less than anticipated. The decrease was due to lower than anticipated expenditures and management controls to reduce the expenditures.

**Fremont City School District
Sandusky County**

*Management's Discussion and Analysis
For the Fiscal Year Ended June 30, 2013
Unaudited*

Capital Assets and Debt Administration

Capital Assets

At the end of fiscal year 2013, the School District had \$32,102,087 invested in various capitalized assets, net of depreciation. The table below shows fiscal year 2013 balances compared to fiscal year 2012.

**Table 6
Capital Assets, at Fiscal Year End
(Net of depreciation)**

	<u>Governmental Activities</u>	
	<u>2013</u>	<u>2012</u>
Land	\$ 409,270	\$ 409,270
Construction in progress	122,841	24,338,698
Land improvements	295,024	174,815
Buildings and improvements	29,871,477	11,210,731
Furniture, fixtures and equipment	837,927	815,513
Vehicles	565,548	715,219
Total capital assets	<u>\$ 32,102,087</u>	<u>\$ 37,664,246</u>

As stated above at the end of fiscal year 2013, the School District had \$32,102,087 invested in capital assets (net of accumulated depreciation), a decrease of \$5,562,159 from the prior year. This decrease is due to current year depreciation expense and the disposal of the old middle school. The amount reported for vehicles of \$565,548 is approximately 21 percent of cost (\$2,696,291) which indicates the vehicles (mainly buses) are significantly depreciated and soon to be replaced or repaired. For further information regarding the School District's capital assets, refer to Note 9 to the basic financial statements.

**Fremont City School District
Sandusky County**

*Management's Discussion and Analysis
For the Fiscal Year Ended June 30, 2013
Unaudited*

Debt

The School District's outstanding debt at June 30, 2013, consisted of general obligation bonds (including unamortized bond premium and bond accretion), in the amount of \$17,560,370. The School District's long-term obligations also include compensated absences.

**Table 7
Outstanding Debt and Capital Lease, at Fiscal Year End**

	Governmental Activities <u>2013</u>	Governmental Activities <u>2012</u>
General obligation bonds	\$ 17,560,370	\$ 17,941,335
Capital leases	<u>-</u>	<u>3,568</u>
Total outstanding	<u>\$ 17,560,370</u>	<u>\$ 17,944,903</u>

For further information regarding the School District's long-term obligations, refer to Note 14 to the basic financial statements.

Current Issues

The Fremont City School District has continued to maintain the highest standards of service to our students, parents and community. The School District is always presented with challenges and opportunities. Recent national events and their impact on the School District and the surrounding area are very much under review and analysis. Economic recession has yet to impact our primary industries, but that could be a seasonal phenomena resulting from our agricultural and housing industry strengths. The Board of Education and administration closely monitor its revenues and expenditures in accordance with its five year forecast.

The financial future of the School District is not without its challenges though. These challenges are internal and external in nature. The internal challenges will continue to exist, as the School District must rely heavily on local property taxes to fund its operations. Thus management must diligently plan expenses from this growth, staying carefully within its five-year forecast.

As a result of the challenges mentioned above, it is imperative that the School District's management continue to carefully and prudently plan to provide the resources required to meet student needs over the next several years.

Contacting the School District's Financial Management

This financial report is designed to provide our citizens, taxpayers, investors, and creditors with a general overview of the School District's finances and to reflect the School District's accountability for the monies it receives. Questions concerning any of the information in this report or requests for additional information should be directed to David M. Chambers, Treasurer, Fremont City School District, 500 W. State Street, Suite A, Fremont, Ohio 43420.

Fremont City School District*Statement of Net Position**June 30, 2013*

	Governmental Activities
Assets:	
Equity in pooled cash and cash equivalents	\$ 21,417,574
Investments in segregated accounts	102,825
Inventory held for resale	9,698
Materials and supplies inventory	4,068
Receivables:	
Accounts	222,377
Intergovernmental	470,246
Accrued interest	19,994
Property taxes	13,529,792
Income taxes	2,643,380
Notes	15,925
Capital assets:	
Nondepreciable capital assets	532,111
Depreciable capital assets, net	31,569,976
Total capital assets	32,102,087
Total assets	70,537,966
Liabilities:	
Accounts payable	844,596
Contracts payable	234,203
Accrued wages	2,759,295
Matured compensated absences payable	329,120
Intergovernmental payable	998,039
Accrued interest payable	338,372
Claims payable	590,841
Long-term liabilities:	
Due within one year	1,077,543
Due in more than one year	20,570,112
Total liabilities	27,742,121
Deferred inflows of resources:	
Property taxes	10,505,663
Net position:	
Net investment in capital assets	17,232,473
Restricted for:	
Capital projects	1,924,483
Debt service	698,740
Other purposes	3,307,201
Unrestricted	9,127,285
Total net position	\$ 32,290,182

See accompanying notes to the basic financial statements.

Fremont City School District
Statement of Activities
For the Fiscal Year Ended June 30, 2013

			Program Revenues		Net (Expense) Revenues and Changes in Net Position
	Expenses	Charges for Services	Operating Grants, Contributions and Interest	Capital Grants, Contributions and Interest	Governmental Activities
Governmental Activities:					
Instruction:					
Regular	\$ 19,040,730	\$ 739,083	\$ 423,520	\$ 68,320	\$ (17,809,807)
Special	6,102,927	82,870	1,411,124	-	(4,608,933)
Vocational	109,303	11,654	-	-	(97,649)
Other	237,810	-	152,432	-	(85,378)
Support services:					
Pupils	2,542,356	67,011	267,604	-	(2,207,741)
Instructional staff	2,201,414	33,564	1,083,229	-	(1,084,621)
Board of education	67,830	-	-	-	(67,830)
Administration	3,249,380	15,663	102,741	-	(3,130,976)
Fiscal	795,760	-	24,093	-	(771,667)
Business	153,085	-	-	-	(153,085)
Operation and maintenance of plant	4,170,792	25,176	29,217	-	(4,116,399)
Pupil transportation	1,673,877	-	23,971	-	(1,649,906)
Central	529,726	-	-	-	(529,726)
Operation of non-instructional services	2,104,721	491,704	1,790,831	-	177,814
Extracurricular activities	973,516	340,474	32,296	-	(600,746)
Interest and fiscal charges	835,053	-	-	-	(835,053)
Total governmental activities	<u>\$ 44,788,280</u>	<u>\$ 1,807,199</u>	<u>\$ 5,341,058</u>	<u>\$ 68,320</u>	<u>(37,571,703)</u>

General Revenues:

Property taxes levied for:	
General purposes	10,442,888
Debt service	1,044,498
Capital outlay	354,569
Capital facilities maintenance	281,170
Income taxes levied for general purposes	7,209,225
Grants and entitlements not restricted to specific programs	15,836,282
Payment in lieu of taxes	712,520
Investment earnings	23,528
Miscellaneous	254,505
Special item - loss on disposal of capital asset	<u>(5,592,095)</u>
Total general revenues and special item	<u>30,567,090</u>
Change in net position	(7,004,613)
Net position beginning of year, restated	<u>39,294,795</u>
Net position end of year	<u>\$ 32,290,182</u>

See accompanying notes to the basic financial statements.

Fremont City School District

Balance Sheet

Governmental Funds

June 30, 2013

	General	Debt Service	Classroom Facilities	Other Governmental Funds	Total Governmental Funds
Assets:					
Equity in pooled cash and cash equivalents	\$ 11,820,488	\$ 779,661	\$ 3,687,880	\$ 4,060,538	\$ 20,348,567
Investments in segregated accounts	-	-	-	102,825	102,825
Inventory held for resale	-	-	-	9,698	9,698
Materials and supplies inventory	-	-	-	4,068	4,068
Receivables:					
Accounts	81,338	-	-	1,022	82,360
Intergovernmental	7,745	-	9,303	453,198	470,246
Accrued interest	19,792	-	-	202	19,994
Property taxes	11,664,117	1,144,245	-	721,430	13,529,792
Income taxes	2,643,380	-	-	-	2,643,380
Notes	-	-	-	15,925	15,925
Total assets	<u>\$ 26,236,860</u>	<u>\$ 1,923,906</u>	<u>\$ 3,697,183</u>	<u>\$ 5,368,906</u>	<u>\$ 37,226,855</u>
Liabilities:					
Accounts payable	\$ 573,676	\$ -	\$ 4,602	\$ 247,462	\$ 825,740
Contracts payable	-	-	219,352	14,851	234,203
Accrued wages	2,597,119	-	-	162,176	2,759,295
Matured compensated absences payable	320,041	-	-	9,079	329,120
Intergovernmental payable	917,847	-	-	80,192	998,039
Total liabilities	<u>4,408,683</u>	<u>-</u>	<u>223,954</u>	<u>513,760</u>	<u>5,146,397</u>
Deferred inflows of resources:					
Property taxes	9,059,245	886,794	-	559,624	10,505,663
Unavailable revenue	9,938	-	-	57,626	67,564
Unavailable revenue - delinquent property taxes	1,111,897	109,894	-	69,067	1,290,858
Total deferred inflows of resources	<u>10,181,080</u>	<u>996,688</u>	<u>-</u>	<u>686,317</u>	<u>11,864,085</u>
Fund balances:					
Nonspendable	-	-	-	15,925	15,925
Restricted	-	927,218	3,473,229	4,153,673	8,554,120
Committed	4,966,336	-	-	-	4,966,336
Assigned	6,679,442	-	-	-	6,679,442
Unassigned	1,319	-	-	(769)	550
Total fund balances	<u>11,647,097</u>	<u>927,218</u>	<u>3,473,229</u>	<u>4,168,829</u>	<u>20,216,373</u>
Total liabilities, deferred inflows of resources and fund balances	<u>\$ 26,236,860</u>	<u>\$ 1,923,906</u>	<u>\$ 3,697,183</u>	<u>\$ 5,368,906</u>	<u>\$ 37,226,855</u>

See accompanying notes to the basic financial statements.

Fremont City School District
Reconciliation of Total Governmental Fund Balances to
Net Position of Governmental Activities
June 30, 2013

Total governmental fund balances		\$ 20,216,373
Amounts reported for governmental activities in the statement of net position are different because:		
Capital assets used in governmental activities are not financial resources and therefore are not reported in the funds.		32,102,087
Other long-term assets that are not available to pay for current-period expenditures and therefore are unavailable in the funds:		
Property taxes	\$ 1,290,858	
Intergovernmental	65,243	
Charges for services	128	
Tuition and fees	325	
Miscellaneous	<u>1,868</u>	
		1,358,422
In the statement of activities, interest is accrued on outstanding bonds, whereas in governmental funds, an interest expenditure is reported when due.		(338,372)
Long-term liabilities, including general obligation bonds and compensated absences are not due and payable in the current period and therefore are not reported in the funds:		
General obligation bonds	\$ (16,495,000)	
Capital appreciation bonds	(449,868)	
Accretion on bonds	(307,406)	
Premium on bonds	(308,096)	
Compensated absences	<u>(4,087,285)</u>	
Total		(21,647,655)
An internal service fund is used by management to charge the cost of insurance to individual funds. The assets and liabilities of the internal service fund are included in governmental activities on the statement of net position.		<u>599,327</u>
Net position of governmental activities		<u><u>\$ 32,290,182</u></u>
See accompanying notes to the basic financial statements.		

Fremont City School District

Statement of Revenues, Expenditures

and Changes in Fund Balances

Governmental Funds

For the Fiscal Year Ended June 30, 2013

	General	Debt Service	Classroom Facilities	Other Governmental Funds	Total Governmental Funds
Revenues:					
Property taxes	\$ 10,415,041	\$ 1,045,544	\$ -	\$ 642,658	\$ 12,103,243
Income tax	7,209,225	-	-	-	7,209,225
Intergovernmental	15,706,791	151,788	65,577	5,229,410	21,153,566
Interest	23,526	-	2,743	6,470	32,739
Tuition and fees	783,493	-	-	-	783,493
Extracurricular activities	148,156	-	-	237,927	386,083
Gifts and donations	14,851	-	-	43,218	58,069
Charges for services	53,969	-	-	483,848	537,817
Rent	23,176	-	-	2,000	25,176
Payment in lieu of taxes	712,520	-	-	-	712,520
Miscellaneous	176,696	-	-	7,728	184,424
Total revenues	35,267,444	1,197,332	68,320	6,653,259	43,186,355
Expenditures:					
Current:					
Instruction:					
Regular	18,326,977	-	-	347,354	18,674,331
Special	4,789,738	-	-	1,361,578	6,151,316
Vocational	129,647	-	-	-	129,647
Other	71,870	-	-	165,940	237,810
Support services:					
Pupils	2,355,524	-	-	164,694	2,520,218
Instructional staff	1,047,490	-	-	1,035,828	2,083,318
Board of education	67,830	-	-	-	67,830
Administration	3,089,685	-	-	117,672	3,207,357
Fiscal	698,298	27,363	-	54,314	779,975
Business	152,614	-	-	-	152,614
Operation and maintenance of plant	3,538,429	-	136,182	298,197	3,972,808
Pupil transportation	1,480,798	-	-	34,962	1,515,760
Central	527,681	-	-	-	527,681
Operation of non-instructional services	2,245	-	-	2,069,236	2,071,481
Extracurricular activities	681,192	-	-	241,201	922,393
Capital outlay	367,050	-	331,451	278,737	977,238
Debt service:					
Principal retirement	3,568	470,000	-	-	473,568
Interest and fiscal charges	115	752,366	-	-	752,481
Total expenditures	37,330,751	1,249,729	467,633	6,169,713	45,217,826
Excess of revenues over (under) expenditures	(2,063,307)	(52,397)	(399,313)	483,546	(2,031,471)
Other financing sources (uses):					
Proceeds from sale of capital assets	3,051	-	-	-	3,051
Transfers in	613	-	-	3,240	3,853
Transfers out	(3,240)	-	(613)	-	(3,853)
Total other financing sources (uses)	424	-	(613)	3,240	3,051
Net change in fund balances	(2,062,883)	(52,397)	(399,926)	486,786	(2,028,420)
Fund balances at beginning of year	13,709,980	979,615	3,873,155	3,682,043	22,244,793
Fund balances at end of year	\$ 11,647,097	\$ 927,218	\$ 3,473,229	\$ 4,168,829	\$ 20,216,373

See accompanying notes to the basic financial statements.

Fremont City School District
*Reconciliation of the Statement of Revenues, Expenditures and Changes
in Fund Balances of Governmental Funds to the Statement of Activities
For the Fiscal Year Ended June 30, 2013*

Net change in fund balances - total governmental funds \$ (2,028,420)

Amounts reported for governmental activities in the
statement of activities are different because:

Governmental funds report capital outlays as expenditures. However, in the statement of activities,
In the current period, these amounts are:

Capital asset additions	\$	977,238	
Depreciation expense		(915,229)	
Excess of capital outlay over depreciation expense			62,009

Governmental funds only report the disposal of capital assets to the extent proceeds are
received from the sale. In the statement of activities, a gain or loss is reported for
each disposal.

Loss	\$	(32,073)	
Special item		(5,592,095)	
			(5,624,168)

Revenues in the statement of activities that do not provide current financial resources are not
reported as revenues in the funds. These activities consist of:

Property taxes	\$	19,882	
Intergovernmental		27,802	
Charges for services		128	
Tuition and fees		(237)	
Miscellaneous		1,815	
Net change in deferred inflows of resources during the year			49,390

Repayment of bond principal is an expenditure in the governmental funds, but the repayment
reduces long-term liabilities in the statement of net position. 470,000

Repayment of capital lease principal is an expenditure in the governmental funds, but the
repayment reduces long-term liabilities in the statement of net position. 3,568

The amortization of bond premium and accretion is reflected as an expense in the statement
of activities.

Premium	\$	21,917	
Bond accretion		(110,952)	
Total additional expenses			(89,035)

Some items reported in the statement of activities do not require the use of current financial
resources and therefore are not reported as expenditures in governmental funds. These
activities consist of:

Decrease in compensated absences	\$	221,202	
Decrease in accrued interest		6,463	
Total additional expenditures			227,665

The internal service fund is used by management to charge the costs of medical, prescription
drug, dental and vision claims to individual funds. The net revenue (expense) of the
internal service fund is allocated among the governmental activities.

(75,622)

Change in net position of governmental activities \$ (7,004,613)

See accompanying notes to the basic financial statements.

Fremont City School District
Statement of Revenues, Expenditures and Changes in Fund Balance -
Budget and Actual - General Fund
For the Fiscal Year Ended June 30, 2013

	Budgeted Amounts			Variance with Final Budget Positive (Negative)
	Original	Final	Actual	
Revenues:				
Property taxes	\$ 10,067,516	\$ 10,067,516	\$ 10,567,907	\$ 500,391
Income tax	6,563,377	6,563,377	6,889,602	326,225
Intergovernmental	14,842,602	14,842,602	15,580,336	737,734
Interest	46,722	46,722	49,044	2,322
Tuition and fees	687,309	687,309	721,471	34,162
Rent	21,773	21,773	22,855	1,082
Extracurricular activities	97,691	97,691	102,547	4,856
Gifts and donations	681,628	681,628	715,508	33,880
Customer services	50,270	50,270	52,769	2,499
Miscellaneous	109,584	110,890	115,402	4,512
Total revenues	33,168,472	33,169,778	34,817,441	1,647,663
Expenditures:				
Current:				
Instruction:				
Regular	18,584,362	18,043,632	18,019,213	24,419
Special	3,908,153	4,659,859	4,659,834	25
Vocational	122,841	130,372	130,082	290
Student Intervention Services	89,305	65,289	65,270	19
Other	1,709	6,651	6,644	7
Support services:				
Pupils	2,033,922	2,185,456	2,182,154	3,302
Instructional staff	1,117,535	1,036,476	1,036,437	39
Board of education	76,960	69,074	69,026	48
Administration	3,027,008	3,050,835	3,050,713	122
Fiscal	740,748	713,151	713,118	33
Business	147,813	153,517	153,497	20
Operation and maintenance of plant	3,387,924	3,629,155	3,628,334	821
Pupil transportation	1,373,569	1,499,878	1,499,779	99
Central	504,778	520,958	520,642	316
Operation of non-instructional services	1,709	2,333	1,550	783
Extracurricular activities	686,844	676,389	675,936	453
Capital outlay	304,223	304,506	289,764	14,742
Total expenditures	36,109,403	36,747,531	36,701,993	45,538
Excess of revenues under expenditures	(2,940,931)	(3,577,753)	(1,884,552)	1,693,201
Other financing sources (uses):				
Proceeds from sale of capital assets	3,051	3,051	3,051	-
Refund of prior year expenditures	15,043	15,043	15,979	936
Refund of prior year receipts	-	(936)	(695)	241
Transfers in	296,373	296,373	296,373	-
Transfers out	(62,271)	(300,708)	(299,000)	1,708
Total other financing sources (uses)	252,196	12,823	15,708	2,885
Net change in fund balance	(2,688,735)	(3,564,930)	(1,868,844)	1,696,086
Fund balance at beginning of year	12,523,890	12,523,890	12,523,890	-
Prior year encumbrances appropriated	406,350	406,350	406,350	-
Fund balance at end of year	\$ 10,241,505	\$ 9,365,310	\$ 11,061,396	\$ 1,696,086

See accompanying notes to the basic financial statements.

Fremont City School District
Statement of Fund Net Position
Internal Service Fund
June 30, 2013

	Self Insurance
Assets:	
Equity in pooled cash and cash equivalents	\$ 1,069,007
Accounts receivable	140,017
Total assets	<u>1,209,024</u>
Liabilities:	
Current liabilities:	
Accounts payable	\$ 18,856
Claims payable	590,841
Total liabilities	<u>609,697</u>
Net position:	
Unrestricted	599,327
Total liabilities and net position	<u>\$ 1,209,024</u>

See accompanying notes to the basic financial statements.

Fremont City School District
Statement of Revenues, Expenses and Changes in Fund Net Position
Internal Service Fund
For the Fiscal Year Ended June 30, 2013

	Self Insurance
Operating revenues:	
Charges for services	\$ 4,645,075
Other revenues	197,773
Total operating revenues	<u>4,842,848</u>
Purchased services	832,009
Claims	4,086,461
Total operating expenses	<u>4,918,470</u>
Change in net position	(75,622)
Net position beginning of year	674,949
Net position end of year	<u><u>\$ 599,327</u></u>

See accompanying notes to the basic financial statements.

Fremont City School District
Statement of Cash Flows
Internal Service Fund
For the Fiscal Year Ended June 30, 2013

	Self Insurance
Cash flows from operating activities:	
Cash received from other operating sources	\$ 57,756
Cash received for charges for services	4,645,075
Cash payments to suppliers for goods and services	(808,604)
Cash payments for claims	(3,885,531)
Net cash provided by operating activities	<u>8,696</u>
Net increase in cash and cash equivalents	8,696
Cash and cash equivalents at beginning of year	1,060,311
Cash and cash equivalents at end of year	<u><u>\$ 1,069,007</u></u>
Reconciliation of operating loss to net cash provided by operating activities:	
Operating loss	\$ (75,622)
Adjustments to reconcile operating loss to net cash provided by operating activities:	
Change in assets and liabilities:	
(Increase) decrease in assets:	
Accounts receivable	(135,048)
Increase (decrease) in liabilities:	
Accounts payable	18,856
Claims payable	200,510
Total adjustments	<u>84,318</u>
Net cash provided by operating activities	<u><u>\$ 8,696</u></u>

See accompanying notes to the basic financial statements.

Fremont City School District
Statement of Fiduciary Net Position
Fiduciary Funds
June 30, 2013

	Private Purpose Trusts Endowment	Agency
Assets:		
Equity in pooled cash and cash equivalents	\$ 23,408	\$ 101,580
Investments in segregated accounts	281,344	-
Accrued interest receivable	821	-
Total assets	<u>305,573</u>	<u>\$ 101,580</u>
Liabilities:		
Accounts payable	\$ -	\$ 9,342
Due to students	-	92,238
Total liabilities	<u>-</u>	<u>\$ 101,580</u>
Net position:		
Held in trust for scholarships	117,324	
Endowments	188,249	
Total net position	<u>\$ 305,573</u>	

See accompanying notes to the basic financial statements.

Fremont City School District
Statement of Changes in Fiduciary Net Position
Private Purpose Trust Fund
For the Fiscal Year Ended June 30, 2013

	Private Purpose Trust
	Endowment
Additions:	
Interest	\$ 488
Gift and donations	2,919
Miscellaneous	7,830
Total additions	<u>11,237</u>
Deductions:	
Payments in accordance with trust agreements	<u>5,944</u>
Change in net position	5,293
Net position beginning of year	<u>300,280</u>
Net position end of year	<u><u>\$ 305,573</u></u>

See accompanying notes to the basic financial statements.

**Fremont City School District
Sandusky County**

*Notes to the Basic Financial Statements
For the Fiscal Year Ended June 30, 2013*

NOTE 1 - SUMMARY OF SIGNIFICANT ACCOUNTING POLICIES AND DESCRIPTION OF THE SCHOOL DISTRICT

Fremont City School District (the School District) is organized under Article VI, Sections 2 and 3 of the Constitution of the State of Ohio. The School District operates under a locally-elected Board form of government consisting of five members elected at-large for staggered four year terms. The School District provides educational services as authorized by state and federal guidelines.

The School District was established in 1968 through the consolidation of existing land areas and school districts. The School District serves an area of approximately one hundred sixty-two square miles. It is located in central Sandusky County, including all of the City of Fremont and portions of surrounding townships. It is staffed by 159 classified employees, 289 certified teaching personnel, including 33 administrative employees who provide services to 4,112 students and other community members. The School District currently operates seven elementary schools, a middle school, and a comprehensive high school.

Reporting Entity

A reporting entity is composed of the primary government, component units, and other organizations that are included to insure the financial statements are not misleading. The primary government of the School District consists of all funds, departments, boards, and agencies that are not legally separate from the School District. For Fremont City School District, this includes general operations, food service, preschool, and student related activities of the School District.

Component units are legally separate organizations for which the School District is financially accountable. The School District is financially accountable for an organization if the School District appoints a voting majority of the organization's governing board and (1) the School District is able to significantly influence the programs or services performed or provided by the organization; or (2) the School District is legally entitled to or can otherwise access the organization's resources; the School District is legally obligated or has otherwise assumed the responsibility to finance the deficits of, or provide financial support to, the organization; or the School District is obligated for the debt of the organization. Component units may also include organizations that are fiscally dependent on the School District in that the School District approves the budget, the issuance of debt, or the levying of taxes. There are no component units of the Fremont City School District.

The following activity is included within the School District's reporting entity:

Parochial Schools -Within the School District boundaries, St. Ann, St. Joseph Elementary, and St. Joseph High School are operated through the Toledo Catholic Diocese; Sacred Heart is operated as a private school. Current state legislation provides funding to these parochial schools. The monies are received and disbursed on behalf of the parochial schools by the Treasurer of the School District, as directed by the parochial schools. This activity is reflected in a special revenue fund for financial reporting purposes by the School District.

The School District participates in three jointly governed organizations. These organizations are the Northern Ohio Educational Computer Association, the Vanguard-Sentinel Career Center and the Ohio Schools Council. These organizations are presented in Note 18 to the basic financial statements.

**Fremont City School District
Sandusky County**

*Notes to the Basic Financial Statements
For the Fiscal Year Ended June 30, 2013*

The basic financial statements of the School District have been prepared in conformity with generally accepted accounting principles (GAAP) as applied to governmental units. The Governmental Accounting Standards Board (GASB) is the accepted standard-setting body for establishing governmental accounting and financial reporting principles. Following are the more significant of the School District's accounting policies.

A. Basis of Presentation

The School District's basic financial statements consist of government-wide financial statements, including a statement of net position and a statement of activities, and fund financial statements which provide a more detailed level of financial information.

Government-Wide Financial Statements

The statement of net position and the statement of activities display information about the School District as a whole. These statements include the financial activities of the primary government, except for fiduciary funds. The activity of the internal service fund is eliminated to avoid "doubling up" revenues and expenses.

The statement of net position presents the financial condition of the governmental activities of the School District at fiscal year end. The statement of activities presents a comparison between direct expenses and program revenues for each program or function of the School District's governmental activities. Direct expenses are those that are specifically associated with a service, program, or department and, therefore, clearly identifiable to a particular function. Program revenues include charges paid by the recipient of the goods or services offered by the program and grants, contributions, and interest that are restricted to meeting the operational or capital requirements of a particular program. Revenues which are not classified as program revenues are presented as general revenues of the School District, with certain limited exceptions. The comparison of direct expenses with program revenues identifies the extent to which each governmental function is self-financing or draws from the general revenues of the School District.

Fund Financial Statements

During the fiscal year, the School District segregates transactions related to certain School District functions or activities in separate funds in order to aid financial management and to demonstrate legal compliance. Fund financial statements are designed to present financial information of the School District at this more detailed level. The focus of governmental fund financial statements is on major funds. Each major fund is presented in a separate column. Nonmajor funds are aggregated and presented in a single column. The internal service fund is presented in a single column on the proprietary fund financial statements. Fiduciary funds are reported by type.

B. Fund Accounting

The School District uses funds to maintain its financial records during the fiscal year. A fund is defined as a fiscal and accounting entity with a self-balancing set of accounts. The funds of the School District are reported in three categories: governmental, proprietary, and fiduciary.

Fremont City School District
Sandusky County

Notes to the Basic Financial Statements
For the Fiscal Year Ended June 30, 2013

Governmental Funds

Governmental funds are those through which most governmental functions of the School District are financed. Governmental fund reporting focuses on the sources, uses, and balances of current financial resources. Expendable assets are assigned to the various governmental funds according to the purposes for which they may or must be used. Current liabilities are assigned to the fund from which they will be paid. The difference between governmental fund assets and liabilities is reported as fund balance. The School District has three major governmental funds:

General Fund - The general fund is used to account for all financial resources, except those required to be accounted for in another fund. The general fund balance is available to the School District for any purpose provided it is expended or transferred according to the general laws of Ohio.

Debt Service Fund: The debt service fund and is used to account for the accumulation of resources for, and the payment of, general long-term debt principal, interest, and related costs.

Classroom Facilities Fund – This fund accounts for monies received and expended in connection with contracts entered into by the School District and the Ohio Department of Education for the building and equipping of classroom facilities.

The other governmental funds of the School District account for grants and other resources whose use is restricted to a particular purpose.

Proprietary Fund

Proprietary fund reporting focuses on the determination of operating income, changes in net position, financial position, and cash flows. The School District reports one type of proprietary fund:

Internal Service Fund - The internal service fund accounts for the financing of services provided by one department or agency to other departments or agencies of the School District on a cost reimbursement basis. The School District's Self Insurance internal service fund accounts for the activities of the program for employee health care benefits.

Fiduciary Funds

Fiduciary fund reporting focuses on net position and changes in net position. The fiduciary fund category is split into four classifications: pension trust funds, investment trust funds, private purpose trust funds, and agency funds. Trust funds are used to account for assets held by the School District under a trust agreement for individuals, private organizations, or other governments and are not available to support the School District's own programs. The School District's private purpose trust funds account for programs that provide college scholarships to students after graduation. Agency funds are custodial in nature (assets equal liabilities) and do not involve measurement of results of operations. The School District's agency funds account for various staff-managed and student-managed activities.

**Fremont City School District
Sandusky County**

*Notes to the Basic Financial Statements
For the Fiscal Year Ended June 30, 2013*

C. Measurement Focus

Government-Wide Financial Statements

The government-wide financial statements are prepared using a flow of economic resources measurement focus. All assets, liabilities, deferred outflows of resources and deferred inflows of resources associated with the operation of the School District are included on the statement of net position. The statement of activities presents increases (e.g. revenues) and decreases (e.g. expenses) in total net position.

Fund Financial Statements

All governmental funds are accounted for using a flow of current financial resources measurement focus. With this measurement focus, only current assets, current liabilities, and deferred inflows of resources are generally included on the balance sheet. The statement of revenues, expenditures, and changes in fund balances reflects the sources (i.e., revenues and other financing sources) and uses (i.e., expenditures and other financing uses) of current financial resources. This approach differs from the manner in which the governmental activities of the government-wide financial statements are prepared. Governmental fund financial statements, therefore, include a reconciliation with brief explanations to better identify the relationship between the government-wide statements and the fund financial statements for governmental funds.

Like the government-wide financial statements, the proprietary fund is accounted for using a flow of economic resources measurement focus. All assets, liabilities, and deferred outflows and inflows of resources associated with the operation of this fund are included on the statement of fund net position. The statement of revenues, expenses, and changes in fund net position presents increases (e.g., revenues) and decreases (e.g., expenses) in total net position. The statement of cash flows reflects how the School District finances and meets the cash flow needs of its proprietary fund.

The private purpose trust funds are accounted for using a flow of economic resources measurement focus.

D. Basis of Accounting

Basis of accounting determines when transactions are recorded in the financial records and reported on the financial statements. Government-wide financial statements are prepared using the accrual basis of accounting. Governmental funds use the modified accrual basis of accounting; the proprietary fund and fiduciary funds use the accrual basis of accounting. Differences in the accrual and modified accrual basis of accounting arise in the recognition of revenue, the recording of deferred inflows of resources, and in the presentation of expenses versus expenditures.

Fremont City School District
Sandusky County

Notes to the Basic Financial Statements
For the Fiscal Year Ended June 30, 2013

Revenues - Exchange and Nonexchange Transactions

Revenue resulting from exchange transactions, in which each party gives and receives essentially equal value, is recorded on the accrual basis when the exchange takes place. On the modified accrual basis, revenue is recorded in the fiscal year in which the resources are measurable and become available. Available means the resources will be collected within the current fiscal year or are expected to be collected soon enough thereafter to be used to pay liabilities of the current fiscal year. For the School District, available means expected to be received within sixty days of fiscal year end.

Nonexchange transactions, in which the School District receives value without directly giving equal value in return, include property taxes, income taxes, grants, entitlements, and donations. On the accrual basis, revenue from property taxes is recognized in the fiscal year for which the taxes are levied. Revenue from income taxes is recognized in the fiscal year in which the income is earned. Revenue from grants, entitlements, and donations is recognized in the fiscal year in which all eligibility requirements have been satisfied. Eligibility requirements include timing requirements, which specify the fiscal year when the resources are required to be used or the fiscal year when use is first permitted; matching requirements, in which the School District must provide local resources to be used for a specified purpose; and expenditure requirements, in which the resources are provided to the School District on a reimbursement basis. On the modified accrual basis, revenue from nonexchange transactions must also be available before it can be recognized.

Under the modified accrual basis, the following revenue sources are considered both measurable and available at fiscal year end: property taxes available as an advance, income taxes, grants, interest, tuition, student fees, charges for services, and rent.

Deferred Outflows/Inflows of Resources

In addition to assets, the statements of net position will sometimes report a separate section for deferred outflows of resources. Deferred outflows of resources, represents a consumption of net position that applies to a future period and will not be recognized as an outflow of resources (expense/expenditure) until then. The School District did not have any deferred outflows of resources at year end.

In addition to liabilities, the statements of net position reports a separate section for deferred inflows of resources. Deferred inflows of resources represent an acquisition of net position that applies to a future period and will not be recognized as an inflow of resources (revenue) until that time. For the School District, deferred inflows of resources include property taxes and unavailable revenues. Property taxes represent amounts for which there is an enforceable legal claim as of June 30, 2013, but which were levied to finance year 2014 operations. These amounts have been recorded as deferred inflows on both the government-wide statement of net position and the governmental fund financial statements. Unavailable revenue is reported on the governmental funds balance sheet, and represents receivables which will not be collected within the available period. For the School District, unavailable revenue includes delinquent property taxes and intergovernmental grants. These amounts are deferred and recognized as inflows of resources in the period the amounts become available.

**Fremont City School District
Sandusky County**

*Notes to the Basic Financial Statements
For the Fiscal Year Ended June 30, 2013*

Expenses/Expenditures

On the accrual basis, expenses are recognized at the time they are incurred.

The measurement focus of governmental fund accounting is on decreases in net financial resources (expenditures) rather than expenses. Expenditures are generally recognized in the accounting period in which the related fund liability is incurred, if measurable. Allocations of cost, such as depreciation and amortization, are not recognized in governmental funds.

E. Budgetary Process

All funds, except agency funds, are legally required to be budgeted and appropriated. The major documents prepared are a report of estimated tax revenues, the certificate of estimated resources, and the appropriations resolution, all of which are prepared on the budgetary basis of accounting. The report of estimated tax revenues identifies the estimated revenues for those funds receiving tax monies as well as various debt and other schedules. The certificate of estimated resources establishes a limit on the amount the Board of Education may appropriate. The appropriation resolution is the Board's authorization to spend resources and sets annual limits on expenditures plus encumbrances at the level of control selected by the Board. The legal level of budgetary control selected by the Board is at the fund level for all funds. Any budgetary modifications at this level may only be made by the Board of Education. Budgetary allocations at the function and object level within all funds are made by the School District Treasurer.

The certificate of estimated resources may be amended during the fiscal year if projected increases or decreases in revenue are identified by the Treasurer. The amounts reported as the original budgeted amounts on the budgetary statements reflect the amounts on the certificate of estimated resources when the original appropriations were adopted. The amounts reported as the final budgeted amounts on the budgetary statements reflect the amounts on the amended certificate of estimated resources in effect at the time final appropriations were passed by the Board.

The appropriation resolution is subject to amendment throughout the fiscal year with the restriction that appropriations cannot exceed estimated resources. The amounts reported as the original budgeted amounts reflect the first appropriation resolution for that fund that covered the entire fiscal year, including amounts automatically carried forward from prior fiscal years. The amounts reported as the final budgeted amounts represent the final appropriation amounts passed by the Board during the fiscal year.

F. Cash and Investments

Cash received by the School District is pooled in various bank accounts with individual fund balance integrity maintained throughout. Individual fund integrity is maintained through the School District's records. Each fund's interest in the pool is presented as "Equity in pooled cash and cash equivalents." Also, the School District maintains segregated accounts for the special trust, and endowment funds, which is presented as "Investments in segregated accounts".

**Fremont City School District
Sandusky County**

*Notes to the Basic Financial Statements
For the Fiscal Year Ended June 30, 2013*

During the fiscal year all investments were limited to certificates of deposit, instruments of government sponsored mortgage-backed securities, treasury notes and commercial paper. In addition, for 2013 the School District had an interest in STAROhio, the State Treasurer's Investment Pool.

Investments of the School District's cash management pool and investments with an original maturity of three months or less at the time they are purchased by the School District are presented on the financial statements as cash equivalents. Investments with an initial maturity of more than three months that were not purchased from the pool are reported as investments.

G. Inventory

Inventory is presented at the lower of cost or market on a first-in, first-out basis and is expended/expensed when used. Inventory consists of donated and purchased food.

H. Restricted Assets

Assets are reported as restricted when limitations on their use change the nature or normal understanding of the availability of the asset. Such constraints are either imposed by creditors, contributors, grantors, laws of other governments, or imposed by enabling legislation. Unclaimed monies that must be held for five years before being spent are also reported as restricted. See Note 16 for the calculation of the year-end restricted asset balance.

I. Capital Assets

All of the School District's capital assets are general capital assets. These assets generally result from expenditures in governmental funds. These assets are reported in the governmental activities column on the government-wide statement of net position but are not reported on the fund financial statements.

All capital assets are capitalized at cost (or estimated historical cost) and updated for additions and reductions during the fiscal year. Donated capital assets are recorded at their fair market value on the date donated. The School District maintains a capitalization threshold of five thousand dollars. The School District does not have any infrastructure. Improvements are capitalized. The costs of normal maintenance and repairs that do not add to the value of the asset or materially extend an asset's life are not capitalized.

All capital assets, except land, are depreciated. Improvements are depreciated over the remaining useful lives of the related capital assets. Depreciation is computed using the straight-line method over the following useful lives:

<u>Description</u>	<u>Useful Lives</u>
Land improvements	5-7 years
Buildings and building improvements	5-75 years
Furniture, fixtures, and equipment	3-25 years
Vehicles	4-15 years

**Fremont City School District
Sandusky County**

*Notes to the Basic Financial Statements
For the Fiscal Year Ended June 30, 2013*

J. Interfund Assets/Liabilities

On the fund financial statements, receivables and payables resulting from short-term interfund loans or interfund services provided and used are classified as "Interfund Receivables/Payables". Interfund balances within governmental activities are eliminated on the statement of net position.

K. Compensated Absences

Vacation benefits are accrued as a liability as the benefits are earned if the employees' rights to receive compensation are attributable to services already rendered and it is probable the School District will compensate the employees for the benefits through paid time off or some other means. The School District records a liability for accumulated unused vacation time when earned for all employees with more than one year of service.

Sick leave benefits are accrued as a liability using the vesting method. The liability includes the employees who are currently eligible to receive termination benefits and those the School District has identified as probable of receiving payment in the future. The amount is based on accumulated sick leave and employees' wage rates at fiscal year end, taking into consideration any limits specified in the School District's termination policy. The School District records a liability for accumulated unused sick leave for all employees after ten years of service with the School District.

The entire compensated absences liability is reported on the government-wide financial statements.

On the governmental fund financial statements, compensated absences are recognized as a liability and expenditure to the extent payments come due each period upon the occurrence of employee resignations and retirements. These amounts are recorded in the account "Matured compensated absences payable" in the fund from which the employees who have accumulated unpaid leave are paid.

L. Accrued Liabilities and Long-Term Obligations

All payables, accrued liabilities, and long-term obligations are reported on the government-wide financial statements. All payables, accrued liabilities, and long-term obligations payable from the proprietary fund are reported on the proprietary fund financial statements.

In general, governmental fund payables and accrued liabilities that, once incurred, are paid in a timely manner and in full from current financial resources are reported as obligations of the funds. However, compensated absences are reported as liabilities on the fund financial statements only to the extent that they are due for payment during the current fiscal year. Notes payable related to tax anticipation are reported on the fund financial statements and the statement of net position. Bonds are recognized as a liability on the fund financial statements when due.

**Fremont City School District
Sandusky County**

*Notes to the Basic Financial Statements
For the Fiscal Year Ended June 30, 2013*

M. Fund Balance

Fund balance is divided into five classifications based primarily on the extent to which the School District is bound to observe constraints imposed upon the use of the resources in the governmental funds. The classifications are as follows:

Nonspendable fund balance category includes amounts that cannot be spent because they are not in spendable form, or legally or contractually required to be maintained intact. The “not in spendable form” criterion includes items that are not expected to be converted to cash. It also includes the long-term amount of loans receivable, as well as property acquired for resale, unless the use of the proceeds from the collection of those receivables or from the sale of those properties is restricted, committed, or assigned.

Restricted fund balance category includes amounts that can be spent only for the specific purpose stipulated by constitution, external resource providers, or through enabling legislation. Fund balance is reported as restricted when constraints placed on the use of resources are either externally imposed by creditors (such as through debt covenants), grantors, contributors, or laws or regulations of other governments or is imposed by law through constitutional provisions.

Committed fund balance classification includes amounts that can be used only for the specific purposes imposed by a formal action (resolution) of the School District Board of Education. Those committed amounts cannot be used for any other purpose unless the School District Board of Education removes or changes the specified use by taking the same type of action (resolution) it employed to previously commit those amounts. Committed fund balance also incorporates contractual obligations to the extent that existing resources in the fund have been specifically committed for use in satisfying those contractual requirements.

Assigned fund balance classifications are intended to be used by the School District for specific purposes but do not meet the criteria to be classified as restricted or committed. In governmental funds other than the general fund, assigned fund balance represents the remaining amount that is not restricted or committed. In the general fund, assigned amounts represent intended uses established by policies of the School District Board of Education.

Unassigned fund balance is the residual classification for the general fund and includes all spendable amounts not contained in the other classifications. In other governmental funds, the unassigned classification is used only to report a deficit balance resulting from overspending for specific purposes for which amounts had been restricted, committed, or assigned.

The School District applies restricted resources first when expenditures are incurred for purposes for which either restricted or unrestricted (committed, assigned, and unassigned) amounts are available. Similarly, within unrestricted fund balance, committed amounts are reduced first followed by assigned, and then unassigned amounts when expenditures are incurred for purposes for which amounts in any of the unrestricted fund balance classifications could be used.

**Fremont City School District
Sandusky County**

*Notes to the Basic Financial Statements
For the Fiscal Year Ended June 30, 2013*

N. Net Position

Net position represents the difference between assets, liabilities and deferred inflows of resources. Net investment in capital assets, consists of capital assets, net of accumulated depreciation, reduced by the outstanding balance of any borrowing used for the acquisition, construction, or improvement of those assets. Net position is reported as restricted when there are limitations imposed on their use either through the enabling legislation adopted by the School District or through external restrictions imposed by creditors, grantors, or laws or regulations of other governments. Net position restricted for other purposes include resources restricted for food service operations, music and athletic programs, and federal and state grants restricted to expenditure for specified purposes.

The School District's policy is to first apply restricted resources when an expense is incurred for purposes for which both restricted and unrestricted net positions are available.

O. Operating Revenues and Expenses

Operating revenues are those revenues that are generated directly from the primary activity of the proprietary fund. For the School District, these revenues are charges for services in the internal service fund. Operating expenses are necessary costs incurred to provide the service that is the primary activity of the proprietary fund. All revenues and expenses not meeting this definition are reported as nonoperating.

P. Interfund Transactions

Exchange transactions between funds are reported as revenues in the seller funds and as expenditures/expenses in the purchaser funds. Flows of cash or goods from one fund to another without a requirement for repayment are reported as interfund transfers. Interfund transfers are reported as other financing sources/uses in governmental funds and after nonoperating revenues/expenses in the proprietary fund. Repayments from funds responsible for particular expenditures/expenses to the funds that initially paid for them are not presented on the financial statements.

Q. Special Items

Special items are transactions or events that are within the control of the Board of Education and that are either unusual in nature or infrequent in occurrence. The School District is reporting a special item from the loss on disposal of the old middle school that was not fully depreciated.

R. Estimates

The preparation of financial statements in conformity with generally accepted accounting principles requires management to make estimates and assumptions that affect the amounts reported in the financial statements and accompanying notes. Actual results may differ from those estimates.

Fremont City School District
Sandusky County

Notes to the Basic Financial Statements
For the Fiscal Year Ended June 30, 2013

NOTE 2 – FUND BALANCES

Fund balance is classified as nonspendable, restricted, committed, assigned and/or unassigned based primarily on the extent to which the School District is bound to observe constraints imposed upon the use of the resources in the government funds. The constraints placed on fund balance for the major governmental funds and all other governmental funds are presented below:

Fund Balances	General	Debt Service	Classroom Facilities	Other Governmental Funds	Total Governmental Funds
<u>Nonspendable</u>					
Notes receivable	\$ -	\$ -	\$ -	\$ 15,925	\$ 15,925
<u>Restricted for</u>					
Food service	-	-	-	1,644,806	1,644,806
Athletics and music	-	-	-	88,647	88,647
Facilities maintenance	-	-	-	1,222,912	1,222,912
Scholarships and awards	-	-	-	131,601	131,601
Instructional programs	-	-	-	264,582	264,582
Special education	-	-	-	22,035	22,035
Parochial schools	-	-	-	13,491	13,491
Fiscal stabilization	-	-	-	62	62
Debt service payments	-	927,218	-	-	927,218
Capital improvements	-	-	3,473,229	765,537	4,238,766
Total restricted	-	927,218	3,473,229	4,153,673	8,554,120
<u>Committed</u>					
Underground storage tanks	11,000	-	-	-	11,000
Local grants	4,955,336	-	-	-	4,955,336
Total committed	4,966,336	-	-	-	4,966,336
<u>Assigned</u>					
Public school support	184,704	-	-	-	184,704
Encumbrances	46,482	-	-	-	46,482
Next fiscal year budget	6,448,256	-	-	-	6,448,256
Total assigned	6,679,442	-	-	-	6,679,442
Unassigned	1,319	-	-	(769)	550
Total fund balances	<u>\$ 11,647,097</u>	<u>\$ 927,218</u>	<u>\$ 3,473,229</u>	<u>\$ 4,168,829</u>	<u>\$ 20,216,373</u>

**Fremont City School District
Sandusky County**

*Notes to the Basic Financial Statements
For the Fiscal Year Ended June 30, 2013*

NOTE 3 - BUDGETARY BASIS OF ACCOUNTING

While the School District is reporting financial position, results of operations, and changes in fund balances on the basis of generally accepted accounting principles (GAAP), the budgetary basis as provided by law is based upon accounting for certain transactions on a basis of cash receipts, disbursements, and encumbrances. The Statement of Revenues, Expenditures, and Change in Fund Balance - Budget (Non-GAAP Basis) and Actual for the General Fund is presented on the budgetary basis to provide a meaningful comparison of actual results with the budget.

The major differences between the budget basis and the GAAP basis are as follows:

1. Revenues and other sources are recorded when received in cash (budget basis) as opposed to when susceptible to accrual (GAAP basis).
2. Expenditures and other uses are recorded when paid in cash (budget basis) as opposed to when the liability is incurred (GAAP basis).
3. Advances in and advances out are operating transactions (budget basis) as opposed to balance sheet transactions (GAAP basis).
4. Encumbrances are treated as expenditures (budget basis) rather than assigned fund balance (GAAP basis).
5. The revenues, expenditures and other financing sources and uses of the general fund include activity that is budgeted within special revenue funds (GAAP basis). However, on the budgetary basis, the activity of the special revenue funds is excluded resulting in perspective differences.

The following table summarizes the adjustments necessary to reconcile the GAAP basis statements to the budgetary basis statements for the general fund.

Net Change in Fund Balance	
	<u>General</u>
GAAP basis	\$ (2,062,883)
Revenue accruals	124,016
Adjustment to fair market value for investments:	
Prior year amount	(17,286)
Current year amount	34,785
Expenditure accruals	685,067
Budgeted as part of special revenue fund:	
Revenues	(279,779)
Expenditures	235,211
Encumbrances (Budget Basis)	
outstanding at year end	<u>(587,975)</u>
Budget basis	<u>\$ (1,868,844)</u>

**Fremont City School District
Sandusky County**

*Notes to the Basic Financial Statements
For the Fiscal Year Ended June 30, 2013*

NOTE 4 - DEPOSITS AND INVESTMENTS

State statutes classify monies held by the School District into three categories.

Active deposits are public deposits necessary to meet current demands on the treasury. Such monies must be maintained either as cash in the School District treasury, in commercial accounts payable or withdrawable on demand, including negotiable order of withdrawal (NOW) accounts, or in money market deposit accounts.

Inactive deposits are public deposits that the Board of Education has identified as not required for use within the current five year period of designation of depositories. Inactive deposits must either be evidenced by certificates of deposit maturing not later than the end of the current period of designation of depositories, or by savings or deposit accounts including, but not limited to, passbook accounts.

Interim deposits are deposits of interim monies. Interim moneys are those monies which are not needed for immediate use but which will be needed before the end of the current period of designation of depositories.

Interim monies to be deposited or invested in the following securities:

1. United States Treasury Notes, Bills, Bonds, or any other obligation or security issued by the United States Treasury or any other obligation guaranteed as to principal and interest by the United States;
2. Bonds, notes, debentures, or any other obligations or securities issued by any federal government agency or instrumentality, including but not limited to, the Federal National Mortgage Association, Federal Home Loan Bank, Federal Farm Credit Bank, Federal Home Loan Mortgage Corporation, Government National Mortgage Association, and Student Loan Marketing Association. All federal agency securities shall be direct issuances of federal government agencies or instrumentalities;
3. Written repurchase agreements in the securities listed above provided that the market value of the securities subject to the repurchase agreement must exceed the principal value of the agreement by at least two percent and be marked to market daily, and that the term of the agreement must not exceed thirty days;
4. Bonds and other obligations of the State of Ohio;
5. No-load money market mutual funds consisting exclusively of obligations described in division (1) or (2) of this section and repurchase agreements secured by such obligations, provided that investments in securities described in this division are made only through eligible institutions;
6. The State Treasury Asset Reserve of Ohio (STAR Ohio);

**Fremont City School District
Sandusky County**

*Notes to the Basic Financial Statements
For the Fiscal Year Ended June 30, 2013*

7. Certain banker's acceptance and commercial paper notes for a period not to exceed one hundred eighty days from the purchase date in an amount not to exceed twenty-five percent of the interim monies available for investment at any one time; and,
8. Under limited circumstances, corporate debt interests rated in either of the two highest classifications by at least two nationally recognized rating agencies.

An investment must mature within five years from the date of purchase unless matched to a specific obligation or debt of the School District, and must be purchased with the expectation that it will be held to maturity. Investments may only be made through specified dealers and institutions. Payment for investments may be made only upon delivery of the securities representing the investments to the Treasurer or, if the securities are not represented by a certificate, upon receipt of confirmation of transfer from the custodian.

All interest is legally required to be placed in the general fund, and other funds as approved by a Board resolution. Interest revenue credited to the general fund during fiscal year 2013 amount to \$23,526, which includes \$5,857 assigned from other School District funds.

A. Deposits with Financial Institutions

At June 30, 2013, the carrying amount of the School District's deposits was \$3,445,397. Of this balance \$102,825 in the special trust special revenue fund and \$281,344 in the endowment private purpose trust fund are "Investments in segregated accounts". The School District's bank balance of \$3,846,495 was not exposed to custodial risk.

Custodial credit risk is the risk that, in the event of a bank failure, the School District's deposits may not be returned. According to state law, public depositories must give security for all public funds on deposit in excess of those funds that are insured by the federal deposit insurance corporation (FDIC) or by any other agency or instrumentality of the federal government. These institutions may either specifically collateralize individual accounts in lieu of amounts insured by the FDIC, or may pledge a pool of government securities valued at least 105% of the total value of public monies on deposit at the institution. The School District's policy is to deposit money with financial institutions that are able to abide by the laws governing insurance and collateral of public funds.

B. Investments

As of June 30, the School District had the following investment and maturity:

**Fremont City School District
Sandusky County**

*Notes to the Basic Financial Statements
For the Fiscal Year Ended June 30, 2013*

Investments included within <u>pooled funds:</u>	Fair <u>Value</u>	Single Issuer <u>Ratio</u>	Portfolio <u>Ratio</u>	Maturity <u>Date</u>	<u>Rating</u>
Federal Home Loan Bank	\$ 1,000,289			09/06/13	AAA ⁽¹⁾
Federal Home Loan Bank	899,512			03/15/15	AAA ⁽¹⁾
Federal Home Loan Bank	<u>504,699</u>			09/04/15	AAA ⁽¹⁾
Total FHLB	<u>2,404,500</u>	27%	13%		
Federal Home Loan Mortgage Corporation	500,356			12/05/14	AAA ⁽¹⁾
Federal Home Loan Mortgage Corporation	<u>502,434</u>			03/28/16	AAA ⁽¹⁾
Total FHLMC	<u>1,002,790</u>	11%	5%		
Federal National Mortgage Association	994,961			01/29/16	AAA ⁽¹⁾
Federal National Mortgage Association	894,956			03/30/16	AAA ⁽¹⁾
Federal National Mortgage Association	990,877			11/21/16	AAA ⁽¹⁾
Federal National Mortgage Association	<u>741,008</u>			02/27/17	AAA ⁽¹⁾
Total FNMA	<u>3,621,802</u>	40%	20%		
Federal Farm Credit Bank	500,211	6%	3%	11/19/13	AAA ⁽¹⁾
Commercial paper	699,909	8%	4%	07/29/13	AAA ⁽¹⁾
Commercial paper	<u>749,767</u>	8%	4%	08/26/13	AAA ⁽¹⁾
Subtotal government sponsored securities and commercial paper	<u>8,978,979</u>	<u>100%</u>			
U.S. Treasury notes	1,001,367	N/A	5%	09/15/13	AAA ⁽¹⁾
Tri-State Certificate of Deposit (CDARS)	200,000	⁽³⁾ N/A	1%	12/05/13	AAA ⁽¹⁾
Tri-State Certificate of Deposit (CDARS)	250,000	⁽³⁾ N/A	1%	07/05/13	AAA ⁽¹⁾
Waterford Certificate of Deposit (CDARS)	500,000	⁽³⁾ N/A	3%	11/21/13	AAA ⁽¹⁾
STAROhio	<u>7,550,988</u>	N/A	<u>41%</u>	57.5 ⁽²⁾	AAA ⁽¹⁾
Total investments	<u>\$ 18,481,334</u>		<u>100%</u>		

⁽¹⁾ Standard and Poor's rating

⁽²⁾ Days (Average)

⁽³⁾ Less than 5% single issuer

N/A - Not applicable

**Fremont City School District
Sandusky County**

*Notes to the Basic Financial Statements
For the Fiscal Year Ended June 30, 2013*

Custodial credit risk for an investment is the risk that in the event of failure of the counterparty, the School District will not be able to recover the value of its investments or collateral securities that are in the possession of an outside party. The investments in Federal Farm Credit Bank (FFCB), Federal National Mortgage Association (FNMA), Federal Home Loan Mortgage Corporation (FHLMC) and Federal Home Loan Bank (FHLB) are held by the counterparty's trust department or agent and not in the School District's name. The School District's policy is to invest money with financial institutions that are able to abide by the laws governing insurance and collateral of public funds.

Interest rate risk is the possibility that changes in interest rates will adversely affect the fair value of an investment. The School District's investment policy does not address limits on investment maturities as a means of managing its exposure to fair value losses arising from increasing interest rates.

Credit risk is the possibility that an issuer or other counterparty to an investment will not fulfill its obligation. The School District's investment policy requires certain credit ratings for some investments as allowed by state law.

Concentration of credit risk is the possibility of loss attributed to the magnitude of the School District's investment in a single issuer. More than 5 percent of the School District's investments are in FNMA, FHLMC, FHLB, and commercial paper. These investments are presented in the table above. The CDARS are from various banks and fully insured. The School District's policy places no limit on the amount that may be invested in any one issuer.

STAROhio is an investment pool managed by the State Treasurer's Office which allows governments within the State to pool their funds for investment purposes. STAROhio is not registered with the Securities Exchange Commission as an investment company, but does operate in a manner consistent with Rule 2a7 of the Investment Company Act of 1940. Investments in STAROhio are valued at STAROhio's share price which is the price the investment could be sold for on June 30, 2013.

NOTE 5 - RECEIVABLES

Receivables at June 30, 2013 consisted of accounts (rent, billings for user charged services, and student fees), intergovernmental, income taxes, accrued interest, amounts due from external parties, and property taxes. All receivables are considered collectible in full due to the ability to foreclose for the nonpayment of taxes, the stable condition of State programs, and the current year guarantee of federal funds.

A summary of the principal items of receivables follows:

**Fremont City School District
Sandusky County**

*Notes to the Basic Financial Statements
For the Fiscal Year Ended June 30, 2013*

	<u>Amount</u>
Governmental Activities	
General Fund	
Property taxes	\$ 11,664,117
Income tax	2,643,380
Intergovernmental	7,745
Debt Service Fund	
Property taxes receivable	1,144,245
Classroom Facilities Fund	
Intergovernmental	9,303
Other Governmental Funds	
Property taxes	721,430
Intergovernmental:	
Race to the top	4,465
Title I -C	163,309
IDEA, Part B	19,403
Title III	2,578
Title I	130,381
Improving teacher quality	55,564
Miscellaneous Federal grants	77,498
Total other governmental funds	<u>\$ 1,174,628</u>
Total governmental activities	<u>\$ 16,643,418</u>

NOTE 6 - INCOME TAXES

The School District levies a voted tax of 1.25 percent for general operations on the income of residents and of estates. The tax was effective on January 1, 2009 and will continue for five years. Employers of residents are required to withhold income tax on compensation and remit the tax to the State. Taxpayers are required to file an annual return. The State makes quarterly distributions to the School District after withholding amounts for administrative fees and estimated refunds. Income tax revenue is credited to the general fund.

NOTE 7 - PAYMENT IN LIEU OF TAXES

According to State law, the School District has entered into agreements with a number of property owners under which the School District has granted property tax abatements to those property owners. The property owners have agreed to make payments to the School District which reflect all or a portion of the property taxes which the property owners would have paid if their taxes had not been abated. The property owners' contractual promises to make these payments in lieu of taxes generally continue until the agreement expires. These payments are reported in the general fund.

**Fremont City School District
Sandusky County**

*Notes to the Basic Financial Statements
For the Fiscal Year Ended June 30, 2013*

NOTE 8 - PROPERTY TAXES

Property taxes are levied and assessed on a calendar year basis. Second half distributions occur in a new fiscal year. Property taxes include amounts levied against all real, public utility and tangible personal (used in public utility) property located within the School District. Real property taxes are levied after April 1 on the assessed value listed as of the prior January 1, the lien date. Public utility property taxes attached as a lien on December 31 of the prior year, were levied April 1 and are collected with real property taxes. Assessed values for real property taxes are established by State law at 35% of appraised market value. All property is required to be revalued every six years.

Public utility property taxes are assessed at 35% of true value and public utility tangible personal property currently is assessed at varying percentages of true value. Real property taxes are payable annually or semi-annually. If paid annually, payment is due December 31; if paid semi-annually, the first payment is due December 31 with the remainder payable by June 20. Under certain circumstances, State statute permits alternative payment dates to be established.

House Bill No. 66 was signed into law on June 30, 2005. House Bill No. 66 phased out the tax on tangible personal property of general businesses, telephone and telecommunications companies and railroads. The tax on general business and railroad property was eliminated in calendar year 2009, and the tax on telephone and telecommunications property was eliminated in calendar year 2011. The tax was phased out by reducing the assessment rate on the property over several years. The bill provided reimbursements to the School District equivalent to the revenue lost due to the phasing out of the tax. In calendar years 2006-2010, the School District was fully reimbursed for the lost revenue. House Bill No. 153 was signed into law on June 30, 2011. This bill dramatically reduced these reimbursements to the School District. Under the current state law, the School District will continue to be reimbursed at this reduced level.

The School District receives property taxes from Sandusky County. The County Auditor periodically advances to the School District its portion of the taxes collected. Second-half real property tax payments collected by the County by June 30, 2013, are available to finance fiscal year 2013 operations. The amount available to be advanced can vary based on the date the tax bills are sent.

Accrued property taxes receivable represents real property, public utility property, and tangible personal property taxes which were measurable as of June 30, 2013, and for which there was an enforceable legal claim. Although total property tax collections for the next fiscal year are measurable, only the amount of real property taxes available as an advance at June 30 was levied to finance current fiscal year operations and is reflected as revenue at fiscal year end. The portion of the receivable not levied to finance current fiscal year operations is offset by a credit to deferred inflows of resources – property taxes.

The amount available as an advance at June 30, 2013, was \$1,492,975 in the general fund and was \$147,557 in the debt service fund and \$92,739 in the permanent improvement capital projects fund.

**Fremont City School District
Sandusky County**

*Notes to the Basic Financial Statements
For the Fiscal Year Ended June 30, 2013*

Collectible delinquent property taxes have been recorded as a receivable and revenue on an accrual basis. On the modified accrual basis, the revenue is a deferred inflow of resources. The assessed values upon which the fiscal year 2013 taxes were collected are:

	2013 First Half Collections		2012 Second Half Collections	
	Amount	Percent	Amount	Percent
Agricultural/residential and other real estate	\$ 522,225,450	94.43%	\$ 553,914,980	95.52%
Public utility	<u>30,825,460</u>	<u>5.57%</u>	<u>25,977,600</u>	<u>4.48%</u>
Total assessed value	<u>\$ 553,050,910</u>	<u>100.00%</u>	<u>\$ 579,892,580</u>	<u>100.00%</u>

NOTE 9 - CAPITAL ASSETS

Capital asset activity for the fiscal year ended June 30, 2013, was as follows:

	Balance <u>7/1/2012</u>	<u>Additions</u>	<u>Deletions</u>	Balance <u>6/30/2013</u>
Governmental Activities				
Nondepreciable capital assets				
Land	\$ 409,270	\$ -	\$ -	\$ 409,270
Construction in progress	<u>24,338,698</u>	<u>694,800</u>	<u>(24,910,657)</u>	<u>122,841</u>
Total nondepreciable capital assets	<u>24,747,968</u>	<u>694,800</u>	<u>(24,910,657)</u>	<u>532,111</u>
Depreciable capital assets				
Land and improvements	478,995	162,576	-	641,571
Buildings and building improvements	20,543,378	24,869,167	(8,955,300)	36,457,245
Furniture, fixtures, and equipment	1,753,333	150,952	(238,665)	1,665,620
Vehicles	<u>2,741,187</u>	<u>10,400</u>	<u>(55,296)</u>	<u>2,696,291</u>
Total depreciable capital assets	<u>25,516,893</u>	<u>25,193,095</u>	<u>(9,249,261)</u>	<u>41,460,727</u>
Less accumulated depreciation:				
Land and improvements	(304,180)	(42,367)	-	(346,547)
Buildings and building improvements	(9,332,647)	(616,326)	3,363,205	(6,585,768)
Furniture, fixtures, and equipment	(937,820)	(96,465)	206,592	(827,693)
Vehicles	<u>(2,025,968)</u>	<u>(160,071)</u>	<u>55,296</u>	<u>(2,130,743)</u>
Total accumulated depreciation	<u>(12,600,615)</u>	<u>(915,229)</u>	<u>3,625,093</u>	<u>(9,890,751)</u>
Depreciable capital assets, net				
Governmental activities	<u>12,916,278</u>	<u>24,277,866</u>	<u>(5,624,168)</u>	<u>31,569,976</u>
Capital assets, net	<u>\$ 37,664,246</u>	<u>\$ 24,972,666</u>	<u>\$ (30,534,825)</u>	<u>\$ 32,102,087</u>

**Fremont City School District
Sandusky County**

*Notes to the Basic Financial Statements
For the Fiscal Year Ended June 30, 2013*

Depreciation expense was charged to governmental functions as follows:

Instruction:	
Regular	\$ 350,971
Special	36,990
Support services:	
Pupils	4,104
Instructional staff	17,251
Administration	8,531
Operation and maintenance of plant	234,959
Pupil transportation	155,221
Operation of non-instructional services	35,694
Extracurricular activities	71,508
Total depreciation expense	<u>\$ 915,229</u>

NOTE 10 - RISK MANAGEMENT

The School District is exposed to various risks of loss related to torts; theft of, damage to, and destruction of assets; errors and omissions; injuries to employees; and natural disasters. These risks are covered by commercial insurance purchased from independent third parties.

Settled claims have not exceeded this commercial coverage in any of the past three years, and there has been no significant reduction in insurance coverage from the prior fiscal year.

The School District pays the State Workers' Compensation System a premium based on a rate per \$100 of salaries. This rate is calculated based on accident history and administrative costs.

The School District offers medical, prescription drug, and dental insurance to all employees through a partially self-insured program. All funds of the School District participated in the program and made payments to the Self Insurance internal service fund based on actuarial estimates of the amounts needed to pay prior and current year claims. The School District purchased stop loss insurance for claims in excess of \$135,000 per individual annually and \$1,000,000 per individual, per lifetime. Settled claims have not exceeded this coverage for the past three years. Claims payable is based on the requirements of Governmental Accounting Standards Board Statement No. 30, "Risk Financing Omnibus", which requires that a liability for unpaid claims costs, including estimates of costs relating to incurred but not reported claims, be reported if information prior to issuance of the financial statements indicates that it is probable that a liability has been incurred at the date of the financial statements and the amount can be reasonably estimated. The estimate was not affected by incremental claim adjustment expenses and does not include other allocated or unallocated claim adjustment expenses. Claims payable at June 30, 2013 were estimated by the third party administrator at \$590,841.

**Fremont City School District
Sandusky County**

*Notes to the Basic Financial Statements
For the Fiscal Year Ended June 30, 2013*

The changes in the claims liability for the past two fiscal years are as follow:

<u>Fiscal Year</u>	<u>Beginnning Balance</u>	<u>Current Year Claims</u>	<u>Claims Payments</u>	<u>Ending Balance</u>
2012	\$ 562,664	\$ 4,239,684	\$ 4,412,017	\$ 390,331
2013	\$ 390,331	\$ 4,086,041	\$ 3,885,531	\$ 590,841

NOTE 11 - DEFINED BENEFIT PENSION PLANS

A. School Employee Retirement System

Plan Description - The School District contributes to the School Employees Retirement System (SERS), a cost-sharing multiple employer pension plan. SERS provides retirement and disability benefits, annual cost-of-living adjustments, and death benefits to plan members and beneficiaries. Authority to establish and amend benefits is provided by Chapter 3309 of the Ohio Revised Code. SERS issues a publicly available, stand-alone financial report that includes financial statements and required supplementary information. That report may be obtained on SERS' website at www.ohsers.org under Employers/Audit Resources.

Funding Policy - Plan members are required to contribute 10 percent of their annual covered salary and the School District is required to contribute at an actuarially determined rate. The current School District rate is 14 percent of annual covered payroll. A portion of the School District's contribution is used to fund pension obligations with the remainder being used to fund health care benefits; for fiscal year 2013, 13.10 percent of annual covered salary was the portion used to fund pension obligations. The contribution requirements of plan members and employers are established and may be amended by the SERS' Retirement Board up to a statutory maximum amount of 10 percent for plan members and 14 percent for employers. Chapter 3309 of the Ohio Revised Code provides statutory authority for member and employer contributions. The School District's required contributions for pension obligations to SERS for the fiscal years ended June 30, 2013, 2012 and 2011 were \$523,964, \$533,962 and \$522,090 respectively; 66.7 percent has been contributed for fiscal year 2013 and 100 percent for fiscal years 2012 and 2011.

B. State Teachers Retirement System

Plan Description - The School District participates in the State Teachers Retirement System of Ohio (STRS Ohio), a cost-sharing, multiple employer public employee retirement plan. STRS Ohio provides retirement and disability benefits to members and death and survivor benefits to beneficiaries. STRS Ohio issues a stand-alone financial report that may be obtained by writing to STRS Ohio, 275 E. Broad St., Columbus, OH 43215-3771, by calling (888) 227-7877, or by visiting the STRS Ohio Web site at www.strsoh.org.

**Fremont City School District
Sandusky County**

*Notes to the Basic Financial Statements
For the Fiscal Year Ended June 30, 2013*

New members have a choice of three retirement plans, a Defined Benefit (DB) Plan, a Defined Contribution (DC) Plan and a Combined Plan. The DB plan offers an annual retirement allowance based on final average salary times a percentage that varies based on years of service, or an allowance based on a member's lifetime contributions and earned interest matched by STRS Ohio funds divided by an actuarially determined annuity factor. The DC Plan allows members to place all their member contributions and employer contributions equal to 10.5 percent of earned compensation into an investment account. Investment decisions are made by the member. A member is eligible to receive a retirement benefit at age 50 and termination of employment. The member may elect to receive a lifetime monthly annuity or a lump sum withdrawal. The Combined Plan offers features of both the DC Plan and the DB Plan. In the Combined Plan, member contributions are invested by the member, and employer contributions are used to fund the defined benefit payment at a reduced level from the regular DB Plan. The DB portion of the Combined Plan payment is payable to a member on or after age 60; the DC portion of the account may be taken as a lump sum or converted to a lifetime monthly annuity at age 50. Benefits are established by Chapter 3307 of the Ohio Revised Code.

A DB or Combined Plan member with five or more years credited service who becomes disabled may qualify for a disability benefit. Eligible spouses and dependents of these active members who die before retirement may qualify for survivor benefits. Members in the DC Plan who become disabled are entitled only to their account balance. If a member of the DC Plan dies before retirement benefits begin, the member's designated beneficiary is entitled to receive the member's account balance.

Funding Policy - For the fiscal year ended June 30, 2012 (latest information available), plan members were required to contribute 10 percent of their annual covered salaries. The School District was required to contribute 14 percent; 13 percent was the portion used to fund pension obligations. For fiscal year 2011, the portion used to fund pension obligations was also 13 percent. Contribution rates are established by the State Teachers Retirement Board, upon recommendations of its consulting actuary, not to exceed statutory maximum rates of 10 percent for members and 14 percent for employers. Chapter 3307 of the Ohio Revised Code provides statutory authority for member and employer contributions.

The School District's required contributions for pension obligations to STRS Ohio for the fiscal years ended June 30, 2013, 2012, and 2011 were \$2,314,156, \$2,323,308 and \$2,336,301 respectively; 83.3 percent has been contributed for fiscal year 2013 and 100 percent for fiscal years 2012 and 2011. Contributions to the DC and Combined Plans for fiscal year 2013 were \$82,765 made by the School District and \$59,118 made by the plan members.

C. Social Security System

Effective July 1, 1991, all employees not otherwise covered by the School Employees Retirement System or the State Teachers Retirement System of Ohio have an option to choose Social Security or the School Retirement System. As of June 30, 2013, several members of the Board of Education have elected Social Security. The contribution rate is 6.2 percent of wages.

**Fremont City School District
Sandusky County**

*Notes to the Basic Financial Statements
For the Fiscal Year Ended June 30, 2013*

NOTE 12 - POSTEMPLOYMENT BENEFITS

A. School Employee Retirement System

Plan Description – The School District participates in two cost-sharing multiple employer defined benefit OPEB plans administered by the School Employees Retirement System for non-certificated retirees and their beneficiaries, a Health Care Plan and a Medicare Part B Plan. The Health Care Plan includes hospitalization and physicians' fees through several types of plans including HMO's, PPO's and traditional indemnity plans as well as a prescription drug program. The Medicare Part B Plan reimburses Medicare Part B premiums paid by eligible retirees and beneficiaries up to a statutory limit. Benefit provisions and the obligations to contribute are established by the System based on authority granted by State statute. The financial reports of both Plans are included in the SERS Comprehensive Annual Financial Report which is available on SERS' website at www.ohsers.org under Employers/Audit Resources.

Funding Policy – State statute permits SERS to fund the health care benefits through employer contributions. Each year, after the allocation for statutorily required benefits, the Retirement Board allocates the remainder of the employer contribution of 14 percent of covered payroll to the Health Care Fund. The Health Care Fund was established and is administered in accordance with Internal Revenue Code Section 105 (e). For 2013, 0.16 percent of covered payroll was allocated to health care. In addition, employers pay a surcharge for employees earning less than an actuarially determined amount; for 2013, this amount was \$20,525.

Active employee members do not contribute to the Health Care Plan. Retirees and their beneficiaries are required to pay a health care premium that varies depending on the plan selected, the number of qualified years of service, Medicare eligibility and retirement status.

The School District's contributions for health care for the fiscal years ended June 30, 2013, 2012, and 2011 were \$89,927, \$92,790 and \$132,996 respectively; 96.6 percent has been contributed for fiscal year 2013 and 100 percent for fiscal years 2012 and 2011.

The Retirement Board, acting with advice of the actuary, allocates a portion of the employer contribution to the Medicare B Fund. For 2013, this actuarially required allocation was 0.74 percent of covered payroll. The School District's contributions for Medicare Part B for the fiscal years ended June 30, 2013, 2012, and 2011 were \$29,598, \$31,533 and \$33,598 respectively; 66.7 percent has been contributed for fiscal year 2013 and 100 percent for fiscal years 2012 and 2011.

B. State Teachers Retirement System

Plan Description – The School District contributes to the cost sharing multiple employer defined benefit Health Plan administered by the State Teachers Retirement System of Ohio (STRS Ohio) for eligible retirees who participated in the defined benefit or combined pension plans offered by STRS Ohio. Benefits include hospitalization, physicians' fees, prescription drugs and reimbursement of monthly Medicare Part B premiums. The Plan is included in the report of STRS Ohio which may be obtained by visiting www.strsoh.org or by calling (888) 227-7877.

**Fremont City School District
Sandusky County**

*Notes to the Basic Financial Statements
For the Fiscal Year Ended June 30, 2013*

Funding Policy – Ohio law authorizes STRS Ohio to offer the Plan and gives the Retirement Board authority over how much, if any, of the health care costs will be absorbed by STRS Ohio. Active employee members do not contribute to the Plan. All benefit recipients pay a monthly premium. Under Ohio law, funding for post-employment health care may be deducted from employer contributions. For 2012 (latest information available), STRS Ohio allocated employer contributions equal to 1 percent of covered payroll to the Health Care Stabilization Fund. The School District's contributions for health care for the fiscal years ended June 30, 2013, 2012, and 2011 were \$178,012, \$178,716 and \$179,715 respectively; 83.3 percent has been contributed for fiscal year 2013 and 100 percent for fiscal years 2012 and 2011.

NOTE 13 - OTHER EMPLOYEE BENEFITS

A. Compensated Absences

The criteria for determining vacation and sick leave benefits are derived from negotiated agreements and State laws. Classified employees earn five to twenty days of vacation per year, depending upon length of service. Accumulated unused vacation time is paid to classified employees and administrators upon termination of employment. Teachers do not earn vacation time.

Teachers, administrators, and classified employees earn sick leave at a rate of one and one-fourth days per month. Sick leave may be accumulated up to a maximum of two hundred twenty-five days for administrators, supervisors, and classified supervisors; two hundred twenty days for teachers and school calendar employees; and two hundred fifty days for full-time classified employees. Upon retirement, payment is made for one half of accrued, but unused sick leave credit to a maximum of fifty-one days for teachers and thirty-five days for classified employees. Payment for administrators, supervisors, and classified supervisors is made for one fourth up to forty-seven days. In addition, classified employees receive one-half of accrued, but unused sick leave credit in excess of seventy days, up to a maximum of twelve days.

B. Health Care Benefits

The School District provides medical, prescription drug, and dental insurance benefits to all employees through a partially self-insured program.

C. Special Termination Benefits

The School District offers a special termination benefit to employees in the first year they are eligible to retire from their respective retirement system. The benefit is available to certified employees who have five or more years of consecutive service and retire from STRS and to classified employees who have seventeen or more years of consecutive service and retire from SERS. The bonus, of twenty days calculated at the employee's daily rate at the time of retirement, will be paid after January 1 and before March 31 of the year following retirement for certified employees and within sixty days of retirement acceptance for classified employees. The bonus carries a provision that classified employees must also have accrued in excess of one hundred fifty days of unused sick leave at the time of retirement.

**Fremont City School District
Sandusky County**

*Notes to the Basic Financial Statements
For the Fiscal Year Ended June 30, 2013*

NOTE 14 - LONG-TERM OBLIGATIONS

Changes in the School District's long-term obligations during fiscal year 2013 were as follows:

	Balance at <u>6/30/2012</u>	<u>Additions</u>	<u>Reductions</u>	Balance at <u>6/30/2013</u>	Amount Due within <u>One Year</u>
Governmental Activities					
<u>General obligation bonds</u>					
2010 School facilities construction and improvement bonds					
Serial and term bonds	\$ 8,720,000	\$ -	\$ (230,000)	\$ 8,490,000	\$ 235,000
Capital appreciation bonds	239,877	-	-	239,877	-
Premium	99,400	-	(6,685)	92,715	-
Accretion on bonds	42,465	36,730	-	79,195	-
2009 School facilities construction and improvement bonds					
Serial and term bonds	8,245,000	-	(240,000)	8,005,000	250,000
Capital appreciation bonds	209,991	-	-	209,991	-
Premium	230,613	-	(15,232)	215,381	-
Accretion on bonds	153,989	74,222	-	228,211	-
Total general obligation bonds	<u>17,941,335</u>	<u>110,952</u>	<u>(491,917)</u>	<u>17,560,370</u>	<u>485,000</u>
Compensated absences	4,308,487	622,572	(843,774)	4,087,285	592,543
Capital leases	3,568	-	(3,568)	-	-
Total Long-term obligations	<u>\$ 22,253,390</u>	<u>\$ 733,524</u>	<u>\$ (1,339,259)</u>	<u>\$ 21,647,655</u>	<u>\$ 1,077,543</u>

In fiscal year 2010, the School District issued \$9,499,877 in general obligation bonds with a maturity date of July 15, 2037. The bonds are a combination of serial, term and capital appreciation bonds. The interest rates vary between 3% and 4.5% for serial bonds, 5% for term bonds and 18.80% for capital appreciation bonds. The bonds will be used to finance construction and improvements of school buildings and facilities. The principal payments began in fiscal year 2010.

On January 28, 2009 the School District issued \$9,134,991 in general obligation bonds with a maturity date of July 15, 2037. The bonds are a combination of serial, term and capital appreciation bonds. The interest rates vary between 3% and 3.125% for serial bonds, 3.875%-4.75% for term bonds and 19.446% for capital appreciation bonds. The bonds will be used to finance construction and improvements of school buildings and facilities. The principal payments began in fiscal year 2010.

Compensated absences will be paid from the general fund and the Food Service, and Title I special revenue funds.

The School District's overall debt margin was \$32,829,714 with an unvoted debt margin of \$535,051 at June 30, 2013.

**Fremont City School District
Sandusky County**

*Notes to the Basic Financial Statements
For the Fiscal Year Ended June 30, 2013*

Principal and interest requirements to retire the general obligation bonds outstanding at June 30, 2013, were as follows:

<u>Fiscal Year</u>	<u>Principal</u>	<u>Interest</u>	<u>Total</u>
2014	\$ 485,000	\$ 738,266	\$ 1,223,266
2015	324,308	894,408	1,218,716
2016	318,655	897,861	1,216,516
2017	123,093	1,089,673	1,212,766
2018	428,812	793,955	1,222,767
2019-2023	2,870,000	3,260,189	6,130,189
2024-2028	3,540,000	2,613,105	6,153,105
2029-2033	4,440,000	1,738,737	6,178,737
2034-2037	4,415,000	551,500	4,966,500
	<u>\$ 16,944,868</u>	<u>\$ 12,577,694</u>	<u>\$ 29,522,562</u>

NOTE 15 – CAPITALIZED LEASES – LESSEE DISCLOSURE

In a prior fiscal year, the School District entered into a lease agreement for a copier. The terms of each agreement provide options to purchase the equipment. Each lease meets the criteria of a capital lease as defined by generally accepted accounting standards, which defines a capital lease generally as one which transfers benefits and risks of ownership to the lessee. Capital lease payments have been reclassified and are reflected as debt service expenditures in the fund financial statements of governmental funds. These expenditures are reflected as program/function expenditures on a budgetary basis.

Capital assets acquired by lease have been capitalized as equipment in the amount of \$16,401. The final principal payments were made in the current fiscal year totaling \$3,568.

NOTE 16 - SET ASIDES

The School District is required by the state law to annually set aside in the general fund an amount based on a statutory formula for the acquisition and construction of capital improvements. Amounts not spent by fiscal year end or offset by similarly restricted resources received during the fiscal year must be held in cash at fiscal year end and carried forward to be used for the same purposes in future fiscal years.

Although the School District had qualifying disbursements and current year offsets during the fiscal year that reduced the set-aside amount to below zero for the capital maintenance reserve, this amount may not be used to reduce the set aside requirement for future years. This negative balance is, therefore, not presented as being carried forward to future years.

**Fremont City School District
Sandusky County**

*Notes to the Basic Financial Statements
For the Fiscal Year Ended June 30, 2013*

The following information describes the change in the year-end set-aside amounts for capital maintenance.

	Capital <u>Improvements</u>
Balance June 30, 2012	\$ -
Current year set-aside requirement	721,317
Qualifying expenditures	-
Current year offsets	<u>(904,455)</u>
Balance June 30, 2013	<u>\$ (183,138)</u>
Balance carried forward to 2014	<u>\$ -</u>

NOTE 17 - DONOR RESTRICTED ENDOWMENTS

The School District's private purpose trust funds consist of donor restricted endowments and realized and unrealized appreciation on investments. Endowments, in the amount of \$188,249, represent the principal portion. The amount of net appreciation in donor restricted investments that is available for expenditures by the School District is \$117,324 and is reflected as held in trust for scholarships. State law permits the School District to appropriate, for purposes consistent with the endowment's intent, net appreciation, realized and unrealized, unless the endowment terms specify otherwise. The endowment indicates that the interest should be used to provide scholarships each year.

NOTE 18 - JOINTLY GOVERNED ORGANIZATIONS

A. Northern Ohio Educational Computer Association

The Northern Ohio Educational Computer Association (NOECA) is a jointly governed organization among forty-one school districts. The organization was formed for the purpose of applying modern technology with the aid of computers and other electronic equipment to administrative and instructional functions among member school districts. NOECA is governed by a Board of Directors chosen from the general membership of the NOECA Assembly. The NOECA Assembly consists of a representative from each participating school district. The degree of control exercised by any participating school district is limited to its representation on the Board of Directors. During fiscal year 2013, the School District paid \$147,385 to NOECA for various services. Financial information can be obtained from Betty Schwiefert, who serves as Controller, 2900 South Columbus Avenue, Sandusky, Ohio 44870.

**Fremont City School District
Sandusky County**

*Notes to the Basic Financial Statements
For the Fiscal Year Ended June 30, 2013*

B. Vanguard-Sentinel Career Center

The Vanguard-Sentinel Career Center (Career Center) is a distinct political subdivision of the State of Ohio which provides vocational education to students. The Career Center is operated under the direction of a Board consisting of two representatives from the School District and one representative from the other thirteen participating school districts' elected boards. The Career Center possesses its own budgeting and taxing authority. The degree of control exercised by any participating school district is limited to its representation on the Board. Financial information can be obtained from the Vanguard-Sentinel Career Center, Jay Valasek, who serves as Treasurer, 1306 Cedar Street, Fremont, Ohio 43420.

C. Ohio Schools Council

The Ohio Schools Council (Council) is a jointly governed organization among 198 school districts, educational service centers, joint vocational school districts, and developmental disabilities boards in thirty-five northern Ohio counties. The jointly governed organization was formed to purchase quality products and services at the lowest possible cost to its members. Each member supports the Council by paying an annual participation fee. The Council's Board consists of nine superintendents of the participating districts whose term rotates every year. The degree of control exercised by any school district is limited to its representation on the Board. During fiscal year 2013 the School District paid the Council \$92,717 for natural gas purchases, and \$1,019 for membership fees. Financial information can be obtained by contacting William Zelei, the Executive Director of the Ohio Schools Council at 6133 Rockside Road, Suite 10, Independence, Ohio 44131.

NOTE 19 – CONTRACTUAL COMMITMENTS

As of June 30, 2013, the School District has contractual commitments for the Middle School project in the amount of \$245,907.

NOTE 20 - CONTINGENCIES

The School District received financial assistance from federal and State agencies in the form of grants. The expenditure of funds received under these programs generally requires compliance with terms and conditions specified in the grant agreements and is subject to audit by the grantor agencies. Any disallowed claims resulting from such audits could become a liability of the general fund or other applicable funds. However, the effect of any such disallowed claims on the overall financial position of the School District, if applicable, cannot be determined at this time nor does management believe any such disallowed claims will have a material adverse effect on the overall financial position of the School District at June 30, 2013.

**Fremont City School District
Sandusky County**

*Notes to the Basic Financial Statements
For the Fiscal Year Ended June 30, 2013*

NOTE 21 - INTERFUND TRANSFERS

Interfund transfers for the year ended June 30, 2013 consisted of the following:

Transfers from general fund to:		
Nonmajor governmental funds	\$	3,240

Transfers from classroom facilities fund to:		
General fund	\$	613

Transfers are used to (1) move revenues from the fund that statute or budget requires to collect them to the fund that statute or budget requires to expend them, (2) move receipts restricted to debt service from the fund collecting the receipts to the debt service fund as debt service payments become due, and (3) use unrestricted revenues collected in the general fund to finance various programs accounted for in other funds in accordance with budgetary authorizations.

NOTE 22 - ACCOUNTABILITY

As of June 30, 2013, Title III fund had a deficit fund balance of \$769. The deficit was caused by the application of GAAP; namely in the reporting of various liabilities attributable to the fiscal year. The deficit balance will be eliminated by anticipated future intergovernmental revenues or other subsidies not recognized and recorded at June 30.

NOTE 23 – IMPLEMENTATION OF NEW ACCOUNTING STANDARDS

For fiscal year 2013, the School District has implemented Governmental Accounting Standards Board Statement (GASBS) No. 63, “Financial Reporting of Deferred Outflows of Resources, Deferred Inflows of Resources, and Net Position”.

GASBS No. 63 established standards for the reporting of net position which was previously referred to as net assets. The School District’s implementation had no effect on the amount of beginning net position.

For fiscal year 2013, the School District has also implemented Governmental Accounting Standards Board Statement (GASBS) No. 65, “Items Previously Reported as Assets and Liabilities”.

Fremont City School District
Sandusky County

Notes to the Basic Financial Statements
For the Fiscal Year Ended June 30, 2013

GASBS No. 65 established standards that reclassify, as deferred outflows of resources and deferred inflows of resources, certain items that were previously reported as assets and liabilities. In prior periods the School District had reported assets related to the unamortized debt issuance costs in the governmental activity entity wide financial statements. GASBS No. 65 has reclassified debt issuance costs as an expense in the period incurred rather than amortizing the costs over the life of the debt. The School District's implementation of GASBS No. 65 had the following effect on the amount of beginning net position.

	Governmental
	<u>Activities</u>
Net position, June 30, 2012	\$ 39,489,617
Prior period adjustments:	
Unamortized debt issuance costs	<u>(194,822)</u>
Restated net position, July 1, 2012	<u>\$ 39,294,795</u>

**FREMONT CITY SCHOOL DISTRICT
SANDUSKY COUNTY**

**FEDERAL AWARDS RECEIPTS AND EXPENDITURES SCHEDULE
FOR THE YEAR ENDED JUNE 30, 2013**

Federal Grantor/Pass Through Grantor Number/Program Title	CFDA Number	Federal Receipts	Federal Disbursements
<u>U.S. Department of Agriculture</u>			
Nutrition Cluster:			
Pass through Ohio Department of Education:			
School Breakfast Program	10.553	\$ 235,231	\$ 235,231
National School Lunch Program	10.555	1,023,065	1,023,065
Special Milk Program for Children	10.556	1,390	1,390
Summer Food Service Program for Children	10.559	14,158	14,158
Non-Cash Assistance:			
National School Lunch Program - Food Commodities - Note 2	10.555	50,057	50,057
Total Nutrition Cluster		1,323,901	1,323,901
Federal Reimbursement - Supper Program	10.558	4,032	4,032
Farm to School	10.575	-	456
National School Breakfast	10.560	19,982	19,982
Fruit and Vegetable	10.582	53,128	42,493
Total U.S. Department of Agriculture		1,401,043	1,390,864
<u>U.S. Department of Education</u>			
Pass through Ohio Department of Education:			
ESEA Title I, Part C, Migrant Education—State Grant Program			
Title I Migrant Worker - FY 12	84.011	199,606	202,355
Title I Migrant Worker - FY 13	84.011	72,601	68,488
Total Title I - Migrant Education		272,207	270,843
Education Jobs - FY 12	84.410	72,514	83,927
Race to the Top			
Race to the Top - FY 12	84.395	1,050	4,210
Race to the Top - FY 13	84.395	144,606	147,175
Total Race to the Top		145,656	151,385
ESEA Title I, Part A, Title I Grants to Local Education Agencies			
Title I - N/D FY 12	84.010	7,294	7,412
Title I - N/D FY 13	84.010	22,942	21,853
Title I - Schoolwide FY 12	84.010	218,018	194,043
Title I - Schoolwide FY 13	84.010	914,606	925,897
Title I - School Improvement	84.010	42,214	37,493
Total Title I - Grants to Local Education Agencies		1,205,074	1,186,698
Title VI - B, Special Education - Assistance to States for Education of Handicapped Children			
Title VI - B - FY 12	84.027	79,582	44,685
Title VI - B - FY 13	84.027	944,929	920,630
Total Title VI - B		1,024,511	965,315
Title II-D Technology	84.318	-	31
Title III			
Title III LEP - FY 12	84.365	5,934	6,498
Title III LEP - FY 13	84.365	46,633	45,370
Total Title III		52,567	51,868
Title II-A			
Improvement Teacher Quality - FY12	84.367	29,856	32,000
Improvement Teacher Quality - FY13	84.367	230,905	235,948
Regional LPDC - FY12	84.367	654	654
Regional LPDC - FY13	84.367	1,633	28
Total Title II-A		263,048	268,630
21st Century			
21st Century Innovation	84.287	176,552	181,663
21st Century Learning Lifetime	84.287	127,297	118,882
Total 21st Century		303,849	300,545
Total U.S. Department of Education		3,339,426	3,279,242
<u>U.S. Department of Health & Human Services</u>			
Pass through Ohio Department of Administrative Services			
Healthy Leadership	93.938	5,000	2,479
Total U.S. Department of Health & Human Services		5,000	2,479
TOTAL FEDERAL AWARDS RECEIPTS AND EXPENDITURES		\$ 4,745,469	\$ 4,672,585

See accompanying Notes to the Federal Awards Receipts and Expenditures Schedule

**FREMONT CITY SCHOOL DISTRICT
SANDUSKY COUNTY**

**NOTES TO THE FEDERAL AWARDS RECEIPTS AND EXPENDITURES SCHEDULE
FISCAL YEAR ENDED JUNE 30, 2013**

NOTE A - SIGNIFICANT ACCOUNTING POLICIES

The accompanying Federal Awards Receipts and Expenditures Schedule (the Schedule) reports the Fremont City School District (the District's) federal award programs' receipts and disbursements. The schedule has been prepared on the cash basis of accounting.

NOTE B - CHILD NUTRITION CLUSTER

The District commingles cash receipts from the U.S. Department of Agriculture with similar State grants. When reporting expenditures on this Schedule, the District assumes it expends federal monies first.

NOTE C – FOOD DONATION PROGRAM

The District reports commodities consumed on the Schedule at the entitlement values. The District allocated donated food commodities to the respective programs that benefitted from the use of those donated food commodities.

**INDEPENDENT AUDITORS' REPORT ON INTERNAL CONTROL OVER FINANCIAL
REPORTING AND ON COMPLIANCE AND OTHER MATTERS REQUIRED BY
GOVERNMENT AUDITING STANDARDS**

Fremont City School District
Sandusky County
500 West State Street, Suite A
Fremont, Ohio 43420

To the Board of Education:

We have audited, in accordance with auditing standards generally accepted in the United States and the Comptroller General of the United States' *Government Auditing Standards*, the financial statements of the governmental activities, each major fund, and the aggregate remaining fund information of Fremont City School District, Sandusky County, Ohio (the District), as of and for the year ended June 30, 2013, and the related notes to the financial statements, which collectively comprise the District's basic financial statements and have issued our report thereon dated December 30, 2013. We noted the District implemented Governmental Accounting Standards Board (GASB) Statement No. 63, *Financial Reporting of Deferred Outflows of Resources, Deferred Inflows of Resources, and Net Position*, and GASB Statement No. 65, *Items Previously Reported as Assets and Liabilities*.

Internal Control Over Financial Reporting

As part of our financial statement audit, we considered the District's internal control over financial reporting (internal control) to determine the audit procedures appropriate in the circumstances to the extent necessary to support our opinions on the financial statements, but not to the extent necessary to opine on the effectiveness of the District's internal control. Accordingly, we have not opined on it.

A *deficiency in internal control* exists when the design or operation of a control does not allow management or employees, when performing their assigned functions, to prevent, or detect and timely correct misstatements. A *material weakness* is a deficiency, or a combination of internal control deficiencies resulting in a reasonable possibility that internal control will not prevent or detect and timely correct a material misstatement of the District's financial statements. A *significant deficiency* is a deficiency, or a combination of deficiencies, in internal control that is less severe than a material weakness, yet important enough to merit attention by those charged with governance.


Our consideration of internal control was for the limited purpose described in the first paragraph of this section and was not designed to identify all deficiencies in internal control that might be material weaknesses or significant deficiencies. Given these limitations, we did not identify any deficiencies in internal control that we consider material weaknesses. However, unidentified material weaknesses may exist.

Compliance and Other Matters

As part of reasonably assuring whether the District's financial statements are free of material misstatement, we tested its compliance with certain provisions of laws, regulations, contracts, and grant agreements, noncompliance with which could directly and materially affect the determination of financial statement amounts. However, opining on compliance with those provisions was not an objective of our audit and accordingly, we do not express an opinion. The results of our tests disclosed no instances of noncompliance or other matters we must report under *Government Auditing Standards*.

Purpose of this Report

This report only describes the scope of our internal control and compliance testing and our testing results, and does not opine on the effectiveness of the District's internal control or on compliance. This report is an integral part of an audit performed under *Government Auditing Standards* in considering the District's internal control and compliance. Accordingly, this communication is not suitable for any other purpose.

A handwritten signature in black ink that reads "Charles E. Harris".

Charles E. Harris and Associates, Inc.
December 30, 2013

**INDEPENDENT AUDITORS' REPORT ON COMPLIANCE WITH REQUIREMENTS
APPLICABLE TO EACH MAJOR FEDERAL PROGRAM AND ON INTERNAL CONTROL OVER
COMPLIANCE REQUIRED BY OMB CIRCULAR A-133**

Fremont City School District
Sandusky County
500 West State Street, Suite A
Fremont, Ohio 43420

To the Board of Education:

Report on Compliance for Each Major Federal Program

We have audited the Fremont City School District, Sandusky County, Ohio's (the District) compliance with the applicable requirements described in the U.S. Office of Management and Budget (OMB) *Circular A-133, Compliance Supplement* that could directly and materially affect the District's major federal programs for the year ended June 30, 2013. The *Summary of Auditor's Results* in the accompanying schedule of findings identifies the District's major federal programs.

Management's Responsibility

The District's management is responsible for complying with the requirements of laws, regulations, contracts, and grants applicable to its federal programs.

Auditor's Responsibility

Our responsibility is to opine on the District's compliance for the District's major federal programs based on our audit of the applicable compliance requirements referred to above. Our compliance audit followed auditing standards generally accepted in the United States of America; the standards for financial audits included in the Comptroller General of the United States' *Government Auditing Standards*; and OMB Circular A-133, *Audits of States, Local Governments, and Non-Profit Organizations*. These standards and OMB Circular A-133 require us to plan and perform the audit to reasonably assure whether noncompliance with the applicable compliance requirements referred to above that could directly and materially affect a major federal program occurred. An audit includes examining, on a test basis, evidence about the District's compliance with those requirements and performing such other procedures as we considered necessary in the circumstances.

We believe our audit provides a reasonable basis for our compliance opinion on the District's major programs. However, our audit does not provide a legal determination of the District's compliance.

Opinion on the Major Federal Program

In our opinion, Fremont City School District, Sandusky County, Ohio, complied in all material respects with the compliance requirements referred to above that could directly and materially affect its major federal programs for the year ended June 30, 2013.


Report on Internal Control over Compliance

The District's management is responsible for establishing and maintaining effective internal control over compliance with the applicable compliance requirements referred to above. In planning and performing our compliance audit, we considered the District's internal control over compliance with the applicable requirements that could directly and materially affect a major federal program, to determine our auditing procedures appropriate for opining on each major federal program's compliance and to test and report on internal control over compliance in accordance with OMB Circular A-133, but not to the extent needed to opine on the effectiveness of internal control over compliance. Accordingly, we have not opined on the effectiveness of the District's internal control over compliance.

A deficiency in internal control over compliance exists when the design or operation of a control over compliance does not allow management or employees, when performing their assigned functions, to prevent, or to timely detect and correct, noncompliance with a federal program's applicable compliance requirement. *A material weakness in internal control over compliance* is a deficiency, or combination of deficiencies, in internal control over compliance, such that there is a reasonable possibility that material noncompliance with a federal program compliance requirement will not be prevented, or timely detected and corrected. *A significant deficiency in internal control over compliance* is a deficiency, or a combination of deficiencies, in internal control over compliance with federal program's applicable compliance requirement that is less severe than a material weakness in internal control over compliance, yet important enough to merit attention by those charged with governance.

Our consideration of internal control over compliance was for the limited purpose described in the first paragraph of this section and would not necessarily identify all deficiencies in internal control over compliance that might be material weaknesses or significant deficiencies. We did not identify any deficiencies in internal control over compliance that we consider to be material weaknesses. However, material weaknesses may exist that have not been identified.

This report only describes the scope of our internal control compliance tests and the results of this testing based on OMB Circular A-133 requirements. Accordingly, this report is not suitable for any other purpose.



CHARLES E. HARRIS & ASSOCIATES, INC.
December 30, 2013

**FREMONT CITY SCHOOL DISTRICT
SANDUSKY COUNTY**

**SCHEDULE OF FINDINGS
OMB CIRCULAR A-133 §.505
JUNE 30, 2013**

1. SUMMARY OF AUDITOR'S RESULTS

(d)(1)(i)	<i>Type of Financial Statement Opinion</i>	Unmodified
(d)(1)(ii)	<i>Were there any material control weaknesses reported at the financial statement level (GAGAS)?</i>	No
(d)(1)(ii)	<i>Were there any significant deficiencies reported at the financial statement level (GAGAS)?</i>	No
(d)(1)(iii)	<i>Was there any reported material non-compliance at the financial statement level (GAGAS)?</i>	No
(d)(1)(iv)	<i>Were there any material internal control weaknesses reported for major federal programs?</i>	No
(d)(1)(iv)	<i>Were there any significant deficiencies reported for major federal programs?</i>	No
(d)(1)(v)	<i>Type of Major Program's Compliance Opinion</i>	Unmodified
(d)(1)(vi)	<i>Are there any reportable findings under Section .510</i>	No
(d)(1)(vii)	<i>Major Programs:</i>	Title I Grants to Local Educational Agencies CFDA # 84.010 Child Nutrition Cluster: CFDA # 10.553 National School Breakfast Program CFDA # 10.555 National School Lunch Program and Donated Commodities CFDA # 10.556 Special Milk Program CFDA # 10.559 Summer Food Program
(d)(1)(viii)	<i>Dollar Threshold: Type A\B Programs</i>	Type A: > \$300,000 Type B: all others
(d)(1)(ix)	<i>Low Risk Auditee?</i>	No

**2. FINDINGS RELATED TO THE FINANCIAL STATEMENTS
REQUIRED TO BE REPORTED IN ACCORDANCE WITH GAGAS**

None

3. FINDINGS FOR FEDERAL AWARDS

None

**FREMONT CITY SCHOOL DISTRICT
SANDUSKY COUNTY, OHIO**

**SCHEDULE OF PRIOR AUDIT FINDINGS
JUNE 30, 2013**

Finding Number	Finding Summary	Fully Corrected?	Not Corrected. Partially Corrected; Significantly Different Corrective Action Taken; or Finding No Longer Valid; <i>Explain</i>
2012-FCSD-01	OMB Circular A-133 §.320 Certification of Data Collection Form	Yes	Client certified the 2012 form. Client will certify 2013 form once new form is released by clearinghouse and completed by auditors.

Rockefeller Building
614 W Superior Ave Ste 1242
Cleveland OH 44113-1306
Office phone - (216) 575-1630
Fax - (216) 436-2411

Charles E. Harris & Associates, Inc.

Certified Public Accountants

Independent Accountants' Report on Applying Agreed-Upon Procedure

Fremont City School District
Sandusky County
500 West State Street, Suite A
Fremont, Ohio 43420

To the Board of Education:


Ohio Rev. Code Section 117.53 states "the auditor of state shall identify whether the school district or community school has adopted an anti-harassment policy in accordance with Section 3313.666 of the Revised Code. This determination shall be recorded in the audit report. The auditor of state shall not prescribe the content or operation of any anti-harassment policy adopted by a school district or community school."

Accordingly, we have performed the procedure enumerated below, which was agreed to by the Board, solely to assist the Board in evaluating whether the Fremont City School District (the District) has updated its anti-harassment policy in accordance with Ohio Rev. Code Section 3313.666. Management is responsible for complying with this requirement. This agreed-upon procedure engagement was conducted in accordance with attestation standards established by the American Institute of Certified Public Accountants. The sufficiency of this procedure is solely the responsibility of the Board. Consequently, we make no representation regarding the sufficiency of the procedure described below either for the purpose for which this report has been requested or for any other purpose.

- We noted the Board amended its anti-harassment policy at its meeting on July 16, 2012 to include prohibiting harassment, intimidation, or bullying of any student "on a school bus" or by an "electronic act".

We were not engaged to and did not conduct an examination, the objective of which would be the expression of an opinion on compliance with the anti-harassment policy. Accordingly, we do not express such an opinion. Had we performed additional procedures, other matters might have come to our attention that would have been reported to you.

This report is intended solely for the information and use of the Board and is not intended to be and should not be used by anyone other than these specified parties.



Charles E. Harris & Associates, Inc.

December 30, 2013