

FREMONT
City
Schools



JULY FY26

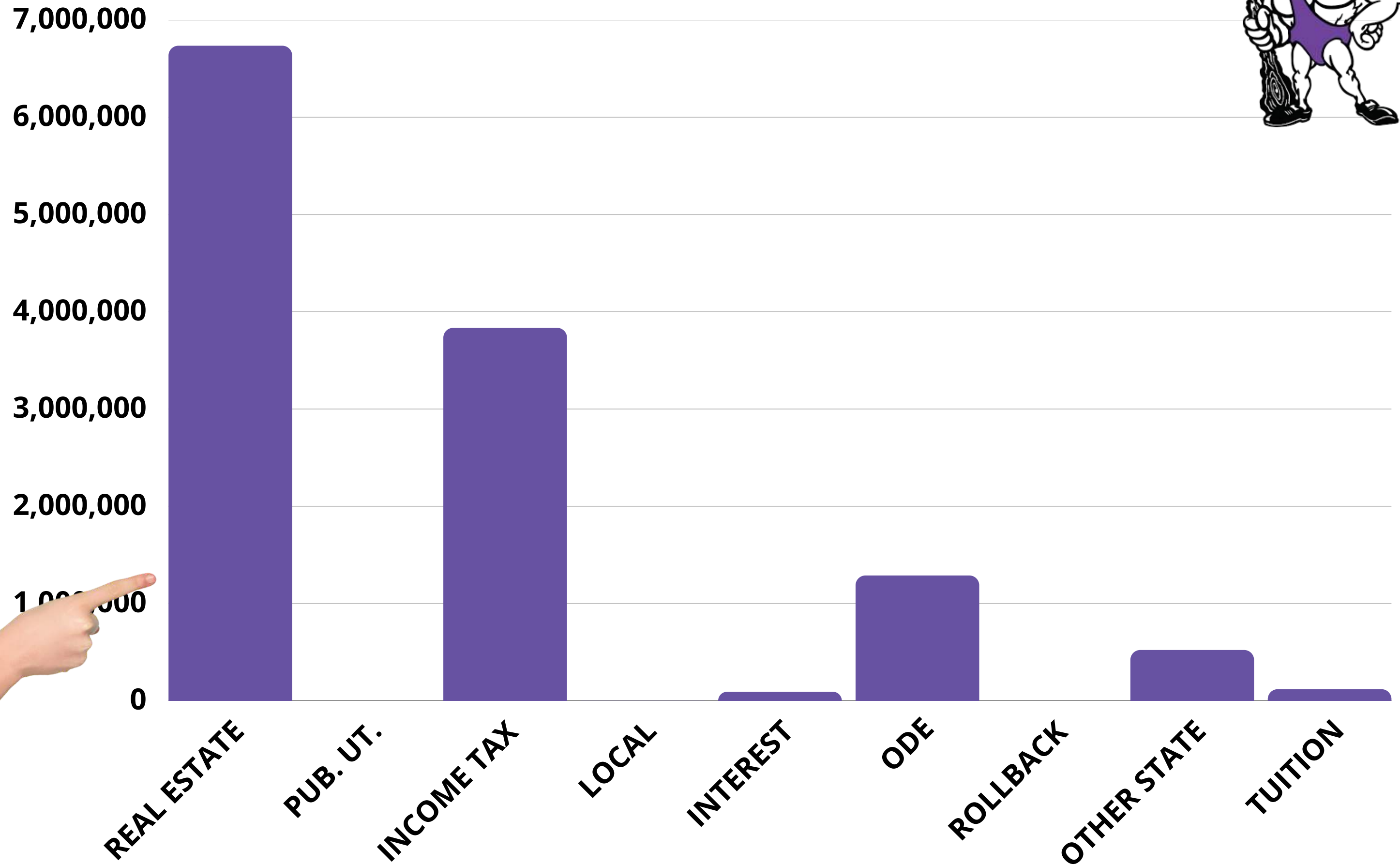

MEGAN PARKHURST, TREASURER

MONTHLY

FINANCIAL

REPORT

REVENUE SNAPSHOT



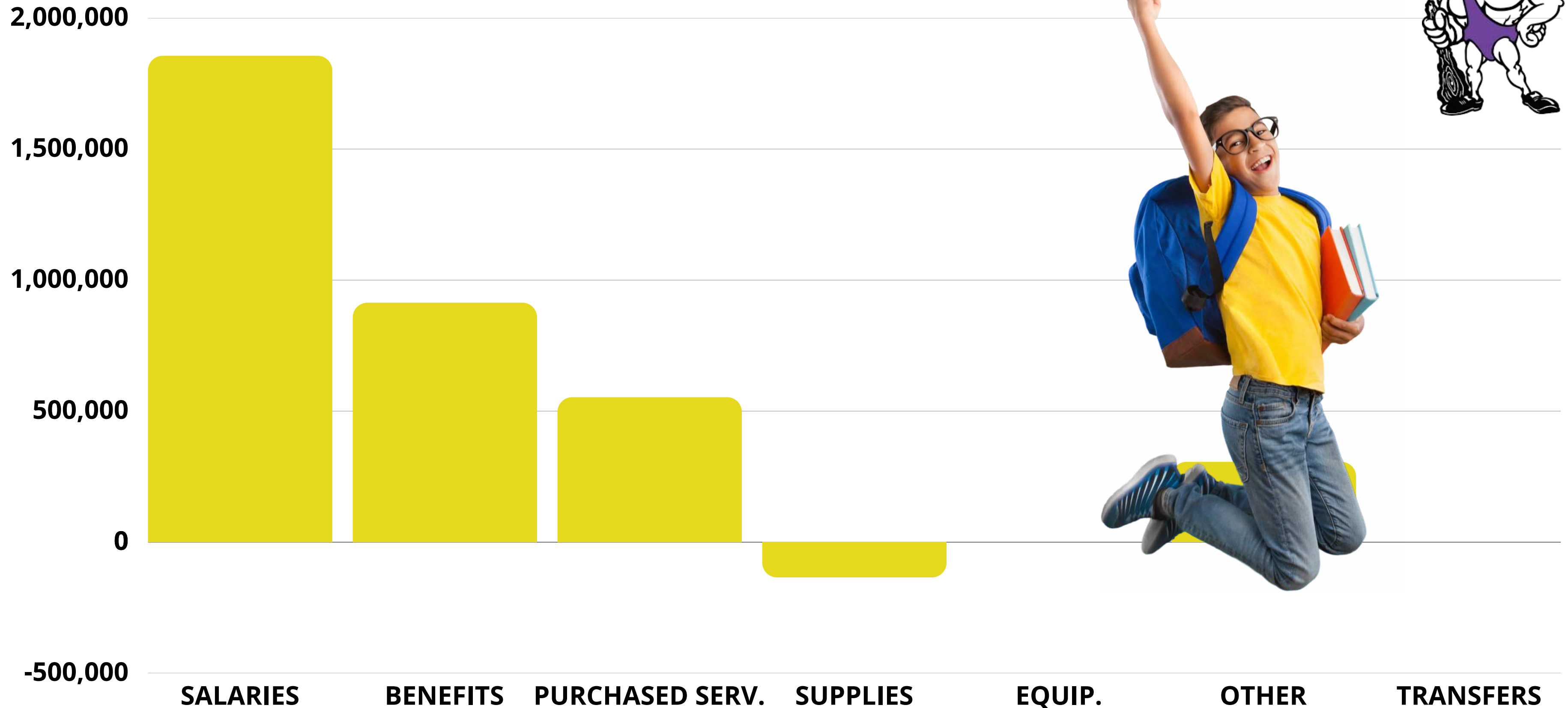

- We will not have a good idea on revenues until we hit the end of August.
 - Our advances came in a little earlier this year versus last year at this time.
- As rates are falling locally, so is our interest revenue as we begin the new year.
- State funding is holding steady, we will not see the increase from the state budget numbers come in until the end of November.



REVENUES

OVERALL UP 38.91%

EXPENSE SNAPSHOT



EXPENSES

- **We have a long way to go for the fiscal year however, salaries are down \$15,000 through 1 month.**
- **Supplies - A year ago we had some textbook and maintance supplies that we did not have this year.**



OVERALL EXPENSE UP 12.55%



OVERALL



CURRENT CASH (General Fund)

\$18,369,269

True Days Cash

119 days

General Fund Report

FREMONT CITY SCHOOL DISTRICT

FYTD Through 7-31-2025

REVENUES	BUDGET FY25-26	BUDGET 1 Months in	CURRENT 25-26	PRIOR YR FY24-25	For the Year Increase/(Decrease)	Percent Change
Real Estate Taxes	\$12,758,902	\$1,063,242	\$6,735,408	\$3,594,500	\$3,140,908	87.38%
Tangible Personal Property Taxes	\$3,981,296	\$331,775	\$0	\$0	\$0	0%
Income Tax	\$11,134,751	\$927,896	\$3,834,652	\$3,762,534	\$72,118	1.92%
Other Receipts - Local	\$52,216	\$4,351	\$0	\$8,186	(\$8,186)	-100.00%
Tuition & Open Enrollment	\$328,941	\$27,412	\$550	\$4,128	(\$3,578)	-86.68%
Other Receipts - Local	\$109,819	\$9,152	\$2,102	\$16,588	(\$14,485)	-87.33%
Interest Income	\$1,587,359	\$132,280	\$92,956	\$110,933	(\$17,977)	-16.21%
State Funding	\$15,894,633	\$1,324,553	\$1,288,421	\$1,291,322	(\$2,901)	-0.22%
Rollback & Homestead	\$1,602,208	\$133,517	\$0	\$0	\$0	0%
Other Receipts - State	\$3,622,310	\$301,859	\$522,168	\$196,640	\$325,528	165.55%
TOTAL REVENUE	\$51,072,433	\$4,256,036	\$12,481,200	\$8,984,830	\$3,496,370	38.91%
EXPENSES						
Salaries & Wages	\$26,207,342	\$2,183,945	\$1,855,919	\$1,870,265	(\$14,346)	-0.77%
Fringe Benefits	\$10,702,013	\$891,834	\$913,761	\$760,060	\$153,701	20.22%
Purchased Services	\$8,150,599	\$679,217	\$553,194	\$344,244	\$208,950	60.70%
Supplies	\$1,399,196	\$116,600	(\$134,497)	\$68,671	(\$203,168)	-295.86%
Equipment & Capital Purchases	\$362,500	\$30,208	\$0	(\$211)	\$211	100.00%
Other Objects	\$912,417	\$76,035	\$306,470	\$62,259	\$244,212	392.25%
Transfers Out	\$1,500,000	\$125,000	\$0	\$0	\$0	0%
TOTAL EXPENSES	\$49,234,067	\$4,102,839	\$3,494,847	\$3,105,287	\$389,560	12.55%

CASH FLOW			
FYTD through 7-31-2025			
	25-26	24-25	DIFFERENCE
Total General Fund Receipts	\$12,481,200	\$8,984,830	\$3,496,370
Total General Fund Expenditures	\$3,494,847	\$3,105,287	\$389,560
NET CASH FLOW	\$8,986,354	\$5,879,543	\$3,106,811

Date: 08/11/2025
Time: 15:06

FREMONT CITY SCHOOL DISTRICT
Cash Reconciliation as of 07/31/2025

Page: 1

Gross Depository Balances:

Croghan - Operating Fund Old and New	\$4,715,984.53
StarOhio - District Funds (27017)	\$5,676,414.66
StarOhio - State Building Funds (73142)	\$1,819,919.89
Croghan - E-Bay Auction Fund	\$993.89
Croghan - Flex Benefit Account	\$9,179.99
Fifth Third Investments (069-181798)	\$14,616,091.32
Old Fort Bank Savings (6246)	\$31,852.38
Old Fort Bank Bond CDs (3)	\$226,825.34
Reserve both old and new	\$15,233,652.77

Total Depository Balances (Gross)		\$42,330,914.77
-----------------------------------	--	-----------------

Adjustments to Bank Balance:

Cash in Transit to Bank	\$0.00
Outstanding Checks	(\$127,075.92)
Adjustments:	
DragonFly	\$25,291.96
Debit Adj	\$979,813.23

Total Adjustments to Bank Balance		\$878,029.27
-----------------------------------	--	--------------

Investments:

Treasury Bonds and Notes	\$0.00
Certificate of Deposits	\$0.00
Other Securities	\$0.00
Other Investments:	
Scholarship Funds	\$376,142.43

Total Investments		\$376,142.43
-------------------	--	--------------

Cash on Hand:

Petty Cash:	
FMS	\$0.00
Ross & FMS Athletics	\$0.00
Ross	\$0.00
Croghan Library	\$0.00
Change Cash:	
Cash with Fiscal Agent	\$0.00

Total Cash on Hand		\$0.00
--------------------	--	--------

Total Balances		\$43,585,086.47
----------------	--	-----------------

Total Fund Balance		\$43,585,086.47
--------------------	--	-----------------

Depository Clearance Accounts:

Croghan - Payroll Account (1010352)	\$984,303.73
-------------------------------------	--------------

Date: 08/11/2025

Time: 15:06

FREMONT CITY SCHOOL DISTRICT

Cash Reconciliation as of 07/31/2025

Page: 2

Total Clearance Account Balances

\$984,303.73


Treasurer

FREMONT CITY SCHOOL DISTRICT
Cash Summary Report

Full Account Code	Description	Initial Cash	MTD Received	FYTD Received	MTD Expended	FYTD Expended	Fund Balance	Encumbrance	Unencumbered Balance
001-0000	GENERAL FUND	\$ 8,816,198.11	\$ 12,480,481.35	\$ 12,480,481.35	\$ 3,431,471.26	\$ 3,431,471.26	\$ 17,865,208.20	\$ 4,249,506.12	\$ 13,615,702.08
001-9000	GENERAL	0.00	0.00	0.00	0.00	0.00	0.00	0.00	0.00
001-9001	GENERAL	0.00	0.00	0.00	0.00	0.00	0.00	0.00	0.00
001-9002	GENERAL	0.00	0.00	0.00	0.00	0.00	0.00	0.00	0.00
001-9003	GENERAL	0.00	0.00	0.00	0.00	0.00	0.00	0.00	0.00
001-9004	GENERAL	0.00	0.00	0.00	0.00	0.00	0.00	0.00	0.00
001-9005	GENERAL	0.00	0.00	0.00	0.00	0.00	0.00	0.00	0.00
001-9006	GENERAL	0.00	0.00	0.00	0.00	0.00	0.00	0.00	0.00
001-9007	GENERAL	0.00	0.00	0.00	0.00	0.00	0.00	0.00	0.00
001-9008	GENERAL	0.00	0.00	0.00	0.00	0.00	0.00	0.00	0.00
001-9009	GENERAL	0.00	0.00	0.00	0.00	0.00	0.00	0.00	0.00
001-9010	GENERAL	0.00	0.00	0.00	0.00	0.00	0.00	0.00	0.00
001-9011	GENERAL	0.00	0.00	0.00	0.00	0.00	0.00	0.00	0.00
001-9012	GENERAL	0.00	0.00	0.00	0.00	0.00	0.00	0.00	0.00
001-9013	GENERAL	0.00	0.00	0.00	0.00	0.00	0.00	0.00	0.00
001-9014	GENERAL	0.00	0.00	0.00	0.00	0.00	0.00	0.00	0.00
001-9015	GENERAL	0.00	0.00	0.00	0.00	0.00	0.00	0.00	0.00
001-9016	GENERAL	0.00	0.00	0.00	0.00	0.00	0.00	0.00	0.00
001-9017	GENERAL	0.00	0.00	0.00	0.00	0.00	0.00	0.00	0.00
001-9018	GENERAL	0.00	0.00	0.00	0.00	0.00	0.00	0.00	0.00
001-9019	GENERAL	0.00	0.00	0.00	0.00	0.00	0.00	0.00	0.00
001-9020	GENERAL	0.00	0.00	0.00	0.00	0.00	0.00	0.00	0.00
001-9021	GENERAL	0.00	0.00	0.00	0.00	0.00	0.00	0.00	0.00
001-9022	GENERAL	0.00	0.00	0.00	0.00	0.00	0.00	0.00	0.00
001-9023	GENERAL	26,549.01	0.00	0.00	0.00	0.00	26,549.01	0.00	26,549.01
001-9024	GENERAL	0.00	0.00	0.00	0.00	0.00	0.00	0.00	0.00
001-9025	GENERAL	0.00	0.00	0.00	0.00	0.00	0.00	0.00	0.00
001-9026	GENERAL	0.00	0.00	0.00	0.00	0.00	0.00	0.00	0.00
001-9027	GENERAL	0.00	0.00	0.00	0.00	0.00	0.00	0.00	0.00
001-9028	GENERAL	0.00	0.00	0.00	0.00	0.00	0.00	0.00	0.00
001-9050	GENERAL	0.00	0.00	0.00	0.00	0.00	0.00	0.00	0.00
001-9100	GENERAL	0.00	0.00	0.00	0.00	0.00	0.00	0.00	0.00
001-9101	ROSS ID TAGS	4,860.05	0.00	0.00	0.00	0.00	4,860.05	0.00	4,860.05
001-9102	SAFETY GLASSES - ROSS	1,061.50	0.00	0.00	0.00	0.00	1,061.50	0.00	1,061.50
001-9103	ART - ROSS	0.00	52.00	52.00	976.08	976.08	(924.08)	8,062.19	(8,986.27)
001-9104	HEALTH & WELLNESS - ROSS	(86.10)	170.00	170.00	0.00	0.00	83.90	5,000.00	(4,916.10)
001-9105	ENGINEERING TECHNOLOGY - ROSS	0.00	0.00	0.00	0.00	0.00	0.00	0.00	0.00
001-9106	ROSS OFFICIATING IN ATHLETICS	1,455.00	0.00	0.00	0.00	0.00	1,455.00	0.00	1,455.00
001-9107	GENERAL	0.00	0.00	0.00	0.00	0.00	0.00	0.00	0.00

FREMONT CITY SCHOOL DISTRICT
Cash Summary Report

Full Account Code	Description	Initial Cash	MTD Received	FYTD Received	MTD Expended	FYTD Expended	Fund Balance	Encumbrance	Unencumbered Balance
001-9108	COMPUTER TECHNOLOGY - ROSS	\$ 7.50	\$ 0.00	\$ 0.00	\$ 0.00	\$ 0.00	\$ 7.50	\$ 0.00	\$ 7.50
001-9109	PHOTOGRAPHY - ROSS	0.00	90.00	90.00	4,432.41	4,432.41	(4,342.41)	527.03	(4,869.44)
001-9110	SCIENCE - ROSS	0.00	180.00	180.00	8,159.79	8,159.79	(7,979.79)	8,119.02	(16,098.81)
001-9111	BUSINESS TECHNOLOGY - ROSS	992.00	0.00	0.00	0.00	0.00	992.00	0.00	992.00
001-9112	ROSS PEP CLUB	0.00	0.00	0.00	0.00	0.00	0.00	0.00	0.00
001-9113	MATH - ROSS	20.00	0.00	0.00	0.00	0.00	20.00	0.00	20.00
001-9114	GENERAL	0.00	0.00	0.00	0.00	0.00	0.00	0.00	0.00
001-9115	ROSS PARKING	8,662.77	0.00	0.00	0.00	0.00	8,662.77	0.00	8,662.77
001-9116	FIRST AID & SAFETY - ROSS	140.00	0.00	0.00	0.00	0.00	140.00	0.00	140.00
001-9117	BIOLOGY AP/ROSS	25.00	0.00	0.00	0.00	0.00	25.00	0.00	25.00
001-9118	GENERAL	0.00	0.00	0.00	0.00	0.00	0.00	0.00	0.00
001-9119	PHYSICS AP/ROSS	0.00	0.00	0.00	0.00	0.00	0.00	0.00	0.00
001-9120	GENERAL	0.00	0.00	0.00	0.00	0.00	0.00	0.00	0.00
001-9121	GENERAL	0.00	0.00	0.00	0.00	0.00	0.00	0.00	0.00
001-9122	GENERAL	0.00	0.00	0.00	0.00	0.00	0.00	0.00	0.00
001-9123	GENERAL	0.00	0.00	0.00	0.00	0.00	0.00	0.00	0.00
001-9125	FOREIGN LANGUAGES - ROSS	61.50	0.00	0.00	0.00	0.00	61.50	0.00	61.50
001-9126	AGRICULTURE - ROSS HIGH	0.00	0.00	0.00	0.00	0.00	0.00	2,500.00	(2,500.00)
001-9127	GENERAL	0.00	0.00	0.00	0.00	0.00	0.00	0.00	0.00
001-9128	GENERAL	0.00	0.00	0.00	0.00	0.00	0.00	0.00	0.00
001-9150	GENERAL	0.00	0.00	0.00	0.00	0.00	0.00	0.00	0.00
001-9200	GENERAL	0.00	0.00	0.00	0.00	0.00	0.00	0.00	0.00
001-9201	MIDDLE SCHOOL ID TAGS/PLANNERS	237.00	0.00	0.00	0.00	0.00	237.00	0.00	237.00
001-9203	ART - MIDDLE SCHOOL	13.00	26.00	26.00	0.00	0.00	39.00	0.00	39.00
001-9204	GENERAL	0.00	0.00	0.00	0.00	0.00	0.00	0.00	0.00
001-9205	MATERIALS & TECH - MIDDLE SCHOOL	0.00	20.00	20.00	0.00	0.00	20.00	0.00	20.00
001-9206	FMS-CULTURAL CONNECTION-FOREIGN LANGUAGE	22.00	0.00	0.00	0.00	0.00	22.00	0.00	22.00
001-9210	SCIENCE - MIDDLE SCHOOL	407.25	0.00	0.00	0.00	0.00	407.25	0.00	407.25
001-9211	CHOIR - MIDDLE SCHOOL	0.00	0.00	0.00	0.00	0.00	0.00	0.00	0.00
001-9212	BAND - MIDDLE SCHOOL	(23,539.85)	50.00	50.00	877.16	877.16	(24,367.01)	928.33	(25,295.34)
001-9213	ENGINEERING TECH - MIDDLE SCHOOL	22,898.61	20.00	20.00	0.00	0.00	22,918.61	0.00	22,918.61
001-9214	COMPUTER & KEYBOARDING - MIDDLE SCHOOL	55.00	0.00	0.00	0.00	0.00	55.00	0.00	55.00
001-9215	GENERAL	0.00	0.00	0.00	0.00	0.00	0.00	0.00	0.00
001-9216	ORCHESTRA - MIDDLE SCHOOL	0.00	0.00	0.00	0.00	0.00	0.00	0.00	0.00
001-9217	LANGUAGE ARTS FEES - FMS	56.00	0.00	0.00	0.00	0.00	56.00	0.00	56.00

FREMONT CITY SCHOOL DISTRICT
Cash Summary Report

Full Account Code	Description	Initial Cash	MTD Received	FYTD Received	MTD Expended	FYTD Expended	Fund Balance	Encumbrance	Unencumbered Balance
001-9218	SOCIAL STUDIES-FMS	\$ 62.00	\$ 0.00	\$ 0.00	\$ 0.00	\$ 0.00	\$ 62.00	\$ 0.00	\$ 62.00
001-9219	MATH FEES - FMS	100.00	0.00	0.00	0.00	0.00	100.00	0.00	100.00
001-9220	MUSIC-GUITAR FMS	45.00	0.00	0.00	0.00	0.00	45.00	0.00	45.00
001-9250	GENERAL	0.00	0.00	0.00	0.00	0.00	0.00	0.00	0.00
001-9300	GENERAL	0.00	0.00	0.00	0.00	0.00	0.00	0.00	0.00
001-9301	GENERAL	0.00	0.00	0.00	0.00	0.00	0.00	0.00	0.00
001-9302	BUS PURCHASES - LOCAL	0.00	0.00	0.00	0.00	0.00	0.00	0.00	0.00
001-9303	MEDICAID SCHOOL PROGRAM	(1,259.31)	0.00	0.00	11,030.21	11,030.21	(12,289.52)	93,897.60	(106,187.12)
001-9304	TAX ABATEMENT	195,778.41	0.00	0.00	0.00	0.00	195,778.41	0.00	195,778.41
001-9305	AUCTION FUNDING	43,124.96	0.00	0.00	0.00	0.00	43,124.96	0.00	43,124.96
001-9306	CASINO REVENUE	278,613.48	0.00	0.00	31,028.50	31,028.50	247,584.98	123,208.83	124,376.15
001-9307	ELEMENTARY INTRAMURAL ATHLETICS	3,830.00	0.00	0.00	0.00	0.00	3,830.00	0.00	3,830.00
001-9596	GENERAL	0.00	0.00	0.00	0.00	0.00	0.00	0.00	0.00
001-9600	BAND - ROSS	0.00	100.00	100.00	6,061.34	6,061.34	(5,961.34)	14,859.10	(20,820.44)
001-9601	ELEMENTARY MUSIC - DISTRICT WIDE	0.00	0.00	0.00	809.85	809.85	(809.85)	0.00	(809.85)
001-9602	ELEMENTARY ORCHESTRA - DISTRICT WIDE	749.58	0.00	0.00	0.00	0.00	749.58	0.00	749.58
001-9603	ORCHESTRA - ROSS	1,411.65	0.00	0.00	0.00	0.00	1,411.65	305.00	1,106.65
001-9604	CHOIR - ROSS	364.12	11.00	11.00	0.00	0.00	375.12	0.00	375.12
002-0000	BOND RETIREMENT	0.00	0.00	0.00	0.00	0.00	0.00	0.00	0.00
002-9004	NOTE - INCOME TAX	0.00	0.00	0.00	0.00	0.00	0.00	0.00	0.00
002-9800	2009 Bond Refinanced in 2015	1,164,816.82	407,231.14	407,231.14	207,775.00	207,775.00	1,364,272.96	937,775.00	426,497.96
002-9805	Bond Issue - 2017	769,509.86	1,250,781.35	1,250,781.35	1,216,200.00	1,216,200.00	804,091.21	2,421,200.00	(1,617,108.79)
002-9810	Premium - Sale of Bonds	3,710,335.56	0.00	0.00	0.00	0.00	3,710,335.56	0.00	3,710,335.56
003-0000	PERMANENT IMPROVEMENT FUND	0.00	311,681.06	311,681.06	6,842.00	6,842.00	304,839.06	153,606.28	151,232.78
003-9000	PI - BUS FUND	0.00	0.00	0.00	0.00	0.00	0.00	0.00	0.00
003-9001	**DO NOT USE** PI - STADIUM	0.00	0.00	0.00	0.00	0.00	0.00	0.00	0.00
003-9002	**DO NOT USE** PIATHLETIC RESURFACING FUND	0.00	0.00	0.00	0.00	0.00	0.00	0.00	0.00
003-9003	**DO NOT USE** PI - WEIGHT ROOM FUND	0.00	0.00	0.00	0.00	0.00	0.00	0.00	0.00
003-9004	**DO NOT USE** PI VEHICLE FUND (NON-BUS)	0.00	0.00	0.00	0.00	0.00	0.00	0.00	0.00
003-9005	**DO NOT USE** PI - POOL EQUIPMENT	0.00	0.00	0.00	0.00	0.00	0.00	0.00	0.00
003-9006	**DO NOT USE** PI DESERT AIR FUND	0.00	0.00	0.00	0.00	0.00	0.00	0.00	0.00
003-9007	PERMANENT IMPROVEMENT	0.00	0.00	0.00	0.00	0.00	0.00	0.00	0.00
003-9008	PI - MASTER FACILITIES LFI FUND	0.00	0.00	0.00	0.00	0.00	0.00	0.00	0.00

FREMONT CITY SCHOOL DISTRICT
Cash Summary Report

Full Account Code	Description	Initial Cash	MTD Received	FYTD Received	MTD Expended	FYTD Expended	Fund Balance	Encumbrance	Unencumbered Balance
003-9009	**INACTIVE** - DO NOT USE	\$ 0.00	\$ 0.00	\$ 0.00	\$ 0.00	\$ 0.00	\$ 0.00	\$ 0.00	\$ 0.00
003-9010	PI - BAND INSTRUMENTS FUND	2,077.99	0.00	0.00	0.00	0.00	2,077.99	0.00	2,077.99
003-9012	PERMANENT IMPROVEMENT	0.00	0.00	0.00	0.00	0.00	0.00	0.00	0.00
003-9013	**DO NOT USE** PI - RETAINED INTEREST FUND	0.00	0.00	0.00	0.00	0.00	0.00	0.00	0.00
003-9414	PERMANENT IMPROVEMENT	0.00	0.00	0.00	0.00	0.00	0.00	0.00	0.00
004-9800	FCS BUILDING FUND	207,363.97	0.00	0.00	0.00	0.00	207,363.97	0.00	207,363.97
004-9817	LFI	3,111,607.54	0.00	0.00	0.00	0.00	3,111,607.54	200,000.00	2,911,607.54
006-0000	FOOD SERVICE FUND	1,560,221.07	262,751.95	262,751.95	63,568.73	63,568.73	1,759,404.29	1,106,618.68	652,785.61
006-9009	SCHOOL BREAKFAST GRANT	1,000.00	0.00	0.00	0.00	0.00	1,000.00	0.00	1,000.00
006-9014	FOOD SERVICE	0.00	0.00	0.00	0.00	0.00	0.00	0.00	0.00
006-9020	FUEL UP TO PLAY GRANT - ROSS	3,300.00	0.00	0.00	0.00	0.00	3,300.00	0.00	3,300.00
006-932N	FOOD SERVICE	0.00	0.00	0.00	0.00	0.00	0.00	0.00	0.00
007-9000	A C NICHOLS CHARITABLE TRUST	29,188.28	0.00	0.00	0.00	0.00	29,188.28	0.00	29,188.28
007-9001	ROBERT MAULE ESTATE	0.00	0.00	0.00	0.00	0.00	0.00	0.00	0.00
007-9002	CLASS OF 1951 SCHOLARSHIP FUND	0.00	0.00	0.00	0.00	0.00	0.00	0.00	0.00
007-9020	Stamm PTO Scholarship 2020 to 2030	0.00	0.00	0.00	0.00	0.00	0.00	0.00	0.00
007-9035	PEARL SETZLER TRUST FUND	112,419.83	0.00	0.00	0.00	0.00	112,419.83	0.00	112,419.83
007-9050	DORA O'FARRELL ART SCHOLARSHIP FUND	1,000.00	0.00	0.00	0.00	0.00	1,000.00	0.00	1,000.00
007-9103	SARA HORN MEMORIAL SCHOLARSHIP	15,919.24	0.00	0.00	0.00	0.00	15,919.24	619.00	15,300.24
007-9104	SARA HORN MEMORIAL SCHOLARSHIP INTEREST	0.00	0.00	0.00	0.00	0.00	0.00	381.00	(381.00)
007-9105	SENIOR WOMEN'S SERVICE AWARD	0.00	0.00	0.00	0.00	0.00	0.00	0.00	0.00
007-9106	SENIOR WOMEN'S SERVICE AWARD INTEREST	0.00	0.00	0.00	0.00	0.00	0.00	0.00	0.00
007-9150	DORA O'FARRELL ART SCHOLARSHIP INTEREST	49.73	0.00	0.00	0.00	0.00	49.73	0.00	49.73
007-9201	LAURA KRIDLER TRUST FUND	0.00	0.00	0.00	0.00	0.00	0.00	0.00	0.00
007-9202	MARGARET FOX TRUST FUND	1,000.00	0.00	0.00	0.00	0.00	1,000.00	0.00	1,000.00
007-9206	BERTHA YOUNGMAN TRUST FUND	1,000.00	0.00	0.00	0.00	0.00	1,000.00	0.00	1,000.00
007-9207	IMOGENE FORSYTH TRUST FUND	500.00	0.00	0.00	0.00	0.00	500.00	0.00	500.00
007-9601	LAURA KRIDLER TRUST INTEREST	0.00	0.00	0.00	0.00	0.00	0.00	0.00	0.00
007-9602	MARGARET FOX INTEREST	79.52	0.00	0.00	0.00	0.00	79.52	200.00	(120.48)
008-9100	ENDOWMENT	0.00	0.00	0.00	0.00	0.00	0.00	0.00	0.00
008-9101	GENE H. PERRY SCHOLARSHIP	108,125.59	0.00	0.00	0.00	0.00	108,125.59	0.00	108,125.59

FREMONT CITY SCHOOL DISTRICT
Cash Summary Report

Full Account Code	Description	Initial Cash	MTD Received	FYTD Received	MTD Expended	FYTD Expended	Fund Balance	Encumbrance	Unencumbered Balance
008-9102	GENE H. PERRY SCHOLARSHIP INTEREST	\$ 0.00	\$ 0.00	\$ 0.00	\$ 0.00	\$ 0.00	\$ 0.00	\$ 0.00	\$ 0.00
008-9103	ENDOWMENT	0.00	0.00	0.00	0.00	0.00	0.00	0.00	0.00
008-9104	ENDOWMENT	0.00	0.00	0.00	0.00	0.00	0.00	0.00	0.00
008-9203	MARY HEDRICK TRUST FUND	1,000.00	0.00	0.00	0.00	0.00	1,000.00	0.00	1,000.00
008-9204	LINDA SCHWARTZ TRUST FUND	3,000.00	0.00	0.00	0.00	0.00	3,000.00	0.00	3,000.00
008-9205	CHARLES FOX TRUST FUND	9,000.00	0.00	0.00	0.00	0.00	9,000.00	0.00	9,000.00
008-9400	EDWARD L. FORGATSCH SCHOLARSHIP FUND	4,500.00	0.00	0.00	0.00	0.00	4,500.00	0.00	4,500.00
008-9401	BETH ISRAEL CONGREGATION AWARD	4,500.00	0.00	0.00	0.00	0.00	4,500.00	0.00	4,500.00
008-9407	G. ALEX CLARK SCHOLARSHIP	10,000.00	0.00	0.00	0.00	0.00	10,000.00	0.00	10,000.00
008-9500	ENDOWMENT	0.00	0.00	0.00	0.00	0.00	0.00	0.00	0.00
008-9501	CLASS OF 1950 SCHOLARSHIP FUND	40,317.18	0.00	0.00	0.00	0.00	40,317.18	0.00	40,317.18
008-9508	AMERICAN ASSOC OF UNIV WOMEN - PRINCIPAL	5,000.00	0.00	0.00	0.00	0.00	5,000.00	0.00	5,000.00
008-9599	HOWARD W. NOWELS FOUNDATION	30,435.08	0.00	0.00	0.00	0.00	30,435.08	0.00	30,435.08
008-9600	EDWARD FORGATSCH SCHOLARSHIP INTEREST	349.96	0.00	0.00	0.00	0.00	349.96	0.00	349.96
008-9601	BETH ISRAEL CONGREGATION INTEREST	175.20	0.00	0.00	0.00	0.00	175.20	0.00	175.20
008-9603	MARY HEDRICK INTEREST	197.69	0.00	0.00	0.00	0.00	197.69	0.00	197.69
008-9604	LINDA SCHWARTZ SCHOLARSHIP INTEREST	121.27	0.00	0.00	0.00	0.00	121.27	0.00	121.27
008-9605	CHARLES FOX SCHOLARSHIP INTEREST	2,830.74	0.00	0.00	0.00	0.00	2,830.74	1,000.00	1,830.74
008-9607	G. ALEX CLARK SCHOLARSHIP INTEREST	142.84	0.00	0.00	0.00	0.00	142.84	100.00	42.84
008-9608	AMERICAN ASSOC OF UNIV WOMEN - INTEREST	58.07	0.00	0.00	0.00	0.00	58.07	100.00	(41.93)
008-9699	HOWARD NOWELS FOUNDATION INTEREST	0.00	0.00	0.00	0.00	0.00	0.00	0.00	0.00
008-9701	CLASS OF 1950 SCHOLARSHIP INTEREST	318.85	0.00	0.00	0.00	0.00	318.85	500.00	(181.15)
008-9801	CAROLYN RHODES SCHOLARSHIP FUND	80,873.31	0.00	0.00	0.00	0.00	80,873.31	5,000.00	75,873.31
008-9901	CAROLYN RHODES - INTEREST	263.23	0.00	0.00	0.00	0.00	263.23	0.00	263.23
010-9800	2008 ENP CLASSROOM FAC.-STATE	0.00	0.00	0.00	0.00	0.00	0.00	0.00	0.00
010-9801	2008 CLASSROOM FAC. INTEREST - STATE	0.00	0.00	0.00	0.00	0.00	0.00	0.00	0.00
010-9802	2008 ENP CLASSROOM FAC. - LOCAL	0.00	0.00	0.00	0.00	0.00	0.00	0.00	0.00

FREMONT CITY SCHOOL DISTRICT
Cash Summary Report

Full Account Code	Description	Initial Cash	MTD Received	FYTD Received	MTD Expended	FYTD Expended	Fund Balance	Encumbrance	Unencumbered Balance
010-9803	2008 CLASSROOM FAC. INTEREST - LOCAL	\$ 0.00	\$ 0.00	\$ 0.00	\$ 0.00	\$ 0.00	\$ 0.00	\$ 0.00	\$ 0.00
010-9804	RETAINED EARNINGS	0.00	0.00	0.00	0.00	0.00	0.00	0.00	0.00
010-9817	OFCC CFAP - STATE FUNDS	0.00	0.00	0.00	0.00	0.00	0.00	0.00	0.00
010-9818	OFCC CFAP - LOCAL FUNDS	0.00	0.00	0.00	0.00	0.00	0.00	0.00	0.00
014-0000	INTERNAL SERVICE ROTARY FUND	0.00	0.00	0.00	0.00	0.00	0.00	0.00	0.00
014-9001	ROTARY-INTERNAL SERVICES	0.00	0.00	0.00	0.00	0.00	0.00	0.00	0.00
014-9003	ROTARY-INTERNAL SERVICES	0.00	0.00	0.00	0.00	0.00	0.00	0.00	0.00
014-9500	ROTARY-INTERNAL SERVICES	0.00	0.00	0.00	0.00	0.00	0.00	0.00	0.00
018-9000	LEARNING RESOURCE CENTER	29.77	0.00	0.00	0.00	0.00	29.77	0.00	29.77
018-9001	ELEMENTARY CURRICULUM	573.74	0.00	0.00	0.00	0.00	573.74	0.00	573.74
018-9002	PUBLIC SCHOOL SUPPORT	0.00	0.00	0.00	0.00	0.00	0.00	0.00	0.00
018-9003	SUPERINTENDENT - CAMPUS WEAR	0.00	0.00	0.00	0.00	0.00	0.00	0.00	0.00
018-9004	FMS PAVER PROJECT	1,545.00	0.00	0.00	0.00	0.00	1,545.00	0.00	1,545.00
018-9005	PUBLIC SCHOOL SUPPORT	0.00	0.00	0.00	0.00	0.00	0.00	0.00	0.00
018-9013	ESL PROGRAM-DONATION-VOCES UNIDAS	0.00	0.00	0.00	0.00	0.00	0.00	0.00	0.00
018-9100	LIBRARY - ROSS	1,105.49	0.00	392.88	0.00	392.88	712.61	0.00	712.61
018-9101	EXCELLENCE REWARD PROGRAM - ROSS HIGH	4,208.71	0.00	0.00	0.00	0.00	4,208.71	500.00	3,708.71
018-9102	COMMUNITY DONATIONS - ROSS	5,446.46	157.69	157.69	100.00	100.00	5,504.15	1,500.00	4,004.15
018-9103	COLLEGE TESTING - ROSS	641.13	0.00	0.00	0.00	0.00	641.13	0.00	641.13
018-9104	MAKE-A-DIFFERENCE - ROSS	0.00	0.00	0.00	0.00	0.00	0.00	0.00	0.00
018-9105	PHYSICS DAY - ROSS	675.57	0.00	0.00	0.00	0.00	675.57	0.00	675.57
018-9199	E-RATE GRANT FUND	267,496.45	0.00	0.00	2,765.00	2,765.00	264,731.45	57,235.00	207,496.45
018-9200	LIBRARY - FMS	6,071.21	0.00	0.00	0.00	0.00	6,071.21	0.00	6,071.21
018-9201	YOUTH ASSET TEAM - FMS	0.00	0.00	0.00	0.00	0.00	0.00	0.00	0.00
018-9202	FMS-PRINCIPAL'S ACCOUNT	48,020.15	0.00	0.00	100.00	100.00	47,920.15	32,000.00	15,920.15
018-9203	DONATION FUND - FMS	0.00	0.00	0.00	0.00	0.00	0.00	0.00	0.00
018-9300	LIBRARY - ATKINSON	5,894.80	0.00	0.00	0.00	0.00	5,894.80	41.00	5,853.80
018-9303	PRINCIPAL'S ACCOUNT - ATKINSON	5,787.97	0.00	0.00	0.00	0.00	5,787.97	0.00	5,787.97
018-9304	MAKE-A-DIFFERENCE - ATKINSON	1,490.28	0.00	0.00	0.00	0.00	1,490.28	0.00	1,490.28
018-9305	ART FUND - ATKINSON	1,154.14	0.00	0.00	0.00	0.00	1,154.14	0.00	1,154.14
018-9306	ART FUND - CROGHAN	0.00	0.00	0.00	0.00	0.00	0.00	0.00	0.00
018-9307	ART FUND - WASHINGTON	0.00	0.00	0.00	0.00	0.00	0.00	0.00	0.00
018-9400	LIBRARY - CROGHAN	564.70	0.00	0.00	0.00	0.00	564.70	0.00	564.70
018-9404	PRINCIPAL'S ACCOUNT - CROGHAN	6,979.22	0.00	0.00	0.00	0.00	6,979.22	0.00	6,979.22

FREMONT CITY SCHOOL DISTRICT
Cash Summary Report

Full Account Code	Description	Initial Cash	MTD Received	FYTD Received	MTD Expended	FYTD Expended	Fund Balance	Encumbrance	Unencumbered Balance
018-9500	LIBRARY - HAYES	\$ 0.00	\$ 0.00	\$ 0.00	\$ 0.00	\$ 0.00	\$ 0.00	\$ 0.00	\$ 0.00
018-9505	PRINCIPAL'S ACCOUNT - HAYES	0.00	0.00	0.00	0.00	0.00	0.00	0.00	0.00
018-9506	MAKE-A-DIFFERENCE - HAYES	0.00	0.00	0.00	0.00	0.00	0.00	0.00	0.00
018-9600	LIBRARY - LUTZ	8,813.16	0.00	0.00	0.00	0.00	8,813.16	75.80	8,737.36
018-9604	PUBLIC SCHOOL SUPPORT	0.00	0.00	0.00	0.00	0.00	0.00	0.00	0.00
018-9605	MAKE-A-DIFFERENCE - LUTZ	555.17	0.00	0.00	0.00	0.00	555.17	0.00	555.17
018-9606	PRINCIPAL'S ACCOUNT - LUTZ	7,034.86	0.00	0.00	0.00	0.00	7,034.86	0.00	7,034.86
018-9607	MAKE A DIFFERENCE STAMM	0.00	0.00	0.00	0.00	0.00	0.00	0.00	0.00
018-9700	LIBRARY - OTIS	2,930.83	0.00	0.00	0.00	0.00	2,930.83	0.00	2,930.83
018-9707	PRINCIPAL'S ACCOUNT - OTIS	12,748.72	0.00	0.00	0.00	0.00	12,748.72	0.00	12,748.72
018-9708	MAKE A DIFFERENCE -OTIS	2,346.26	0.00	0.00	0.00	0.00	2,346.26	0.00	2,346.26
018-9800	LIBRARY - STAMM	0.00	0.00	0.00	0.00	0.00	0.00	0.00	0.00
018-9804	PUBLIC SCHOOL SUPPORT	0.00	0.00	0.00	0.00	0.00	0.00	0.00	0.00
018-9808	PRINCIPAL'S ACCOUNT - STAMM	0.00	0.00	0.00	0.00	0.00	0.00	0.00	0.00
018-9900	LIBRARY - WASHINGTON	0.00	0.00	0.00	0.00	0.00	0.00	0.00	0.00
018-9904	MAKE-A-DIFFERENCE - WASHINGTON	0.00	0.00	0.00	0.00	0.00	0.00	0.00	0.00
018-9905	MAKE-A-DIFFERENCE - FMS	62.23	0.00	0.00	0.00	0.00	62.23	0.00	62.23
018-9909	PRINCIPAL'S ACCOUNT - WASHINGTON	0.00	0.00	0.00	0.00	0.00	0.00	0.00	0.00
018-9999	TECHNOLOGY	17,857.43	0.00	0.00	0.00	0.00	17,857.43	0.00	17,857.43
019-9000	OTHER GRANT	0.00	0.00	0.00	0.00	0.00	0.00	0.00	0.00
019-9001	HEINZ MENTORING GRANT	0.00	0.00	0.00	0.00	0.00	0.00	0.00	0.00
019-9002	TEACHER VISION GRANT - AEP	0.00	0.00	0.00	0.00	0.00	0.00	0.00	0.00
019-9003	SCHOOL GRANTS FOR HEALTHY KIDS	0.00	0.00	0.00	0.00	0.00	0.00	0.00	0.00
019-9004	STRONG COMMUNITIES GRANT	0.00	0.00	0.00	0.00	0.00	0.00	0.00	0.00
019-9005	SANDUSKY COUNTY HEALTH DEPT - UNITE!EMPOWER!	0.00	0.00	0.00	0.00	0.00	0.00	0.00	0.00
019-9007	LEARNING & LIBERTY GRANT-WASHINGTON	0.00	0.00	0.00	0.00	0.00	0.00	0.00	0.00
019-9010	CHAMPIONS FOR KIDS-FMS	0.00	0.00	0.00	0.00	0.00	0.00	0.00	0.00
019-9015	Martha Holden Jennings Grant	0.00	0.00	0.00	0.00	0.00	0.00	0.00	0.00
019-9017	LUTZ - WALMART	314.91	0.00	0.00	0.00	0.00	314.91	0.00	314.91
019-9020	SHARE OUR STRENGTH-NO KID HUNGRY	5,000.00	0.00	0.00	0.00	0.00	5,000.00	0.00	5,000.00
019-9021	SHARE OUR STRENGTH-PRENOTE	6,000.00	0.00	0.00	0.00	0.00	6,000.00	0.00	6,000.00
019-9100	IN SCHOOL COUNSELING-MENTAL HEALTH RECOVERY	270,825.07	0.00	0.00	5,938.74	5,938.74	264,886.33	240.25	264,646.08
019-9103	OTHER GRANT	0.00	0.00	0.00	0.00	0.00	0.00	0.00	0.00
019-9114	KINDER ACADEMY - UNITED	0.00	0.00	0.00	0.00	0.00	0.00	0.00	0.00

FREMONT CITY SCHOOL DISTRICT
Cash Summary Report

Full Account Code	Description	Initial Cash	MTD Received	FYTD Received	MTD Expended	FYTD Expended	Fund Balance	Encumbrance	Unencumbered Balance
019-9115	WAY PROJECT ATTEND - UNITED WAY	\$ 889.42	\$ 0.00	\$ 0.00	\$ 0.00	\$ 0.00	\$ 889.42	\$ 0.00	\$ 889.42
019-9116	ACE MENTORING - UNITED WAY	35,629.11	0.00	0.00	2,000.00	2,000.00	33,629.11	11,500.00	22,129.11
019-9117	PARENT/COMMUNITY INVOLVEMENT-UNITED WAY	0.00	0.00	0.00	0.00	0.00	0.00	0.00	0.00
019-9200	MENTAL HEALTH AND RECOVERY GRANT FY 18	0.00	0.00	0.00	0.00	0.00	0.00	0.00	0.00
019-9201	FUEL UP TO PLAY 60 - ROSS	0.00	0.00	0.00	0.00	0.00	0.00	0.00	0.00
019-9202	FUEL UP TO PLAY 60 - STAMM	0.00	0.00	0.00	0.00	0.00	0.00	0.00	0.00
019-9203	FUEL UP TO PLAY 60 - WASHINGTON	0.00	0.00	0.00	0.00	0.00	0.00	0.00	0.00
019-9301	FMS YOUTH ASSET TEAM A	0.00	0.00	0.00	0.00	0.00	0.00	0.00	0.00
019-9302	FMS YOUTH ASSET TEAM B	319.89	0.00	0.00	0.00	0.00	319.89	107.20	212.69
019-9800	HIGH SCHOOLS THAT WORK	0.00	0.00	0.00	0.00	0.00	0.00	0.00	0.00
019-9801	OTHER GRANT	0.00	0.00	0.00	0.00	0.00	0.00	0.00	0.00
022-9300	ATHLETIC TOURNAMENT ACCOUNT	2,843.00	0.00	0.00	0.00	0.00	2,843.00	0.00	2,843.00
022-9320	DISTRICT CUSTODIAL	0.00	0.00	0.00	0.00	0.00	0.00	0.00	0.00
022-9321	FMS STAFF	3,287.13	0.00	0.00	0.00	0.00	3,287.13	3,000.00	287.13
022-9360	ROSS HIGH FACULTY FUND	1,364.41	0.00	0.00	0.00	0.00	1,364.41	800.00	564.41
022-9930	DISTRICT CUSTODIAL	0.00	0.00	0.00	0.00	0.00	0.00	0.00	0.00
022-9999	UNCLAIMED MONIES	1,532.50	0.00	0.00	0.00	0.00	1,532.50	0.00	1,532.50
024-0000	SELF-INSURANCE PROGRAM	671,488.47	495,971.10	495,971.10	247,157.02	247,157.02	920,302.55	5,026,671.98	(4,106,369.43)
024-9000	FLEX BENEFITS	0.00	0.00	0.00	0.00	0.00	0.00	0.00	0.00
026-0000	FLEX BENEFITS	(7,974.61)	15,854.24	15,854.24	12,823.97	12,823.97	(4,944.34)	175,176.03	(180,120.37)
027-0000	WORKMANS COMP.-SELF INS	950,593.77	8,861.80	8,861.80	0.00	0.00	959,455.57	1,210.00	958,245.57
031-0000	UNDERGROUND STORAGE TANKS	11,000.00	0.00	0.00	0.00	0.00	11,000.00	0.00	11,000.00
034-0000	CLASSROOM FAC. MAINT. - FMS	2,293,484.77	0.00	0.00	59,490.14	59,490.14	2,233,994.63	281,742.40	1,952,252.23
035-0000	TERMINATION BENEFITS - HB426	2,487,001.79	0.00	0.00	332,664.80	332,664.80	2,154,336.99	0.00	2,154,336.99
070-0000	CAPITAL PROJECTS	6,921,367.68	0.00	0.00	0.00	0.00	6,921,367.68	0.00	6,921,367.68
200-9100	A CAPPELLA CHOIR	4,370.40	0.00	0.00	0.00	0.00	4,370.40	0.00	4,370.40
200-9101	AMERICAN FIELD SERVICE	148.04	0.00	0.00	0.00	0.00	148.04	0.00	148.04
200-9102	YEARBOOK - ROSS ANNUAL	13,269.87	0.00	0.00	0.00	0.00	13,269.87	0.00	13,269.87
200-9103	ART CLUB	3,562.06	0.00	0.00	0.00	0.00	3,562.06	300.00	3,262.06
200-9104	FREMONT ROSS BAND	118.48	0.00	0.00	0.00	0.00	118.48	0.00	118.48
200-9105	INTERNATIONAL RELATIONS CLUB-ROSS	537.87	0.00	0.00	0.00	0.00	537.87	0.00	537.87
200-9106	FUTURE TEACHERS OF AMERICA-ROSS	0.00	0.00	0.00	0.00	0.00	0.00	0.00	0.00

FREMONT CITY SCHOOL DISTRICT
Cash Summary Report

Full Account Code	Description	Initial Cash	MTD Received	FYTD Received	MTD Expended	FYTD Expended	Fund Balance	Encumbrance	Unencumbered Balance
200-9107	CHATTER	\$ 0.00	\$ 0.00	\$ 0.00	\$ 0.00	\$ 0.00	\$ 0.00	\$ 0.00	\$ 0.00
200-9108	MULTI-MEDIA CLUB - ROSS	0.00	0.00	0.00	0.00	0.00	0.00	0.00	0.00
200-9109	DRAMA CLUB	1,663.07	0.00	0.00	0.00	0.00	1,663.07	0.00	1,663.07
200-9110	FRENCH CLUB/ROSS	1,700.07	0.00	0.00	0.00	0.00	1,700.07	0.00	1,700.07
200-9111	FUTURE FARMERS OF AMERICA	2,919.14	0.00	0.00	0.00	0.00	2,919.14	0.00	2,919.14
200-9112	ROSS PEP CLUB	116.00	0.00	0.00	0.00	0.00	116.00	0.00	116.00
200-9113	STUDENT MANAGED ACTIVITY	0.00	0.00	0.00	0.00	0.00	0.00	0.00	0.00
200-9114	SPANISH CLUB - ROSS	451.61	0.00	0.00	0.00	0.00	451.61	0.00	451.61
200-9115	KEY CLUB	2,797.83	0.00	0.00	0.00	0.00	2,797.83	0.00	2,797.83
200-9116	NATIONAL HONOR SOCIETY	2,789.37	0.00	0.00	0.00	0.00	2,789.37	0.00	2,789.37
200-9117	ORCHESTRA	162.69	0.00	0.00	0.00	0.00	162.69	0.00	162.69
200-9118	SADD CLUB	0.00	0.00	0.00	0.00	0.00	0.00	0.00	0.00
200-9119	QUIZ BOWL	107.28	0.00	0.00	0.00	0.00	107.28	0.00	107.28
200-9120	SCIENCE CLUB-ROSS	1,668.87	0.00	0.00	0.00	0.00	1,668.87	0.00	1,668.87
200-9121	STUDENT COUNCIL-ROSS	2,530.28	0.00	0.00	0.00	0.00	2,530.28	0.00	2,530.28
200-9122	COMMUNITY DONATIONS	607.17	0.00	0.00	0.00	0.00	607.17	0.00	607.17
200-9123	MEXICO TRIP - ROSS	436.70	0.00	0.00	0.00	0.00	436.70	0.00	436.70
200-9124	BUILDER'S CLUB	1,576.83	0.00	0.00	0.00	0.00	1,576.83	0.00	1,576.83
200-9125	STUDENT MANAGED ACTIVITY	0.00	0.00	0.00	0.00	0.00	0.00	0.00	0.00
200-9126	BOWLING CLUB - ROSS	0.00	0.00	0.00	0.00	0.00	0.00	0.00	0.00
200-9127	CLUB HOCKEY - ROSS HIGH	0.00	0.00	0.00	0.00	0.00	0.00	0.00	0.00
200-9128	HISPANIC COMMITTEE - ROSS	1,074.93	0.00	0.00	0.00	0.00	1,074.93	0.00	1,074.93
200-9129	ROSS SPRING MUSICAL	19,194.58	0.00	0.00	345.00	345.00	18,849.58	50.00	18,799.58
200-9130	Ross Leadership Club	3,189.08	0.00	0.00	0.00	0.00	3,189.08	825.25	2,363.83
200-9131	OUTDOOR ADVENTURE CLUB	0.00	0.00	0.00	0.00	0.00	0.00	0.00	0.00
200-9132	FREMONT ROSS DANCE TEAM	0.00	0.00	0.00	0.00	0.00	0.00	0.00	0.00
200-9133	SPEECH AND DEBATE - ROSS	1,734.32	0.00	0.00	0.00	0.00	1,734.32	0.00	1,734.32
200-9134	GAMER'S CLUB	0.00	0.00	0.00	0.00	0.00	0.00	0.00	0.00
200-9135	STUDENT MANAGED ACTIVITY	0.00	0.00	0.00	0.00	0.00	0.00	0.00	0.00
200-9136	STUDENT MANAGED ACTIVITY	0.00	0.00	0.00	0.00	0.00	0.00	0.00	0.00
200-9137	STUDENT MANAGED ACTIVITY	0.00	0.00	0.00	0.00	0.00	0.00	0.00	0.00
200-9138	STUDENT MANAGED ACTIVITY	0.00	0.00	0.00	0.00	0.00	0.00	0.00	0.00
200-9139	STUDENT MANAGED ACTIVITY	0.00	0.00	0.00	0.00	0.00	0.00	0.00	0.00
200-9140	ROSS CLASS OF 2008	0.00	0.00	0.00	0.00	0.00	0.00	0.00	0.00
200-9141	STUDENT MANAGED ACTIVITY	0.00	0.00	0.00	0.00	0.00	0.00	0.00	0.00
200-9142	ROSS CLASS OF 2010	0.00	0.00	0.00	0.00	0.00	0.00	0.00	0.00
200-9143	ROSS CLASS OF 2011	0.00	0.00	0.00	0.00	0.00	0.00	0.00	0.00
200-9144	CLASS OF 2012	0.00	0.00	0.00	0.00	0.00	0.00	0.00	0.00
200-9145	CLASS OF 2013	0.00	0.00	0.00	0.00	0.00	0.00	0.00	0.00

FREMONT CITY SCHOOL DISTRICT
Cash Summary Report

Full Account Code	Description	Initial Cash	MTD Received	FYTD Received	MTD Expended	FYTD Expended	Fund Balance	Encumbrance	Unencumbered Balance
200-9146	STUDENT MANAGED ACTIVITY	\$ 0.00	\$ 0.00	\$ 0.00	\$ 0.00	\$ 0.00	\$ 0.00	\$ 0.00	\$ 0.00
200-9147	Class of 2015	0.00	0.00	0.00	0.00	0.00	0.00	0.00	0.00
200-9148	CLASS OF 2016	0.00	0.00	0.00	0.00	0.00	0.00	0.00	0.00
200-9149	CLASS OF 2017	0.00	0.00	0.00	0.00	0.00	0.00	0.00	0.00
200-9150	CLASS OF 2018	0.00	0.00	0.00	0.00	0.00	0.00	0.00	0.00
200-9151	CLASS OF 2019	0.00	0.00	0.00	0.00	0.00	0.00	0.00	0.00
200-9152	CLASS OF 2020	0.00	0.00	0.00	0.00	0.00	0.00	0.00	0.00
200-9153	CLASS OF 2021	0.00	0.00	0.00	0.00	0.00	0.00	0.00	0.00
200-9154	CLASS OF 2022	0.00	0.00	0.00	0.00	0.00	0.00	0.00	0.00
200-9155	CLASS OF 2023	0.00	0.00	0.00	0.00	0.00	0.00	0.00	0.00
200-9156	CLASS OF 2024	0.00	0.00	0.00	0.00	0.00	0.00	0.00	0.00
200-9157	CLASS OF 2025	10,090.44	0.00	0.00	0.00	0.00	10,090.44	0.00	10,090.44
200-9158	CLASS OF 2026	18,430.10	0.00	0.00	0.00	0.00	18,430.10	0.00	18,430.10
200-9159	CLASS OF 2027	455.17	0.00	0.00	0.00	0.00	455.17	0.00	455.17
200-9160	CLASS OF 2028	541.12	0.00	0.00	0.00	0.00	541.12	0.00	541.12
200-9161	STUDENT MANAGED ACTIVITY	0.00	0.00	0.00	0.00	0.00	0.00	0.00	0.00
200-9170	INVESTMENT CLUB ROSS	0.00	0.00	0.00	0.00	0.00	0.00	0.00	0.00
200-9198	STUDENT MANAGED ACTIVITY	0.00	0.00	0.00	0.00	0.00	0.00	0.00	0.00
200-9199	STUDENT MANAGED ACTIVITY	0.00	0.00	0.00	0.00	0.00	0.00	0.00	0.00
200-9200	JR. HIGH CHESS CLUB	337.58	0.00	0.00	0.00	0.00	337.58	0.00	337.58
200-9201	BUILDER'S CLUB/JR HIGH	619.52	0.00	0.00	0.00	0.00	619.52	0.00	619.52
200-9202	FMS PRINCIPAL ACCOUNT	0.00	0.00	0.00	0.00	0.00	0.00	0.00	0.00
200-9203	MS BAND	0.00	0.00	0.00	0.00	0.00	0.00	0.00	0.00
200-9204	MS CHOIR	0.00	0.00	0.00	0.00	0.00	0.00	0.00	0.00
200-9205	OUTDOOR ADVENTURE CLUB/FMS	903.68	0.00	0.00	0.00	0.00	903.68	0.00	903.68
200-9206	MS ORCHESTRA	225.96	0.00	0.00	0.00	0.00	225.96	0.00	225.96
200-9207	ART CLUB/MIDDLE SCHOOL	160.33	0.00	0.00	0.00	0.00	160.33	0.00	160.33
200-9208	MS NEWSPAPER	352.83	0.00	0.00	0.00	0.00	352.83	0.00	352.83
200-9209	MS STUDENT COUNCIL	1,578.10	0.00	0.00	0.00	0.00	1,578.10	0.00	1,578.10
200-9210	HISTORY CLUB - MIDDLE SCHOOL	7,863.87	0.00	0.00	0.00	0.00	7,863.87	0.00	7,863.87
200-9211	MS YEARBOOK	374.02	0.00	0.00	0.00	0.00	374.02	0.00	374.02
200-9212	STUDENT MANAGED ACTIVITY	0.00	0.00	0.00	0.00	0.00	0.00	0.00	0.00
200-9214	SPIRIT CLUB - MIDDLE SCHOOL	5,468.99	0.00	0.00	0.00	0.00	5,468.99	0.00	5,468.99
200-9216	STUDENT MANAGED ACTIVITY	0.00	0.00	0.00	0.00	0.00	0.00	0.00	0.00
200-9220	STUDENT MANAGED ACTIVITY	0.00	0.00	0.00	0.00	0.00	0.00	0.00	0.00
200-9222	FUTURE EDUCATORS/MIDDLE SCHOOL	0.00	0.00	0.00	0.00	0.00	0.00	0.00	0.00
200-9286	DRAMA CLUB/MS	783.11	0.00	0.00	0.00	0.00	783.11	0.00	783.11
200-9287	MS QUIZ BOWL	0.00	0.00	0.00	0.00	0.00	0.00	0.00	0.00

FREMONT CITY SCHOOL DISTRICT
Cash Summary Report

Full Account Code	Description	Initial Cash	MTD Received	FYTD Received	MTD Expended	FYTD Expended	Fund Balance	Encumbrance	Unencumbered Balance
300-0000	ATHLETICS	\$ 427,721.63	\$ 8,520.00	\$ 8,520.00	\$ 22,656.26	\$ 22,656.26	\$ 413,585.37	\$ 178,801.08	\$ 234,784.29
300-9100	PRE-SEASON SALES AND PRE-SALE	481.73	0.00	0.00	0.00	0.00	481.73	0.00	481.73
300-9101	ROSS GIRLS BASKETBALL	729.00	0.00	0.00	0.00	0.00	729.00	0.00	729.00
300-9102	ROSS BOYS BASKETBALL	1,885.89	0.00	0.00	0.00	0.00	1,885.89	0.00	1,885.89
300-9103	ROSS BOYS WRESTLING	4,296.90	0.00	0.00	0.00	0.00	4,296.90	0.00	4,296.90
300-9104	ROSS FOOTBALL	1,664.28	0.00	0.00	0.00	0.00	1,664.28	0.00	1,664.28
300-9105	ROSS TRACK	1,492.63	0.00	0.00	0.00	0.00	1,492.63	0.00	1,492.63
300-9106	BOYS TENNIS	0.00	0.00	0.00	0.00	0.00	0.00	0.00	0.00
300-9107	ROSS HIGH - GOLF	1,934.98	0.00	0.00	0.00	0.00	1,934.98	0.00	1,934.98
300-9108	ROSS HIGH - CROSS COUNTRY	1,601.97	0.00	0.00	0.00	0.00	1,601.97	0.00	1,601.97
300-9109	ROSS HIGH - BOYS SOCCER	3,220.42	0.00	0.00	0.00	0.00	3,220.42	0.00	3,220.42
300-9110	DISTRICT MANAGED ACTIVITY	0.00	0.00	0.00	0.00	0.00	0.00	0.00	0.00
300-9111	ROSS HIGH - SWIMMING	1,354.37	0.00	0.00	0.00	0.00	1,354.37	0.00	1,354.37
300-9112	ROSS HIGH - SOFTBALL	6,037.61	0.00	0.00	0.00	0.00	6,037.61	0.00	6,037.61
300-9113	ROSS HIGH - GIRLS SOCCER	2,130.00	0.00	0.00	0.00	0.00	2,130.00	0.00	2,130.00
300-9114	ROSS - GIRLS TENNIS	0.00	0.00	0.00	0.00	0.00	0.00	0.00	0.00
300-9115	ROSS HIGH - VOLLEYBALL	46.63	0.00	0.00	0.00	0.00	46.63	0.00	46.63
300-9124	ROSS HIGH CHEERLEADING	0.00	0.00	0.00	0.00	0.00	0.00	0.00	0.00
300-9130	ROSS GIRLS WRESTLING	220.00	0.00	0.00	0.00	0.00	220.00	0.00	220.00
300-9200	MIDDLE SCHOOL ATHLETICS	0.00	0.00	0.00	0.00	0.00	0.00	0.00	0.00
300-9213	MIDDLE SCHOOL CHEERLEADING	2,366.80	0.00	0.00	0.00	0.00	2,366.80	2,236.68	130.12
300-9290	DISTRICT MANAGED ACTIVITY	0.00	0.00	0.00	0.00	0.00	0.00	0.00	0.00
401-9020	AUXILIARY SERVICES	0.00	0.00	0.00	0.00	0.00	0.00	0.00	0.00
401-9021	AUXILIARY SERVICES	0.00	0.00	0.00	0.00	0.00	0.00	0.00	0.00
401-9022	AUXILIARY SERVICES	0.00	0.00	0.00	0.00	0.00	0.00	0.00	0.00
401-9023	AUXILLARY FUNDING FOR FY22&23	0.00	0.00	0.00	0.00	0.00	0.00	0.00	0.00
401-9025	AUXILIARY SERVICES	0.00	0.00	0.00	7,995.06	7,995.06	(7,995.06)	11,148.03	(19,143.09)
401-9223	AUXILIARY SERVICES	0.00	0.00	0.00	0.00	0.00	0.00	0.00	0.00
401-9323	AUXILIARY SERVICES	0.00	0.00	0.00	0.00	0.00	0.00	0.00	0.00
401-9420	AUXILIARY SERVICES	0.00	0.00	0.00	0.00	0.00	0.00	0.00	0.00
401-9421	AUXILIARY SERVICES	0.00	0.00	0.00	0.00	0.00	0.00	0.00	0.00
401-9422	AUXILIARY SERVICES	0.00	0.00	0.00	0.00	0.00	0.00	0.00	0.00
401-9423	AUXILIARY SERVICES	0.00	0.00	0.00	0.00	0.00	0.00	0.00	0.00
401-9523	AUXILIARY SERVICES	0.00	0.00	0.00	0.00	0.00	0.00	0.00	0.00
401-9620	AUXILIARY SERVICES	0.00	0.00	0.00	0.00	0.00	0.00	0.00	0.00
401-9621	AUXILIARY SERVICES	0.00	0.00	0.00	0.00	0.00	0.00	0.00	0.00
401-9622	AUXILIARY SERVICES	0.00	0.00	0.00	0.00	0.00	0.00	0.00	0.00
401-9623	AUXILIARY SERVICES	0.00	0.00	0.00	0.00	0.00	0.00	0.00	0.00

FREMONT CITY SCHOOL DISTRICT
Cash Summary Report

Full Account Code	Description	Initial Cash	MTD Received	FYTD Received	MTD Expended	FYTD Expended	Fund Balance	Encumbrance	Unencumbered Balance
401-9723	BISHOP HOFFMAN CATHOLIC SCHOOLS 2017	\$ 0.00	\$ 0.00	\$ 0.00	\$ 0.00	\$ 0.00	\$ 0.00	\$ 0.00	\$ 0.00
401-9820	AUXILIARY SERVICES	0.00	0.00	0.00	0.00	0.00	0.00	0.00	0.00
401-9821	AUXILIARY SERVICES	0.00	0.00	0.00	0.00	0.00	0.00	0.00	0.00
401-9822	AUXILIARY SERVICES	0.00	0.00	0.00	0.00	0.00	0.00	0.00	0.00
401-9823	BISHOP HOFFMAN CATHOLIC SCHOOLS 2018	0.00	0.00	0.00	0.00	0.00	0.00	0.00	0.00
401-9923	AUXILARY SERVICES 2019	0.00	0.00	0.00	0.00	0.00	0.00	0.00	0.00
401-9924	AUXILIARY SERVICES 2020	0.00	0.00	0.00	0.00	0.00	0.00	0.00	0.00
401-9925	AUXILIARY SERVICES 2021	0.00	0.00	0.00	0.00	0.00	0.00	0.00	0.00
401-9926	AUXILARY SERVICES FY22	114,700.39	0.00	0.00	0.00	0.00	114,700.39	0.00	114,700.39
401-9927	AUXILIARY SERVICES 2021	0.00	0.00	0.00	39,193.90	39,193.90	(39,193.90)	43,209.91	(82,403.81)
432-9005	MANAGEMENT INFORMATION SYSTEM	0.00	0.00	0.00	0.00	0.00	0.00	0.00	0.00
432-9006	MANAGEMENT INFORMATION SYSTEM	0.00	0.00	0.00	0.00	0.00	0.00	0.00	0.00
432-9007	MANAGEMENT INFORMATION SYSTEM	0.00	0.00	0.00	0.00	0.00	0.00	0.00	0.00
432-9008	MANAGEMENT INFORMATION SYSTEM	0.00	0.00	0.00	0.00	0.00	0.00	0.00	0.00
432-9009	MANAGEMENT INFORMATION SYSTEM	0.00	0.00	0.00	0.00	0.00	0.00	0.00	0.00
432-9010	MANAGEMENT INFORMATION SYSTEM	0.00	0.00	0.00	0.00	0.00	0.00	0.00	0.00
432-9011	MANAGEMENT INFORMATION SYSTEM	0.00	0.00	0.00	0.00	0.00	0.00	0.00	0.00
439-9006	PUBLIC SCHOOL PRESCHOOL	0.00	0.00	0.00	0.00	0.00	0.00	0.00	0.00
439-9007	PUBLIC SCHOOL PRESCHOOL	0.00	0.00	0.00	0.00	0.00	0.00	0.00	0.00
439-9008	PUBLIC SCHOOL PRESCHOOL	0.00	0.00	0.00	0.00	0.00	0.00	0.00	0.00
439-9009	PUBLIC SCHOOL PRESCHOOL	0.00	0.00	0.00	0.00	0.00	0.00	0.00	0.00
439-9010	PUBLIC SCHOOL PRESCHOOL	0.00	0.00	0.00	0.00	0.00	0.00	0.00	0.00
439-9011	PUBLIC SCHOOL PRESCHOOL	0.00	0.00	0.00	0.00	0.00	0.00	0.00	0.00
439-9012	PUBLIC SCHOOL PRESCHOOL	0.00	0.00	0.00	0.00	0.00	0.00	0.00	0.00
439-9013	PUBLIC SCHOOL PRESCHOOL	0.00	0.00	0.00	0.00	0.00	0.00	0.00	0.00
439-9014	PUBLIC SCHOOL PRESCHOOL	0.00	0.00	0.00	0.00	0.00	0.00	0.00	0.00
439-9015	PUBLIC SCHOOL PRESCHOOL	0.00	0.00	0.00	0.00	0.00	0.00	0.00	0.00
439-9016	PUBLIC SCHOOL PRESCHOOL	0.00	0.00	0.00	0.00	0.00	0.00	0.00	0.00
439-9017	PUBLIC SCHOOL PRESCHOOL	0.00	0.00	0.00	0.00	0.00	0.00	0.00	0.00
439-9018	EARLY CHILDHOOD EDUCATION 2018	0.00	0.00	0.00	0.00	0.00	0.00	0.00	0.00
439-9019	EARLY CHILDHOOD EDUCATION 2019	0.00	0.00	0.00	0.00	0.00	0.00	0.00	0.00
439-9020	EARLY CHILDHOOD EDUCATION 2020	0.00	0.00	0.00	0.00	0.00	0.00	0.00	0.00

FREMONT CITY SCHOOL DISTRICT
Cash Summary Report

Full Account Code	Description	Initial Cash	MTD Received	FYTD Received	MTD Expended	FYTD Expended	Fund Balance	Encumbrance	Unencumbered Balance
439-9021	EARLY CHILDHOOD EDUCATION 2021	\$ 0.00	\$ 0.00	\$ 0.00	\$ 0.00	\$ 0.00	\$ 0.00	\$ 0.00	\$ 0.00
439-9022	EARLY CHILDHOOD EDUCATION 2022	0.00	0.00	0.00	0.00	0.00	0.00	0.00	0.00
439-9023	EARLY CHILDHOOD EDUCATION 2023	0.00	0.00	0.00	0.00	0.00	0.00	0.00	0.00
439-9024	EARLY CHILDHOOD EDUCATION 2023	0.00	0.00	0.00	0.00	0.00	0.00	0.00	0.00
439-9025	PUBLIC SCHOOL PRESCHOOL	(160,777.50)	0.00	0.00	0.00	0.00	(160,777.50)	13,472.50	(174,250.00)
439-9026	PUBLIC SCHOOL PRESCHOOL	0.00	0.00	0.00	0.00	0.00	0.00	0.00	0.00
439-9115	EARLY CHILDHOOD EDUCATION 14-15	0.00	0.00	0.00	0.00	0.00	0.00	0.00	0.00
439-9116	PUBLIC SCHOOL PRESCHOOL	0.00	0.00	0.00	0.00	0.00	0.00	0.00	0.00
440-9005	ENTRY YEAR PROGRAMS	0.00	0.00	0.00	0.00	0.00	0.00	0.00	0.00
440-9008	ENTRY YEAR PROGRAMS	0.00	0.00	0.00	0.00	0.00	0.00	0.00	0.00
440-9009	ENTRY YEAR PROGRAMS	0.00	0.00	0.00	0.00	0.00	0.00	0.00	0.00
440-9106	ENTRY YEAR PROGRAMS	0.00	0.00	0.00	0.00	0.00	0.00	0.00	0.00
447-9005		0.00	0.00	0.00	0.00	0.00	0.00	0.00	0.00
450-9001	SCHOOLNET	0.00	0.00	0.00	0.00	0.00	0.00	0.00	0.00
450-9007	EQUIP/INFRASTRUCTURE	0.00	0.00	0.00	0.00	0.00	0.00	0.00	0.00
451-9006	EQUIP/INFRASTRUCTURE	0.00	0.00	0.00	0.00	0.00	0.00	0.00	0.00
451-9007	DATA COMMUNICATION FUND	0.00	0.00	0.00	0.00	0.00	0.00	0.00	0.00
451-9008	DATA COMMUNICATION FUND	0.00	0.00	0.00	0.00	0.00	0.00	0.00	0.00
451-9009	DATA COMMUNICATION FUND	0.00	0.00	0.00	0.00	0.00	0.00	0.00	0.00
451-9010	DATA COMMUNICATION FUND	0.00	0.00	0.00	0.00	0.00	0.00	0.00	0.00
451-9011	DATA COMMUNICATION FUND	0.00	0.00	0.00	0.00	0.00	0.00	0.00	0.00
451-9012	DATA COMMUNICATION FUND	0.00	0.00	0.00	0.00	0.00	0.00	0.00	0.00
451-9013	DATA COMMUNICATION FUND	0.00	0.00	0.00	0.00	0.00	0.00	0.00	0.00
451-9014	DATA COMMUNICATION FUND	0.00	0.00	0.00	0.00	0.00	0.00	0.00	0.00
451-9015	DATA COMMUNICATION FUND	0.00	0.00	0.00	0.00	0.00	0.00	0.00	0.00
451-9016	DATA COMMUNICATION FUND	0.00	0.00	0.00	0.00	0.00	0.00	0.00	0.00
451-9017	DATA COMMUNICATION FUND	0.00	0.00	0.00	0.00	0.00	0.00	0.00	0.00
451-9018	K-12 NETWORKING FY18	0.00	0.00	0.00	0.00	0.00	0.00	0.00	0.00
451-9019	OHIO K12 SUBSIDY FY19	0.00	0.00	0.00	0.00	0.00	0.00	0.00	0.00
451-9020	OHIO K12 SUBSIDY FY20	0.00	0.00	0.00	0.00	0.00	0.00	0.00	0.00
451-9021	Ohio K12 Network Subsidy	0.00	0.00	0.00	0.00	0.00	0.00	0.00	0.00
451-9022	Ohio K12 Network Subsidy	0.00	0.00	0.00	0.00	0.00	0.00	0.00	0.00
451-9023	Ohio K12 Network Subsidy	0.00	0.00	0.00	0.00	0.00	0.00	0.00	0.00
451-9024	DATA COMMUNICATION FUND	0.00	0.00	0.00	0.00	0.00	0.00	0.00	0.00
451-9025	DATA COMMUNICATION FUND	0.00	0.00	0.00	0.00	0.00	0.00	12,000.00	(12,000.00)

FREMONT CITY SCHOOL DISTRICT
Cash Summary Report

Full Account Code	Description	Initial Cash	MTD Received	FYTD Received	MTD Expended	FYTD Expended	Fund Balance	Encumbrance	Unencumbered Balance
452-9004	SCHOOLNET PROFESS. DEVELOPMENT	\$ 0.00	\$ 0.00	\$ 0.00	\$ 0.00	\$ 0.00	\$ 0.00	\$ 0.00	\$ 0.00
452-9005	SCHOOLNET PROFESS. DEVELOPMENT	0.00	0.00	0.00	0.00	0.00	0.00	0.00	0.00
452-9006	SCHOOLNET PROFESS. DEVELOPMENT	0.00	0.00	0.00	0.00	0.00	0.00	0.00	0.00
452-9007	SCHOOLNET PROFESS. DEVELOPMENT	0.00	0.00	0.00	0.00	0.00	0.00	0.00	0.00
452-9008	SCHOOLNET PROFESS. DEVELOPMENT	0.00	0.00	0.00	0.00	0.00	0.00	0.00	0.00
452-9009	SCHOOLNET PROFESS. DEVELOPMENT	0.00	0.00	0.00	0.00	0.00	0.00	0.00	0.00
452-9101	SCHOOLNET PROFESS. DEVELOPMENT	0.00	0.00	0.00	0.00	0.00	0.00	0.00	0.00
452-9102	SCHOOLNET PROFESS. DEVELOPMENT	0.00	0.00	0.00	0.00	0.00	0.00	0.00	0.00
459-9008	OHIO READS	0.00	0.00	0.00	0.00	0.00	0.00	0.00	0.00
459-9605	OHIO READS	0.00	0.00	0.00	0.00	0.00	0.00	0.00	0.00
460-9400	SUMMER INTERVENTION	0.00	0.00	0.00	0.00	0.00	0.00	0.00	0.00
460-9500	SUMMER INTERVENTION	0.00	0.00	0.00	0.00	0.00	0.00	0.00	0.00
467-0000	STUDENT WELLNESS & SUCCESS	0.00	0.00	0.00	0.00	0.00	0.00	0.00	0.00
494-9006		0.00	0.00	0.00	0.00	0.00	0.00	0.00	0.00
494-9007		0.00	0.00	0.00	0.00	0.00	0.00	0.00	0.00
494-9008		0.00	0.00	0.00	0.00	0.00	0.00	0.00	0.00
494-9009		0.00	0.00	0.00	0.00	0.00	0.00	0.00	0.00
494-9010		0.00	0.00	0.00	0.00	0.00	0.00	0.00	0.00
499-9001	MISCELLANEOUS STATE GRANT FUND	0.00	0.00	0.00	0.00	0.00	0.00	0.00	0.00
499-9002	MISCELLANEOUS STATE GRANT FUND	0.00	0.00	0.00	0.00	0.00	0.00	0.00	0.00
499-9003	MISCELLANEOUS STATE GRANT FUND	0.00	0.00	0.00	0.00	0.00	0.00	0.00	0.00
499-9004	MISCELLANEOUS STATE GRANT FUND	0.00	0.00	0.00	0.00	0.00	0.00	0.00	0.00
499-9005	MISCELLANEOUS STATE GRANT FUND	0.00	0.00	0.00	0.00	0.00	0.00	0.00	0.00
499-9006	MISCELLANEOUS STATE GRANT FUND	0.00	0.00	0.00	0.00	0.00	0.00	0.00	0.00
499-9007	MISCELLANEOUS STATE GRANT FUND	0.00	0.00	0.00	0.00	0.00	0.00	0.00	0.00
499-9009	MISCELLANEOUS STATE GRANT FUND	0.00	0.00	0.00	0.00	0.00	0.00	0.00	0.00
499-9010	ODNR CAPITAL IMPROVEMENT GRANT	0.00	0.00	0.00	0.00	0.00	0.00	0.00	0.00
499-9013	MISCELLANEOUS STATE	0.00	0.00	0.00	0.00	0.00	0.00	0.00	0.00

FREMONT CITY SCHOOL DISTRICT
Cash Summary Report

Full Account Code	Description	Initial Cash	MTD Received	FYTD Received	MTD Expended	FYTD Expended	Fund Balance	Encumbrance	Unencumbered Balance
	GRANT FUND								
499-9021	BUS GRANT FY21	\$ 0.00	\$ 0.00	\$ 0.00	\$ 0.00	\$ 0.00	\$ 0.00	\$ 0.00	\$ 0.00
499-9022	BUS GRANT FY22	0.00	0.00	0.00	0.00	0.00	0.00	0.00	0.00
499-9023	BUS GRANT FY22	0.00	0.00	0.00	0.00	0.00	0.00	0.00	0.00
499-9101	MISCELLANEOUS STATE GRANT FUND	0.00	0.00	0.00	0.00	0.00	0.00	0.00	0.00
499-9106	MISCELLANEOUS STATE GRANT FUND	0.00	0.00	0.00	0.00	0.00	0.00	0.00	0.00
499-9107	MISCELLANEOUS STATE GRANT FUND	0.00	0.00	0.00	0.00	0.00	0.00	0.00	0.00
499-9114	UNITED WAY PROJECT PASS	0.00	0.00	0.00	0.00	0.00	0.00	0.00	0.00
499-9115	UNITED WAY - PROJECT ATTEND	0.00	0.00	0.00	0.00	0.00	0.00	0.00	0.00
499-9116	UNITED WAY - MENTORSHIP PROGRAM	0.00	0.00	0.00	0.00	0.00	0.00	0.00	0.00
499-9520	DNR BOATING SAFETY GRANT	3,839.22	0.00	0.00	0.00	0.00	3,839.22	0.00	3,839.22
499-9521	FY2021 School Safety Training Grant	16,549.84	0.00	0.00	0.00	0.00	16,549.84	0.00	16,549.84
499-9900	MISCELLANEOUS STATE GRANT FUND	0.00	0.00	0.00	0.00	0.00	0.00	0.00	0.00
499-9904	MISCELLANEOUS STATE GRANT FUND	0.00	0.00	0.00	0.00	0.00	0.00	0.00	0.00
504-9011		0.00	0.00	0.00	0.00	0.00	0.00	0.00	0.00
504-9012		0.00	0.00	0.00	0.00	0.00	0.00	0.00	0.00
505-9003	INSTRUCT. PROGRAMS - MIGRANT	0.00	0.00	0.00	0.00	0.00	0.00	0.00	0.00
505-9004	INSTRUCT. PROGRAMS - MIGRANT	0.00	0.00	0.00	0.00	0.00	0.00	0.00	0.00
505-9005	INSTRUCT. PROGRAMS - MIGRANT	0.00	0.00	0.00	0.00	0.00	0.00	0.00	0.00
505-9006	INSTRUCT. PROGRAMS - MIGRANT	0.00	0.00	0.00	0.00	0.00	0.00	0.00	0.00
505-9007	INSTRUCT. PROGRAMS - MIGRANT	0.00	0.00	0.00	0.00	0.00	0.00	0.00	0.00
505-9008	INSTRUCT. PROGRAMS - MIGRANT	0.00	0.00	0.00	0.00	0.00	0.00	0.00	0.00
505-9009	INSTRUCT. PROGRAMS - MIGRANT	0.00	0.00	0.00	0.00	0.00	0.00	0.00	0.00
505-9010	INSTRUCT. PROGRAMS - MIGRANT	0.00	0.00	0.00	0.00	0.00	0.00	0.00	0.00
505-9011	INSTRUCT. PROGRAMS - MIGRANT	0.00	0.00	0.00	0.00	0.00	0.00	0.00	0.00
505-9012	INSTRUCT. PROGRAMS - MIGRANT	0.00	0.00	0.00	0.00	0.00	0.00	0.00	0.00
505-9013	INSTRUCT. PROGRAMS - MIGRANT	0.00	0.00	0.00	0.00	0.00	0.00	0.00	0.00

FREMONT CITY SCHOOL DISTRICT
Cash Summary Report

Full Account Code	Description	Initial Cash	MTD Received	FYTD Received	MTD Expended	FYTD Expended	Fund Balance	Encumbrance	Unencumbered Balance
505-9014	INSTRUCT. PROGRAMS - MIGRANT	\$ 0.00	\$ 0.00	\$ 0.00	\$ 0.00	\$ 0.00	\$ 0.00	\$ 0.00	\$ 0.00
505-9015	TITLE I-C MIGRANT 2015	0.00	0.00	0.00	0.00	0.00	0.00	0.00	0.00
505-9016	INSTRUCT. PROGRAMS - MIGRANT	0.00	0.00	0.00	0.00	0.00	0.00	0.00	0.00
505-9017	INSTRUCT. PROGRAMS - MIGRANT	0.00	0.00	0.00	0.00	0.00	0.00	0.00	0.00
505-9018	TITLE I-C MIGRANT 2018	0.00	0.00	0.00	0.00	0.00	0.00	0.00	0.00
506-9011	RACE TO THE TOP	0.00	0.00	0.00	0.00	0.00	0.00	0.00	0.00
506-9012	RACE TO THE TOP	0.00	0.00	0.00	0.00	0.00	0.00	0.00	0.00
506-9013	RACE TO THE TOP	0.00	0.00	0.00	0.00	0.00	0.00	0.00	0.00
506-9014	RACE TO THE TOP	0.00	0.00	0.00	0.00	0.00	0.00	0.00	0.00
506-9015	RACE TO THE TOP FY15	0.00	0.00	0.00	0.00	0.00	0.00	0.00	0.00
506-9112	RACE TO THE TOP	0.00	0.00	0.00	0.00	0.00	0.00	0.00	0.00
506-9113	RACE TO THE TOP	0.00	0.00	0.00	0.00	0.00	0.00	0.00	0.00
506-9114	RACE TO THE TOP	0.00	0.00	0.00	0.00	0.00	0.00	0.00	0.00
506-9414	RACE TO THE TOP-ENTRY YEAR ARRA EXPEND	0.00	0.00	0.00	0.00	0.00	0.00	0.00	0.00
507-9021	ESSER GRANT	0.00	0.00	0.00	0.00	0.00	0.00	0.00	0.00
507-9022	ESSER#2	0.00	0.00	0.00	0.00	0.00	0.00	0.00	0.00
507-9023	ARP ESSER	0.00	0.00	0.00	0.00	0.00	0.00	0.00	0.00
507-9024	ELEMENTARY AND SECONDARY SCHOOL EMERGENCY RELIEF FUND	0.00	0.00	0.00	0.00	0.00	0.00	0.00	0.00
507-9900	HOMELESSNESS ARP	0.00	0.00	0.00	0.00	0.00	0.00	0.00	0.00
507-9921	ESSER #3	0.00	0.00	0.00	0.00	0.00	0.00	0.00	0.00
509-9021	21ST CENTURY-HIGH SCHOOL YR 4	0.00	0.00	0.00	0.00	0.00	0.00	0.00	0.00
509-9022	21ST CENTURY-HIGH SCHOOL YR 4	0.00	0.00	0.00	0.00	0.00	0.00	0.00	0.00
509-9023	21ST CENTURY-HIGH SCHOOL YR 4	0.00	0.00	0.00	0.00	0.00	0.00	0.00	0.00
510-9000	CRF-Rural & Small Town	0.00	0.00	0.00	0.00	0.00	0.00	0.00	0.00
510-9021	Broadband Connectivity	0.00	0.00	0.00	0.00	0.00	0.00	0.00	0.00
510-9121	County School Relief Grant (CARES)	0.00	0.00	0.00	0.00	0.00	0.00	0.00	0.00
516-9003	IDEA PART B GRANTS	0.00	0.00	0.00	0.00	0.00	0.00	0.00	0.00
516-9004	IDEA PART B GRANTS	0.00	0.00	0.00	0.00	0.00	0.00	0.00	0.00
516-9005	IDEA PART B GRANTS	0.00	0.00	0.00	0.00	0.00	0.00	0.00	0.00
516-9006	IDEA PART B GRANTS	0.00	0.00	0.00	0.00	0.00	0.00	0.00	0.00
516-9007	IDEA PART B GRANTS	0.00	0.00	0.00	0.00	0.00	0.00	0.00	0.00
516-9008	IDEA PART B GRANTS	0.00	0.00	0.00	0.00	0.00	0.00	0.00	0.00
516-9009	IDEA PART B GRANTS	0.00	0.00	0.00	0.00	0.00	0.00	0.00	0.00

FREMONT CITY SCHOOL DISTRICT
Cash Summary Report

Full Account Code	Description	Initial Cash	MTD Received	FYTD Received	MTD Expended	FYTD Expended	Fund Balance	Encumbrance	Unencumbered Balance
516-9010	IDEA PART B GRANTS	\$ 0.00	\$ 0.00	\$ 0.00	\$ 0.00	\$ 0.00	\$ 0.00	\$ 0.00	\$ 0.00
516-9011	IDEA PART B GRANTS	0.00	0.00	0.00	0.00	0.00	0.00	0.00	0.00
516-9012	IDEA PART B GRANTS	0.00	0.00	0.00	0.00	0.00	0.00	0.00	0.00
516-9013	IDEA PART B GRANTS	0.00	0.00	0.00	0.00	0.00	0.00	0.00	0.00
516-9014	IDEA PART B GRANTS	0.00	0.00	0.00	0.00	0.00	0.00	0.00	0.00
516-9015	IDEA PART B GRANTS	0.00	0.00	0.00	0.00	0.00	0.00	0.00	0.00
516-9016	IDEA PART B GRANTS	0.00	0.00	0.00	0.00	0.00	0.00	0.00	0.00
516-9017	IDEA PART B GRANTS	0.00	0.00	0.00	0.00	0.00	0.00	0.00	0.00
516-9018	TITLE VI-B IDEA 2018	0.00	0.00	0.00	0.00	0.00	0.00	0.00	0.00
516-9019	TITLE VI-B IDEA 2019	0.00	0.00	0.00	0.00	0.00	0.00	0.00	0.00
516-9020	TITLE VI-B IDEA 2020	0.00	0.00	0.00	0.00	0.00	0.00	0.00	0.00
516-9021	TITLE VI-B IDEA 2021	0.00	0.00	0.00	0.00	0.00	0.00	0.00	0.00
516-9022	IDEA FY22	0.00	0.00	0.00	0.00	0.00	0.00	0.00	0.00
516-9023	IDEA FY23	0.00	0.00	0.00	0.00	0.00	0.00	0.00	0.00
516-9024	IDEA PART B GRANTS	(8,277.46)	0.00	0.00	10,422.29	10,422.29	(18,699.75)	0.00	(18,699.75)
516-9025	IDEA PART B GRANTS	(762,347.76)	0.00	0.00	11,088.13	11,088.13	(773,435.89)	3,692.95	(777,128.84)
516-9026	IDEA PART B GRANTS	0.00	0.00	0.00	5,080.31	5,080.31	(5,080.31)	39.82	(5,120.13)
516-9110	IDEA PART B GRANTS	0.00	0.00	0.00	0.00	0.00	0.00	0.00	0.00
516-9113	IDEA PART B GRANTS	0.00	0.00	0.00	0.00	0.00	0.00	0.00	0.00
516-9222	IDEA PART B GRANTS	0.00	0.00	0.00	0.00	0.00	0.00	0.00	0.00
516-9322	ARP IDEA PART B GRANTS	0.00	0.00	0.00	0.00	0.00	0.00	0.00	0.00
516-9323	IDEA PART B GRANTS	0.00	0.00	0.00	0.00	0.00	0.00	0.00	0.00
516-932N	IDEA PART B GRANTS	0.00	0.00	0.00	0.00	0.00	0.00	0.00	0.00
516-932O	IDEA PART B GRANTS	0.00	0.00	0.00	0.00	0.00	0.00	0.00	0.00
516-9414	IDEA PART B GRANTS	0.00	0.00	0.00	0.00	0.00	0.00	0.00	0.00
524-9006	VOC ED: CARL D. PERKINS - 1984	0.00	0.00	0.00	0.00	0.00	0.00	0.00	0.00
532-932N		0.00	0.00	0.00	0.00	0.00	0.00	0.00	0.00
533-9010	TITLE II D - TECHNOLOGY	0.00	0.00	0.00	0.00	0.00	0.00	0.00	0.00
533-9011	TITLE II D - TECHNOLOGY	0.00	0.00	0.00	0.00	0.00	0.00	0.00	0.00
536-9013	TITLE I SCHOOL IMPROVEMENT A	0.00	0.00	0.00	0.00	0.00	0.00	0.00	0.00
536-9014	TITLE I SCHOOL IMPROVEMENT A	0.00	0.00	0.00	0.00	0.00	0.00	0.00	0.00
536-9015	TITLE I-SCHOOL IMPROVEMENT-HAYES SCHOOL 2015	0.00	0.00	0.00	0.00	0.00	0.00	0.00	0.00
536-9016	TITLE I-SCHOOL IMPROVEMENT-HAYES 2015-2016	0.00	0.00	0.00	0.00	0.00	0.00	0.00	0.00
536-9925	TITLE I SCHOOL IMPROVEMENT A	(5,400.00)	5,400.00	5,400.00	8,993.75	8,993.75	(8,993.75)	0.00	(8,993.75)
551-9005	LIMITED ENGLISH	0.00	0.00	0.00	0.00	0.00	0.00	0.00	0.00

FREMONT CITY SCHOOL DISTRICT
Cash Summary Report

Full Account Code	Description	Initial Cash	MTD Received	FYTD Received	MTD Expended	FYTD Expended	Fund Balance	Encumbrance	Unencumbered Balance
551-9006	PROFICIENCY LIMITED ENGLISH PROFICIENCY	\$ 0.00	\$ 0.00	\$ 0.00	\$ 0.00	\$ 0.00	\$ 0.00	\$ 0.00	\$ 0.00
551-9007	LIMITED ENGLISH PROFICIENCY	0.00	0.00	0.00	0.00	0.00	0.00	0.00	0.00
551-9008	LIMITED ENGLISH PROFICIENCY	0.00	0.00	0.00	0.00	0.00	0.00	0.00	0.00
551-9009	LIMITED ENGLISH PROFICIENCY	0.00	0.00	0.00	0.00	0.00	0.00	0.00	0.00
551-9010	LIMITED ENGLISH PROFICIENCY	0.00	0.00	0.00	0.00	0.00	0.00	0.00	0.00
551-9011	LIMITED ENGLISH PROFICIENCY	0.00	0.00	0.00	0.00	0.00	0.00	0.00	0.00
551-9012	LIMITED ENGLISH PROFICIENCY	0.00	0.00	0.00	0.00	0.00	0.00	0.00	0.00
551-9013	LIMITED ENGLISH PROFICIENCY	0.00	0.00	0.00	0.00	0.00	0.00	0.00	0.00
551-9014	LIMITED ENGLISH PROFICIENCY	0.00	0.00	0.00	0.00	0.00	0.00	0.00	0.00
551-9015	LIMITED ENGLISH PROFICIENCY	0.00	0.00	0.00	0.00	0.00	0.00	0.00	0.00
551-9016	LIMITED ENGLISH PROFICIENCY	0.00	0.00	0.00	0.00	0.00	0.00	0.00	0.00
551-9017	LIMITED ENGLISH PROFICIENCY	0.00	0.00	0.00	0.00	0.00	0.00	0.00	0.00
551-9018	TITLE II - LEP 2018	0.00	0.00	0.00	0.00	0.00	0.00	0.00	0.00
551-9019	TITLE II - LEP 2019	0.00	0.00	0.00	0.00	0.00	0.00	0.00	0.00
551-9020	TITLE III-LEP 2020	0.00	0.00	0.00	0.00	0.00	0.00	0.00	0.00
551-9021	TITLE III-LEP 2020	0.00	0.00	0.00	0.00	0.00	0.00	0.00	0.00
551-9022	TITLE III-LEP FY22	0.00	0.00	0.00	0.00	0.00	0.00	0.00	0.00
551-9023	TITLE III-LEP FY22	0.00	0.00	0.00	0.00	0.00	0.00	0.00	0.00
551-9024	TITLE III-LEP FY22	0.00	0.00	0.00	0.00	0.00	0.00	0.00	0.00
551-9026	TITLE III-LEP FY22	0.00	0.00	0.00	0.00	0.00	0.00	0.00	0.00
551-9105	LIMITED ENGLISH PROFICIENCY	0.00	0.00	0.00	0.00	0.00	0.00	0.00	0.00
572-9001	TITLE I DISADVANTAGED CHILDREN	0.00	0.00	0.00	0.00	0.00	0.00	0.00	0.00
572-9002	TITLE I DISADVANTAGED CHILDREN	0.00	0.00	0.00	0.00	0.00	0.00	0.00	0.00
572-9003	TITLE I DISADVANTAGED CHILDREN	0.00	0.00	0.00	0.00	0.00	0.00	0.00	0.00
572-9004	TITLE I DISADVANTAGED CHILDREN	0.00	0.00	0.00	0.00	0.00	0.00	0.00	0.00
572-9005	TITLE I DISADVANTAGED CHILDREN	0.00	0.00	0.00	0.00	0.00	0.00	0.00	0.00
572-9006	TITLE I DISADVANTAGED	0.00	0.00	0.00	0.00	0.00	0.00	0.00	0.00

FREMONT CITY SCHOOL DISTRICT
Cash Summary Report

Full Account Code	Description	Initial Cash	MTD Received	FYTD Received	MTD Expended	FYTD Expended	Fund Balance	Encumbrance	Unencumbered Balance
	CHILDREN								
572-9007	TITLE I DISADVANTAGED CHILDREN	\$ 0.00	\$ 0.00	\$ 0.00	\$ 0.00	\$ 0.00	\$ 0.00	\$ 0.00	\$ 0.00
572-9008	TITLE I DISADVANTAGED CHILDREN	0.00	0.00	0.00	0.00	0.00	0.00	0.00	0.00
572-9009	TITLE I DISADVANTAGED CHILDREN	0.00	0.00	0.00	0.00	0.00	0.00	0.00	0.00
572-9010	TITLE I DISADVANTAGED CHILDREN	0.00	0.00	0.00	0.00	0.00	0.00	0.00	0.00
572-9011	TITLE I DISADVANTAGED CHILDREN	0.00	0.00	0.00	0.00	0.00	0.00	0.00	0.00
572-9012	TITLE I DISADVANTAGED CHILDREN	0.00	0.00	0.00	0.00	0.00	0.00	0.00	0.00
572-9013	TITLE I DISADVANTAGED CHILDREN	0.00	0.00	0.00	0.00	0.00	0.00	0.00	0.00
572-9014	TITLE I DISADVANTAGED CHILDREN	0.00	0.00	0.00	0.00	0.00	0.00	0.00	0.00
572-9015	TITLE I DISADVANTAGED CHILDREN	0.00	0.00	0.00	0.00	0.00	0.00	0.00	0.00
572-9016	TITLE I DISADVANTAGED CHILDREN	0.00	0.00	0.00	0.00	0.00	0.00	0.00	0.00
572-9017	TITLE I - 2017	0.00	0.00	0.00	0.00	0.00	0.00	0.00	0.00
572-9018	TITLE I - 2018	0.00	0.00	0.00	0.00	0.00	0.00	0.00	0.00
572-9019	TITLE I - 2019	0.00	0.00	0.00	0.00	0.00	0.00	0.00	0.00
572-9020	TITLE I 9020	0.00	0.00	0.00	0.00	0.00	0.00	0.00	0.00
572-9021	TITLE I FY21	0.00	0.00	0.00	0.00	0.00	0.00	0.00	0.00
572-9022	TITLE I FY22	0.00	0.00	0.00	0.00	0.00	0.00	0.00	0.00
572-9023	TITLE I FY2023	0.00	0.00	0.00	0.00	0.00	0.00	425.00	(425.00)
572-9024	TITLE I FY2023	0.00	0.00	0.00	0.00	0.00	0.00	0.00	0.00
572-9025	TITLE I FY2023	(81,108.14)	70,639.51	70,639.51	62,962.96	62,962.96	(73,431.59)	6,842.77	(80,274.36)
572-9026	TITLE I FY2023	0.00	0.00	0.00	41,387.69	41,387.69	(41,387.69)	754.64	(42,142.33)
572-9103	TITLE I DISADVANTAGED CHILDREN	0.00	0.00	0.00	0.00	0.00	0.00	0.00	0.00
572-9104	TITLE I DISADVANTAGED CHILDREN	0.00	0.00	0.00	0.00	0.00	0.00	0.00	0.00
572-9105	TITLE I DISADVANTAGED CHILDREN	0.00	0.00	0.00	0.00	0.00	0.00	0.00	0.00
572-9106	TITLE I DISADVANTAGED CHILDREN	0.00	0.00	0.00	0.00	0.00	0.00	0.00	0.00
572-9107	TITLE I DISADVANTAGED CHILDREN	0.00	0.00	0.00	0.00	0.00	0.00	0.00	0.00
572-9206	TITLE I DISADVANTAGED CHILDREN	0.00	0.00	0.00	0.00	0.00	0.00	0.00	0.00
572-9207	TITLE I DISADVANTAGED CHILDREN	0.00	0.00	0.00	0.00	0.00	0.00	0.00	0.00
572-9208	TITLE I DISADVANTAGED CHILDREN	0.00	0.00	0.00	0.00	0.00	0.00	0.00	0.00

FREMONT CITY SCHOOL DISTRICT
Cash Summary Report

Full Account Code	Description	Initial Cash	MTD Received	FYTD Received	MTD Expended	FYTD Expended	Fund Balance	Encumbrance	Unencumbered Balance
	CHILDREN								
572-9209	TITLE I DISADVANTAGED CHILDREN	\$ 0.00	\$ 0.00	\$ 0.00	\$ 0.00	\$ 0.00	\$ 0.00	\$ 0.00	\$ 0.00
572-9210	TITLE I DISADVANTAGED CHILDREN	0.00	0.00	0.00	0.00	0.00	0.00	0.00	0.00
572-9305	TITLE I DISADVANTAGED CHILDREN	0.00	0.00	0.00	0.00	0.00	0.00	0.00	0.00
572-9306	TITLE I DISADVANTAGED CHILDREN	0.00	0.00	0.00	0.00	0.00	0.00	0.00	0.00
572-9307	TITLE I DISADVANTAGED CHILDREN	0.00	0.00	0.00	0.00	0.00	0.00	0.00	0.00
572-9308	TITLE I DISADVANTAGED CHILDREN	0.00	0.00	0.00	0.00	0.00	0.00	0.00	0.00
572-9309	TITLE I DISADVANTAGED CHILDREN	0.00	0.00	0.00	0.00	0.00	0.00	0.00	0.00
572-9310	TITLE I DISADVANTAGED CHILDREN	0.00	0.00	0.00	0.00	0.00	0.00	0.00	0.00
572-9311	TITLE I DISADVANTAGED CHILDREN	0.00	0.00	0.00	0.00	0.00	0.00	0.00	0.00
572-9312	TITLE I DISADVANTAGED CHILDREN	0.00	0.00	0.00	0.00	0.00	0.00	0.00	0.00
572-9313	TITLE I DISADVANTAGED CHILDREN	0.00	0.00	0.00	0.00	0.00	0.00	0.00	0.00
572-9314	TITLE I DISADVANTAGED CHILDREN	0.00	0.00	0.00	0.00	0.00	0.00	0.00	0.00
572-9315	TITLE I DISADVANTAGED CHILDREN	0.00	0.00	0.00	0.00	0.00	0.00	0.00	0.00
572-9316	TITLE I DISADVANTAGED CHILDREN	0.00	0.00	0.00	0.00	0.00	0.00	0.00	0.00
572-9317	TITLE I DISADVANTAGED CHILDREN	0.00	0.00	0.00	0.00	0.00	0.00	0.00	0.00
572-9318	TITLE I-D DELINQUENT 2018	0.00	0.00	0.00	0.00	0.00	0.00	0.00	0.00
572-9319	TITLE I-D DELINQUENT 2019	0.00	0.00	0.00	0.00	0.00	0.00	0.00	0.00
572-9320	TITLE I-D DELINQUENT 2020	0.00	0.00	0.00	0.00	0.00	0.00	0.00	0.00
572-9321	TITLE I-D DELINQUENT 2021	0.00	0.00	0.00	0.00	0.00	0.00	0.00	0.00
572-9322	TITLE I-D DELINQUENT 2022	0.00	0.00	0.00	0.00	0.00	0.00	0.00	0.00
572-9323	TITLE I DISADVANTAGED CHILDREN	0.00	0.00	0.00	0.00	0.00	0.00	0.00	0.00
572-9324	TITLE I DISADVANTAGED CHILDREN	0.00	11,272.65	11,272.65	0.00	0.00	11,272.65	0.00	11,272.65
572-9325	TITLE I DISADVANTAGED CHILDREN	(1,459.52)	0.00	0.00	1,125.05	1,125.05	(2,584.57)	0.00	(2,584.57)
572-9326	TITLE I DISADVANTAGED CHILDREN	0.00	0.00	0.00	1,125.05	1,125.05	(1,125.05)	0.00	(1,125.05)
572-932N	TITLE I DISADVANTAGED CHILDREN	0.00	0.00	0.00	0.00	0.00	0.00	0.00	0.00
572-932O	TITLE I DISADVANTAGED CHILDREN	0.00	0.00	0.00	0.00	0.00	0.00	0.00	0.00

FREMONT CITY SCHOOL DISTRICT
Cash Summary Report

Full Account Code	Description	Initial Cash	MTD Received	FYTD Received	MTD Expended	FYTD Expended	Fund Balance	Encumbrance	Unencumbered Balance
	CHILDREN								
572-9414	TITLE I DISADVANTAGED CHILDREN	\$ 0.00	\$ 0.00	\$ 0.00	\$ 0.00	\$ 0.00	\$ 0.00	\$ 0.00	\$ 0.00
572-9421	TITLE I EXPANDING OPPORTUNITIES EACH CHILD	0.00	0.00	0.00	0.00	0.00	0.00	0.00	0.00
572-953K	TITLE I DISADVANTAGED CHILDREN	0.00	0.00	0.00	0.00	0.00	0.00	0.00	0.00
572-953L	TITLE I DISADVANTAGED CHILDREN	0.00	0.00	0.00	0.00	0.00	0.00	0.00	0.00
572-953Q	TITLE I DISADVANTAGED CHILDREN	0.00	0.00	0.00	0.00	0.00	0.00	0.00	0.00
572-953R	TITLE I DISADVANTAGED CHILDREN	0.00	0.00	0.00	0.00	0.00	0.00	0.00	0.00
572-9902	TITLE I DISADVANTAGED CHILDREN	0.00	0.00	0.00	0.00	0.00	0.00	0.00	0.00
572-9903	TITLE I DISADVANTAGED CHILDREN	0.00	0.00	0.00	0.00	0.00	0.00	0.00	0.00
572-9904	TITLE I DISADVANTAGED CHILDREN	0.00	0.00	0.00	0.00	0.00	0.00	0.00	0.00
572-9925	TITLE I DISADVANTAGED CHILDREN	(9,813.13)	0.00	0.00	359.10	359.10	(10,172.23)	13.49	(10,185.72)
573-9005	TITLE V INNOVATIVE EDUC PGM	0.00	0.00	0.00	0.00	0.00	0.00	0.00	0.00
573-9006	TITLE V INNOVATIVE EDUC PGM	0.00	0.00	0.00	0.00	0.00	0.00	0.00	0.00
573-9007	TITLE V INNOVATIVE EDUC PGM	0.00	0.00	0.00	0.00	0.00	0.00	0.00	0.00
573-9008	TITLE V INNOVATIVE EDUC PGM	0.00	0.00	0.00	0.00	0.00	0.00	0.00	0.00
573-9009	TITLE V INNOVATIVE EDUC PGM	0.00	0.00	0.00	0.00	0.00	0.00	0.00	0.00
573-9010	TITLE V INNOVATIVE EDUC PGM	0.00	0.00	0.00	0.00	0.00	0.00	0.00	0.00
584-9005	TITLE IV, PART A, STUDENT SUPPORT AND ACADEMIC ENRICHMENT PROGRAMS	0.00	0.00	0.00	0.00	0.00	0.00	0.00	0.00
584-9006	TITLE IV, PART A, STUDENT SUPPORT AND ACADEMIC ENRICHMENT PROGRAMS	0.00	0.00	0.00	0.00	0.00	0.00	0.00	0.00
584-9007	TITLE IV, PART A, STUDENT SUPPORT AND ACADEMIC ENRICHMENT PROGRAMS	0.00	0.00	0.00	0.00	0.00	0.00	0.00	0.00
584-9008	TITLE IV, PART A, STUDENT SUPPORT AND ACADEMIC ENRICHMENT PROGRAMS	0.00	0.00	0.00	0.00	0.00	0.00	0.00	0.00
584-9009	TITLE IV, PART A, STUDENT SUPPORT AND ACADEMIC ENRICHMENT PROGRAMS	0.00	0.00	0.00	0.00	0.00	0.00	0.00	0.00

FREMONT CITY SCHOOL DISTRICT
Cash Summary Report

Full Account Code	Description	Initial Cash	MTD Received	FYTD Received	MTD Expended	FYTD Expended	Fund Balance	Encumbrance	Unencumbered Balance
584-9010	TITLE IV, PART A, STUDENT SUPPORT AND ACADEMIC ENRICHMENT PROGRAMS	\$ 0.00	\$ 0.00	\$ 0.00	\$ 0.00	\$ 0.00	\$ 0.00	\$ 0.00	\$ 0.00
584-9011	TITLE IV, PART A, STUDENT SUPPORT AND ACADEMIC ENRICHMENT PROGRAMS	0.00	0.00	0.00	0.00	0.00	0.00	0.00	0.00
584-9022	TITLE IV, PART A, STUDENT SUPPORT AND ACADEMIC ENRICHMENT PROGRAMS	0.00	0.00	0.00	0.00	0.00	0.00	0.00	0.00
584-9023	TITLE IV, PART A, STUDENT SUPPORT AND ACADEMIC ENRICHMENT PROGRAMS	0.00	0.00	0.00	0.00	0.00	0.00	0.00	0.00
584-9024	TITLE IV, PART A, STUDENT SUPPORT AND ACADEMIC ENRICHMENT PROGRAMS	0.00	0.00	0.00	0.00	0.00	0.00	0.00	0.00
584-9025	TITLE IV, PART A, STUDENT SUPPORT AND ACADEMIC ENRICHMENT PROGRAMS	(11,192.11)	7,996.00	7,996.00	20,114.28	20,114.28	(23,310.39)	3,102.26	(26,412.65)
584-9026	TITLE IV, PART A, STUDENT SUPPORT AND ACADEMIC ENRICHMENT PROGRAMS	0.00	0.00	0.00	0.00	0.00	0.00	0.00	0.00
587-9017	ECSE FY17	0.00	0.00	0.00	0.00	0.00	0.00	0.00	0.00
587-9018	EARLY CHILDHOOD SPECIAL EDUCATION	0.00	0.00	0.00	0.00	0.00	0.00	0.00	0.00
587-9019	EARLY CHILDHOOD SPECIAL EDUCATION	0.00	0.00	0.00	0.00	0.00	0.00	0.00	0.00
587-9020	ESC	0.00	0.00	0.00	0.00	0.00	0.00	0.00	0.00
587-9023	IDEA PRESCHOOL-HANDICAPPED	0.00	0.00	0.00	0.00	0.00	0.00	0.00	0.00
587-9024	IDEA PRESCHOOL-HANDICAPPED	0.00	0.00	0.00	0.00	0.00	0.00	0.00	0.00
587-9025	IDEA PRESCHOOL-HANDICAPPED	0.00	0.00	0.00	0.00	0.00	0.00	0.00	0.00
587-9026	IDEA PRESCHOOL-HANDICAPPED	0.00	0.00	0.00	0.00	0.00	0.00	0.00	0.00
587-9119	6B RESTORATION	0.00	0.00	0.00	0.00	0.00	0.00	0.00	0.00
590-9004	IMPROVING TEACHER QUALITY	0.00	0.00	0.00	0.00	0.00	0.00	0.00	0.00
590-9005	IMPROVING TEACHER QUALITY	0.00	0.00	0.00	0.00	0.00	0.00	0.00	0.00
590-9006	IMPROVING TEACHER QUALITY	0.00	0.00	0.00	0.00	0.00	0.00	0.00	0.00
590-9007	IMPROVING TEACHER QUALITY	0.00	0.00	0.00	0.00	0.00	0.00	0.00	0.00
590-9008	IMPROVING TEACHER QUALITY	0.00	0.00	0.00	0.00	0.00	0.00	0.00	0.00
590-9009	IMPROVING TEACHER QUALITY	0.00	0.00	0.00	0.00	0.00	0.00	0.00	0.00
590-9010	IMPROVING TEACHER QUALITY	0.00	0.00	0.00	0.00	0.00	0.00	0.00	0.00
590-9011	IMPROVING TEACHER QUALITY	0.00	0.00	0.00	0.00	0.00	0.00	0.00	0.00
590-9012	IMPROVING TEACHER QUALITY	0.00	0.00	0.00	0.00	0.00	0.00	0.00	0.00
590-9013	IMPROVING TEACHER QUALITY	0.00	0.00	0.00	0.00	0.00	0.00	0.00	0.00

FREMONT CITY SCHOOL DISTRICT
Cash Summary Report

Full Account Code	Description	Initial Cash	MTD Received	FYTD Received	MTD Expended	FYTD Expended	Fund Balance	Encumbrance	Unencumbered Balance
590-9014	IMPROVING TEACHER QUALITY	\$ 0.00	\$ 0.00	\$ 0.00	\$ 0.00	\$ 0.00	\$ 0.00	\$ 0.00	\$ 0.00
590-9015	IMPROVING TEACHER QUALITY	0.00	0.00	0.00	0.00	0.00	0.00	0.00	0.00
590-9016	IMPROVING TEACHER QUALITY	0.00	0.00	0.00	0.00	0.00	0.00	0.00	0.00
590-9017	IMPROVING TEACHER QUALITY	0.00	0.00	0.00	0.00	0.00	0.00	0.00	0.00
590-9018	TITLE II-A TEACHER QUALITY 2018	0.00	0.00	0.00	0.00	0.00	0.00	0.00	0.00
590-9019	TITLE II-A SUPPORTING EFFECTIVE INSTR 2019	0.00	0.00	0.00	0.00	0.00	0.00	0.00	0.00
590-9020	TITLE II-A SUPPORTING EFFECTIVE INSTR 2020	0.00	0.00	0.00	0.00	0.00	0.00	0.00	0.00
590-9021	TITLE II-A SUPPORTING EFFECTIVE INSTR 2021	0.00	0.00	0.00	0.00	0.00	0.00	0.00	0.00
590-9022	TITLE II-A SUPPORTING EFFECTIVE INSTR 2022	0.00	0.00	0.00	0.00	0.00	0.00	0.00	0.00
590-9023	TITLE II-A SUPPORTING EFFECTIVE INSTR 2022	0.00	0.00	0.00	0.00	0.00	0.00	0.00	0.00
590-9024	TITLE II-A SUPPORTING EFFECTIVE INSTR 2022	0.00	28,442.30	28,442.30	0.00	0.00	28,442.30	0.00	28,442.30
590-9025	TITLE II-A SUPPORTING EFFECTIVE INSTR 2022	(31,900.16)	0.00	0.00	6,142.53	6,142.53	(38,042.69)	7,553.38	(45,596.07)
590-9026	TITLE II-A SUPPORTING EFFECTIVE INSTR 2022	0.00	0.00	0.00	5,278.78	5,278.78	(5,278.78)	46.18	(5,324.96)
590-9109	IMPROVING TEACHER QUALITY	0.00	0.00	0.00	0.00	0.00	0.00	0.00	0.00
590-9110	IMPROVING TEACHER QUALITY	0.00	0.00	0.00	0.00	0.00	0.00	0.00	0.00
590-9111	IMPROVING TEACHER QUALITY	0.00	0.00	0.00	0.00	0.00	0.00	0.00	0.00
590-9112	IMPROVING TEACHER QUALITY	0.00	0.00	0.00	0.00	0.00	0.00	0.00	0.00
590-9113	IMPROVING TEACHER QUALITY	0.00	0.00	0.00	0.00	0.00	0.00	0.00	0.00
590-9921	DIVERSIFYING THE ED. PROFESSION	0.00	0.00	0.00	0.00	0.00	0.00	0.00	0.00
590-9922	DIVERSIFYING THE ED. PROFESSION	0.00	0.00	0.00	0.00	0.00	0.00	0.00	0.00
590-9923	DIVERSIFYING THE ED. PROFESSION	0.00	0.00	0.00	0.00	0.00	0.00	0.00	0.00
590-9991	EDUCATORS RISING GRANT	2,018.46	0.00	0.00	0.00	0.00	2,018.46	0.00	2,018.46
590-9992	IMPROVING TEACHER QUALITY	0.00	0.00	0.00	0.00	0.00	0.00	0.00	0.00
590-9993	EDUCATORS RISING GRANT	0.00	0.00	0.00	0.00	0.00	0.00	0.00	0.00
591-9010	EARLY LEARNING INITIATIVES	0.00	0.00	0.00	0.00	0.00	0.00	0.00	0.00
591-9011	EARLY LEARNING INITIATIVES	0.00	0.00	0.00	0.00	0.00	0.00	0.00	0.00
599-0000	MISCELLANEOUS FED. GRANT FUND	0.00	0.00	0.00	0.00	0.00	0.00	0.00	0.00
599-9000	FARM TO SCHOOL - ATKINSON	100.00	0.00	0.00	0.00	0.00	100.00	0.00	100.00
599-9001	FARM TO SCHOOL - HAYES	100.00	0.00	0.00	0.00	0.00	100.00	0.00	100.00
599-9002	FARM TO SCHOOL - OTIS	100.00	0.00	0.00	0.00	0.00	100.00	0.00	100.00
599-9005	MISCELLANEOUS FED. GRANT FUND	0.00	0.00	0.00	0.00	0.00	0.00	0.00	0.00

FREMONT CITY SCHOOL DISTRICT
Cash Summary Report

Full Account Code	Description	Initial Cash	MTD Received	FYTD Received	MTD Expended	FYTD Expended	Fund Balance	Encumbrance	Unencumbered Balance
599-9006	MISCELLANEOUS FED. GRANT FUND	\$ 0.00	\$ 0.00	\$ 0.00	\$ 0.00	\$ 0.00	\$ 0.00	\$ 0.00	\$ 0.00
599-9007	MISCELLANEOUS FED. GRANT FUND	0.00	0.00	0.00	0.00	0.00	0.00	0.00	0.00
599-9008	MISCELLANEOUS FED. GRANT FUND	0.00	0.00	0.00	0.00	0.00	0.00	0.00	0.00
599-9009	MISCELLANEOUS FED. GRANT FUND	0.00	0.00	0.00	0.00	0.00	0.00	0.00	0.00
599-9012	MISCELLANEOUS FED. GRANT FUND	0.00	0.00	0.00	0.00	0.00	0.00	0.00	0.00
599-9013	MISCELLANEOUS FED. GRANT FUND	0.00	0.00	0.00	0.00	0.00	0.00	0.00	0.00
599-9014	MISCELLANEOUS FED. GRANT FUND	0.00	0.00	0.00	0.00	0.00	0.00	0.00	0.00
599-9018	TITLE IV-A SSAE	0.00	0.00	0.00	0.00	0.00	0.00	0.00	0.00
599-9019	TITLE IV-A STUDENT SUPPORT & ACADEMIC ENRICH	0.00	0.00	0.00	0.00	0.00	0.00	0.00	0.00
599-9020	TITLE IV-A STUDENT SUPPORT & ACADEMIC 2020	0.00	0.00	0.00	0.00	0.00	0.00	0.00	0.00
599-9021	TITLE IV-A STUDENT SUPPORT & ACADEMIC 2021	0.00	0.00	0.00	0.00	0.00	0.00	0.00	0.00
599-9022	TITLE IV-A STUDENT SUPPORT & ACADEMIC 2022	0.00	0.00	0.00	0.00	0.00	0.00	0.00	0.00
599-9023	TITLE IV-A STUDENT SUPPORT & ACADEMIC 2022	0.00	0.00	0.00	0.00	0.00	0.00	0.00	0.00
599-9024	MISCELLANEOUS FED. GRANT FUND	14,557.45	0.00	0.00	0.00	0.00	14,557.45	0.00	14,557.45
599-9025	MISCELLANEOUS FED. GRANT FUND	0.00	0.00	0.00	0.00	0.00	0.00	0.00	0.00
599-9101	MISCELLANEOUS FED. GRANT FUND	0.00	0.00	0.00	0.00	0.00	0.00	0.00	0.00
599-9105	MISCELLANEOUS FED. GRANT FUND	0.00	0.00	0.00	0.00	0.00	0.00	0.00	0.00
599-9106	MISCELLANEOUS FED. GRANT FUND	0.00	0.00	0.00	0.00	0.00	0.00	0.00	0.00
599-9107	MISCELLANEOUS FED. GRANT FUND	0.00	0.00	0.00	0.00	0.00	0.00	0.00	0.00
599-9108	MISCELLANEOUS FED. GRANT FUND	0.00	0.00	0.00	0.00	0.00	0.00	0.00	0.00
599-9111	MISCELLANEOUS FED. GRANT FUND	0.00	0.00	0.00	0.00	0.00	0.00	0.00	0.00
599-9112	MISCELLANEOUS FED. GRANT FUND	0.00	0.00	0.00	0.00	0.00	0.00	0.00	0.00
599-9113	MISCELLANEOUS FED. GRANT FUND	0.00	0.00	0.00	0.00	0.00	0.00	0.00	0.00
599-9205	MISCELLANEOUS FED. GRANT FUND	0.00	0.00	0.00	0.00	0.00	0.00	0.00	0.00
599-9207	MISCELLANEOUS FED. GRANT	0.00	0.00	0.00	0.00	0.00	0.00	0.00	0.00

FREMONT CITY SCHOOL DISTRICT
Cash Summary Report

Full Account Code	Description	Initial Cash	MTD Received	FYTD Received	MTD Expended	FYTD Expended	Fund Balance	Encumbrance	Unencumbered Balance
	FUND								
599-9208	21ST CENTURY - FMS	\$ 0.00	\$ 0.00	\$ 0.00	\$ 0.00	\$ 0.00	\$ 0.00	\$ 0.00	\$ 0.00
599-9209	MISCELLANEOUS FED. GRANT FUND	0.00	0.00	0.00	0.00	0.00	0.00	0.00	0.00
599-9305	MISCELLANEOUS FED. GRANT FUND	0.00	0.00	0.00	0.00	0.00	0.00	0.00	0.00
599-9306	MISCELLANEOUS FED. GRANT FUND	0.00	0.00	0.00	0.00	0.00	0.00	0.00	0.00
599-9308	21ST CENTURY - HIGH SCHOOL	0.00	0.00	0.00	0.00	0.00	0.00	0.00	0.00
599-9313	21ST CENTURY-LEARNING FOR A LIFETIME YR3	0.00	0.00	0.00	0.00	0.00	0.00	0.00	0.00
599-9318	21ST CENTURY-HIGH SCHOOL YR 2	0.00	0.00	0.00	0.00	0.00	0.00	0.00	0.00
599-9328	21ST CENTURY-HIGH SCHOOL YR 3	0.00	0.00	0.00	0.00	0.00	0.00	0.00	0.00
599-9320	MISCELLANEOUS FED. GRANT FUND	0.00	0.00	0.00	0.00	0.00	0.00	0.00	0.00
599-9406	MISCELLANEOUS FED. GRANT FUND	0.00	0.00	0.00	0.00	0.00	0.00	0.00	0.00
599-9413	MISC. FED. GRANT	0.00	0.00	0.00	0.00	0.00	0.00	0.00	0.00
599-9414	MISCELLANEOUS FED. GRANT FUND	0.00	0.00	0.00	0.00	0.00	0.00	0.00	0.00
599-9416	MISCELLANEOUS FED. GRANT FUND	0.00	0.00	0.00	0.00	0.00	0.00	0.00	0.00
599-9417	LOW INCOME POVERTY GRANT 2017	0.00	0.00	0.00	0.00	0.00	0.00	0.00	0.00
599-9418	RURAL LOW POVERTY INCOME FY18	0.00	0.00	0.00	0.00	0.00	0.00	0.00	0.00
599-9419	RURAL LOW POVERTY INCOME FY19	0.00	0.00	0.00	0.00	0.00	0.00	0.00	0.00
599-9420	US FISH AND WILDLIFE Service	0.00	0.00	0.00	0.00	0.00	0.00	0.00	0.00
599-9428	21ST CENTURY-HIGH SCHOOL YR 4	0.00	0.00	0.00	0.00	0.00	0.00	0.00	0.00
599-9511	21st CENTURY-INNOVATION	0.00	0.00	0.00	0.00	0.00	0.00	0.00	0.00
599-9513	21ST CENTURY - YR 5 2017	0.00	0.00	0.00	0.00	0.00	0.00	0.00	0.00
599-9519	NSLF EQUIPMENT - STAMM	0.00	0.00	0.00	0.00	0.00	0.00	0.00	0.00
599-9901	SAFETY GRANT	22,960.15	0.00	0.00	0.00	0.00	22,960.15	0.00	22,960.15
599-9993	MISCELLANEOUS FED. GRANT FUND	0.00	0.00	0.00	0.00	0.00	0.00	0.00	0.00
Grand Total		\$ 34,115,260.35	\$ 15,366,761.14	\$ 15,366,761.14	\$ 5,896,935.02	\$ 5,896,935.02	\$ 43,585,086.47	\$ 15,210,326.78	\$ 28,374,759.69

FREMONT CITY SCHOOL DISTRICT

Self-Funded Insurance Program

July 31, 2025

Beginning Balance - July 1, 2025

\$671,488.47

REVENUE

Board of Education Contributions	\$ 437,381.54
Employee Contributions	\$58,564.56
Sun Life Reimbursement	
Express Scripts Rebate	\$ 25.00

Total Revenue

\$ 495,971.10

EXPENDITURES

Medical Claims	\$ 93,816.38
Dental Claims	\$ 35,041.90
Prescription Drug Claims	\$ 30,432.83
Vision Claims	\$ 3,444.76

Administrative Fees:	\$ 84,421.15
Medical Health Services	
Dental	\$ 1,753.20
Express Scripts	
Vision Service Plan	\$ 579.12
Stop Loss Insurance	\$ 78,611.00
Broker Fees	\$ 3,477.83

Total Expenditures

\$ 247,157.02

Monthly Profit/(Loss)

\$ 248,814.08

Ending Balance - July 31, 2025

\$920,302.55

FREMONT CITY SCHOOL DISTRICT

Disbursement Summary Report

Reference Number	Check Number	Type	Date	Name	Vendor #	Status	Reconcile Date	Void Date	Amount
36275	0	PAYROLL	7/3/2025	FREMONT CITY SCHOOL DISTRICT		RECONCILED	7/3/2025		\$ 969,357.79
36276	0	ACCOUNTS_PAYA BLE	7/3/2025	FREMONT BOE-WC	900001	RECONCILED	7/3/2025		3,683.67
36277	0	ACCOUNTS_PAYA BLE	7/3/2025	FREMONT BOE-MEDICARE	900012	RECONCILED	7/3/2025		13,906.31
36278	0	ACCOUNTS_PAYA BLE	7/3/2025	STRS (691)	900053	RECONCILED	7/3/2025		17,710.27
36279	0	ACCOUNTS_PAYA BLE	7/3/2025	SERS (690)	900054	RECONCILED	7/3/2025		1,662.17
36289	0	PAYROLL	7/18/2025	FREMONT CITY SCHOOL DISTRICT		RECONCILED	7/18/2025		1,362,656.79
36290	0	ACCOUNTS_PAYA BLE	7/18/2025	FREMONT BOE-MEDICARE	900012	RECONCILED	7/18/2025		18,317.69
36291	0	ACCOUNTS_PAYA BLE	7/18/2025	FREMONT BOE-WC	900001	RECONCILED	7/18/2025		5,178.13
36292	0	ACCOUNTS_PAYA BLE	7/18/2025	SERS (690)	900054	RECONCILED	7/18/2025		1,717.28
36293	0	ACCOUNTS_PAYA BLE	7/18/2025	FREMONT BOE-DENTAL	900003	RECONCILED	7/18/2025		15,951.81
36294	0	ACCOUNTS_PAYA BLE	7/18/2025	FREMONT BOE-MEDICAL	900002	RECONCILED	7/18/2025		421,429.73
36295	0	ACCOUNTS_PAYA BLE	7/18/2025	STRS (691)	900053	RECONCILED	7/18/2025		17,941.83
36297	0	ACCOUNTS_PAYA BLE	7/17/2025	MOUNTAIN HOME BIOLOGICAL, INC.	975728	VOID		7/17/2025	775.00
36302	0	ACCOUNTS_PAYA BLE	7/18/2025	FREMONT BOE-MEDICARE	900012	RECONCILED	7/18/2025		6.14
36408	0	ACCOUNTS_PAYA BLE	7/31/2025	SERS	900050	RECONCILED	7/31/2025		76,034.00
36409	0	ACCOUNTS_PAYA BLE	7/31/2025	STRS	900051	RECONCILED	7/31/2025		275,798.00
36239	98361	ACCOUNTS_PAYA BLE	7/10/2025	ANDREW POIGNON	658	OUTSTANDING			125.51
36238	98362	ACCOUNTS_PAYA BLE	7/10/2025	ACE HARDWARE	10995	RECONCILED	7/17/2025		2,894.02
36246	98363	ACCOUNTS_PAYA BLE	7/10/2025	AT&T(SERVICE)	17978	RECONCILED	7/18/2025		321.16
36242	98364	ACCOUNTS_PAYA BLE	7/10/2025	REPUBLIC SERVICES #263	26910	RECONCILED	7/18/2025		6,767.46
36237	98365	ACCOUNTS_PAYA BLE	7/10/2025	BROWN SUPPLY CO	26930	RECONCILED	7/16/2025		2,887.76
36254	98366	ACCOUNTS_PAYA BLE	7/10/2025	CURRICULUM ASSOCIATES, LLC	30508	RECONCILED	7/16/2025		2,006.00

FREMONT CITY SCHOOL DISTRICT
Disbursement Summary Report

Reference Number	Check Number	Type	Date	Name	Vendor #	Status	Reconcile Date	Void Date	Amount
36253	98367 ACCOUNTS_PAYA BLE	PAYA	7/10/2025	CITY OF FREMONT	33807	RECONCILED	7/16/2025		\$ 7,800.12
36255	98368 ACCOUNTS_PAYA BLE	PAYA	7/10/2025	COLUMBIA GAS	36505	RECONCILED	7/18/2025		201.25
36256	98369 ACCOUNTS_PAYA BLE	PAYA	7/10/2025	FOLLETT SCHOOL SOLUTIONS	66506	RECONCILED	7/16/2025		122.06
36240	98370 ACCOUNTS_PAYA BLE	PAYA	7/10/2025	FREMONT AUTO PARTS	68220	RECONCILED	7/16/2025		694.60
36260	98371 ACCOUNTS_PAYA BLE	PAYA	7/10/2025	GOPHER SPORT	76580	RECONCILED	7/16/2025		3,739.07
36249	98372 ACCOUNTS_PAYA BLE	PAYA	7/10/2025	JOSTENS, INC.	106330	RECONCILED	7/16/2025		17.85
36243	98373 ACCOUNTS_PAYA BLE	PAYA	7/10/2025	LOWE'S	126893	RECONCILED	7/22/2025		1,377.57
36248	98374 ACCOUNTS_PAYA BLE	PAYA	7/10/2025	OHIO HIGH SCHOOL ATHLETIC ASSOCIATION	153471	VOID		7/10/2025	106.00
36252	98375 ACCOUNTS_PAYA BLE	PAYA	7/10/2025	SABROSKE ELECTRIC	190005	RECONCILED	7/16/2025		92.51
36258	98376 ACCOUNTS_PAYA BLE	PAYA	7/10/2025	SELKING INTERNATIONAL	191625	RECONCILED	7/16/2025		400.16
36250	98377 ACCOUNTS_PAYA BLE	PAYA	7/10/2025	SHEETS SUPPLY	193112	RECONCILED	7/24/2025		1,411.56
36257	98378 ACCOUNTS_PAYA BLE	PAYA	7/10/2025	DEPOT PIZZA	277225	RECONCILED	7/18/2025		75.60
36261	98379 ACCOUNTS_PAYA BLE	PAYA	7/10/2025	RHONDA SCHMIDT	277827	RECONCILED	7/17/2025		15.26
36247	98380 ACCOUNTS_PAYA BLE	PAYA	7/10/2025	COREY STRAUB	600691	OUTSTANDING			57.40
36259	98381 ACCOUNTS_PAYA BLE	PAYA	7/10/2025	A BOOK COMPANY LLC	975650	RECONCILED	7/16/2025		72.33
36262	98382 ACCOUNTS_PAYA BLE	PAYA	7/10/2025	RESILIENCE THERAPY SERVICES, LLC.	975661	RECONCILED	7/17/2025		6,218.52
36236	98383 ACCOUNTS_PAYA BLE	PAYA	7/10/2025	MARTIN PUBLIC SEATING, LLC	975664	RECONCILED	7/16/2025		17,893.40
36251	98384 ACCOUNTS_PAYA BLE	PAYA	7/10/2025	IMPERIALDADE	975709	RECONCILED	7/15/2025		3,525.60
36245	98385 ACCOUNTS_PAYA BLE	PAYA	7/10/2025	BRICKER GRAYDON LLP	975756	RECONCILED	7/16/2025		10,405.50
36241	98386 ACCOUNTS_PAYA BLE	PAYA	7/10/2025	PRECISION DATA PRODUCTS	975787	RECONCILED	7/17/2025		9,396.30
36244	98387 ACCOUNTS_PAYA BLE	PAYA	7/10/2025	CARR SUPPLY-TIFFIN	975862	RECONCILED	7/21/2025		10.20
36266	98388 ACCOUNTS_PAYA BLE	PAYA	7/10/2025	THENDESIGN ARCHITECTURE	142906	RECONCILED	7/17/2025		31,028.50

Start Date: 7/1/2025

End Date: 7/31/2025

FREMONT CITY SCHOOL DISTRICT

Disbursement Summary Report

Reference Number	Check Number	Type	Date	Name	Vendor #	Status	Reconcile Date	Void Date	Amount
36268	98389	ACCOUNTS_PAYA BLE	7/10/2025	LTD THE OHIO FLOOR COMPANY	153440	RECONCILED	7/17/2025		\$ 8,788.00
36270	98390	ACCOUNTS_PAYA BLE	7/10/2025	SIESEL DISTRIBUTING LLC	193401	RECONCILED	7/18/2025		149.94
36271	98391	ACCOUNTS_PAYA BLE	7/10/2025	SMILEY TIRE & RETRADING CO.	196109	RECONCILED	7/17/2025		100.45
36272	98392	ACCOUNTS_PAYA BLE	7/10/2025	SPA ASSOCIATES	196152	RECONCILED	7/18/2025		653.00
36267	98393	ACCOUNTS_PAYA BLE	7/10/2025	STANTON'S SHEET MUSIC	198025	RECONCILED	7/17/2025		1,148.44
36265	98394	ACCOUNTS_PAYA BLE	7/10/2025	TOLEDO PHYSICAL EDUCATION SUPPLY, INC	206515	RECONCILED	7/17/2025		5,691.29
36269	98395	ACCOUNTS_PAYA BLE	7/10/2025	TRANE US, INC.	206995	RECONCILED	7/17/2025		4,737.00
36264	98396	ACCOUNTS_PAYA BLE	7/10/2025	ULINE	215319	RECONCILED	7/18/2025		238.47
36263	98397	ACCOUNTS_PAYA BLE	7/10/2025	TOFT DAIRY	288609	RECONCILED	7/17/2025		4,311.36
36274	98398	ACCOUNTS_PAYA BLE	7/10/2025	C & W AUTO SUPPLY	30515	OUTSTANDING			559.67
36273	98399	ACCOUNTS_PAYA BLE	7/10/2025	SHERWIN WILLIAMS PAINT	193280	RECONCILED	7/18/2025		445.25
36300	98400	REFUND	7/18/2025	CHRISTINA MCBRIDE	976236	OUTSTANDING			12.75
36337	98401	ACCOUNTS_PAYA BLE	7/25/2025	B & H PHOTO	223	RECONCILED	7/31/2025		1,356.26
36313	98402	ACCOUNTS_PAYA BLE	7/25/2025	AT&T(SERVICE)	17978	RECONCILED	7/31/2025		2,950.95
36352	98403	ACCOUNTS_PAYA BLE	7/25/2025	BAIR BROTHERS	20400	OUTSTANDING			51.80
36342	98404	ACCOUNTS_PAYA BLE	7/25/2025	BASA	20712	RECONCILED	7/31/2025		2,074.03
36314	98405	ACCOUNTS_PAYA BLE	7/25/2025	BURN'S IRON & METAL	21980	RECONCILED	7/30/2025		400.40
36326	98406	ACCOUNTS_PAYA BLE	7/25/2025	BRINDZA, MCINTYRE & SEED LLP	26870	OUTSTANDING			3,176.30
36331	98407	ACCOUNTS_PAYA BLE	7/25/2025	CAMPBELL INC.	30487	RECONCILED	7/30/2025		6,842.00
36340	98408	ACCOUNTS_PAYA BLE	7/25/2025	CURRICULUM ASSOCIATES, LLC	30508	RECONCILED	7/31/2025		24,504.62
36351	98409	ACCOUNTS_PAYA BLE	7/25/2025	C & W AUTO SUPPLY	30515	RECONCILED	7/31/2025		222.34
36374	98410	ACCOUNTS_PAYA BLE	7/25/2025	CARDINAL BUS	30706	RECONCILED	7/30/2025		105.40

FREMONT CITY SCHOOL DISTRICT

Disbursement Summary Report

Reference Number	Check Number	Type	Date	Name	Vendor #	Status	Reconcile Date	Void Date	Amount
		BLE		SALES&SERVICE INC					
36323	98411	ACCOUNTS_PAYA	7/25/2025	CENTRAL EXTERMINATING	30735	RECONCILED	7/31/2025		\$ 3,790.50
36346	98412	ACCOUNTS_PAYA	7/25/2025	CROGHAN COLONIAL BANK	37728	OUTSTANDING			2,000.00
36354	98413	ACCOUNTS_PAYA	7/25/2025	CROWN BATTERY MFG. CO.	37730	OUTSTANDING			578.76
36345	98414	ACCOUNTS_PAYA	7/25/2025	CRISIS PREVENTION INST.	38710	RECONCILED	7/31/2025		400.00
36317	98415	ACCOUNTS_PAYA	7/25/2025	DIGITAL INSURANCE LLC	42570	OUTSTANDING			3,477.83
36312	98416	ACCOUNTS_PAYA	7/25/2025	FLINN SCIENTIFIC	65010	RECONCILED	7/31/2025		5,276.56
36321	98417	ACCOUNTS_PAYA	7/25/2025	FORTE MUSIC INC.	66672	RECONCILED	7/31/2025		7,571.06
36318	98418	ACCOUNTS_PAYA	7/25/2025	FREMONT WATER OFFICE	68230	RECONCILED	7/30/2025		7,057.88
36355	98419	ACCOUNTS_PAYA	7/25/2025	GUITAR CENTER STORES, INC	70762	OUTSTANDING			809.85
36370	98420	ACCOUNTS_PAYA	7/25/2025	GOLDEN GATE FINANCIAL	75770	OUTSTANDING			3,265.00
36364	98421	ACCOUNTS_PAYA	7/25/2025	SERVICES, LLC PROMEDICA 360 HEALTH	89767	RECONCILED	7/31/2025		180.00
36316	98422	ACCOUNTS_PAYA	7/25/2025	FREMONT JUNIOR LIBRARY GUILD	106320	OUTSTANDING			392.88
36310	98423	ACCOUNTS_PAYA	7/25/2025	KUNS NORTHCOAST SECURITY CENTER LLC	130725	RECONCILED	7/30/2025		180.00
36372	98424	ACCOUNTS_PAYA	7/25/2025	OE MEYER CO	132905	RECONCILED	7/30/2025		73.50
36327	98425	ACCOUNTS_PAYA	7/25/2025	MOLLY HAWKINS	136480	RECONCILED	7/31/2025		458.50
36358	98426	ACCOUNTS_PAYA	7/25/2025	MONROE SYSTEMS FOR BUSINESS, INC	136505	RECONCILED	7/31/2025		2,765.00
36365	98427	ACCOUNTS_PAYA	7/25/2025	SULLIVAN GARDENS INC	140892	OUTSTANDING			125.94
36324	98428	ACCOUNTS_PAYA	7/25/2025	NORTH POINT ESC	144904	RECONCILED	7/31/2025		126,067.26
36332	98429	ACCOUNTS_PAYA	7/25/2025	OAEP	153419	OUTSTANDING			50.00
36329	98430	ACCOUNTS_PAYA	7/25/2025	OHIO SCHOOLS COUNCIL	154320	RECONCILED	7/31/2025		13,480.74

Reference Number	Check Number	Type	Date	Name	Vendor #	Status	Reconcile Date	Void Date	Amount
36325	98431 ACCOUNTS_PAYA BLE	PAYA	7/25/2025	PIONEER ATHLETICS	164609	RECONCILED	7/30/2025		\$ 318.12
36367	98432 ACCOUNTS_PAYA BLE	PAYA	7/25/2025	POSTMASTER	166805	VOID		7/28/2025	146.00
36360	98433 ACCOUNTS_PAYA BLE	PAYA	7/25/2025	IXL LEARNING, INC	178400	RECONCILED	7/31/2025		99.00
36338	98434 ACCOUNTS_PAYA BLE	PAYA	7/25/2025	SABROSKE ELECTRIC	190005	RECONCILED	7/31/2025		375.76
36320	98435 ACCOUNTS_PAYA BLE	PAYA	7/25/2025	AT & T	190912	RECONCILED	7/31/2025		3,343.35
36334	98436 ACCOUNTS_PAYA BLE	PAYA	7/25/2025	SELKING INTERNATIONAL	191625	RECONCILED	7/31/2025		1,711.52
36311	98437 ACCOUNTS_PAYA BLE	PAYA	7/25/2025	SHERWIN WILLIAMS PAINT	193280	RECONCILED	7/31/2025		263.98
36350	98438 ACCOUNTS_PAYA BLE	PAYA	7/25/2025	SIESEL DISTRIBUTING LLC	193401	OUTSTANDING			414.84
36347	98439 ACCOUNTS_PAYA BLE	PAYA	7/25/2025	SMILEY TIRE & RETREADING CO.	196109	OUTSTANDING			6,527.88
36315	98440 ACCOUNTS_PAYA BLE	PAYA	7/25/2025	STRATEGIC SOLUTIONS LLC	198386	RECONCILED	7/31/2025		1,500.00
36369	98441 ACCOUNTS_PAYA BLE	PAYA	7/25/2025	SURVEILLANCE 247, LLC	198520	OUTSTANDING			6,670.00
36362	98442 ACCOUNTS_PAYA BLE	PAYA	7/25/2025	TIFFIN PAPER CO	204325	RECONCILED	7/30/2025		8,465.95
36373	98443 ACCOUNTS_PAYA BLE	PAYA	7/25/2025	TYLER TECHNOLOGIES	204339	RECONCILED	7/31/2025		1,055.12
36319	98444 ACCOUNTS_PAYA BLE	PAYA	7/25/2025	TOLEDO PHYSICAL EDUCATION SUPPLY, INC	206515	RECONCILED	7/31/2025		1,999.17
36341	98445 ACCOUNTS_PAYA BLE	PAYA	7/25/2025	TRANE US, INC.	206995	OUTSTANDING			11,772.00
36335	98446 ACCOUNTS_PAYA BLE	PAYA	7/25/2025	TRANSPORTATIO N ACCESSORIES COMPANY, INC.	207001	RECONCILED	7/30/2025		1,429.31
36336	98447 ACCOUNTS_PAYA BLE	PAYA	7/25/2025	ULINE	215319	OUTSTANDING			237.91
36330	98448 ACCOUNTS_PAYA BLE	PAYA	7/25/2025	UNIFIRST CORPORATION	215356	OUTSTANDING			534.84
36348	98449 ACCOUNTS_PAYA BLE	PAYA	7/25/2025	WADSWORTH SOLUTIONS	230275	RECONCILED	7/30/2025		2,685.00
36361	98450 ACCOUNTS_PAYA BLE	PAYA	7/25/2025	WARNER MECHANICAL	230760	RECONCILED	7/30/2025		7,429.58
36357	98451 ACCOUNTS_PAYA BLE	PAYA	7/25/2025	WILLIE'S SALES & SERVICE	234517	RECONCILED	7/30/2025		95.40
36363	98452 ACCOUNTS_PAYA BLE	PAYA	7/25/2025	KIMBALL MIDWEST	270016	RECONCILED	7/31/2025		2,346.72

FREMONT CITY SCHOOL DISTRICT
Disbursement Summary Report

Reference Number	Check Number	Type	Date	Name	Vendor #	Status	Reconcile Date	Void Date	Amount
36333	98453 ACCOUNTS_PAYA BLE	PAYA BLE	7/25/2025	CAROLINA BIOLOGICAL SUPPLY CO.	271610	RECONCILED	7/31/2025		\$ 2,443.73
36349	98454 ACCOUNTS_PAYA BLE	PAYA BLE	7/25/2025	MCMILLAN SIGNS	275319	RECONCILED	7/30/2025		180.00
36371	98455 ACCOUNTS_PAYA BLE	PAYA BLE	7/25/2025	PAUL L. SILCOX	276981	OUTSTANDING			1,120.00
36368	98456 ACCOUNTS_PAYA BLE	PAYA BLE	7/25/2025	DOWNTOWN FREMONT, INC.	286177	RECONCILED	7/31/2025		2,000.00
36359	98457 ACCOUNTS_PAYA BLE	PAYA BLE	7/25/2025	SANDUSKY COUNTY FAMILY AND	308006	OUTSTANDING			3,400.00
36344	98458 ACCOUNTS_PAYA BLE	PAYA BLE	7/25/2025	CLEANING AND SUCH, LTD	345672	RECONCILED	7/31/2025		175.00
36353	98459 ACCOUNTS_PAYA BLE	PAYA BLE	7/25/2025	EMSCO	975542	RECONCILED	7/30/2025		730.62
36366	98460 ACCOUNTS_PAYA BLE	PAYA BLE	7/25/2025	CONSTRUCTION EQUIPMENT & SUPPLY LTD	975643	RECONCILED	7/30/2025		135.00
36322	98461 ACCOUNTS_PAYA BLE	PAYA BLE	7/25/2025	RESILIENCE THERAPY SERVICES, LLC.	975661	RECONCILED	7/31/2025		3,172.46
36343	98462 ACCOUNTS_PAYA BLE	PAYA BLE	7/25/2025	RED ROVER TECHNOLOGIES LLC	975764	RECONCILED	7/31/2025		15,830.04
36356	98463 ACCOUNTS_PAYA BLE	PAYA BLE	7/25/2025	LYDEN OIL COMPANY	976078	RECONCILED	7/31/2025		1,278.75
36328	98464 ACCOUNTS_PAYA BLE	PAYA BLE	7/25/2025	PRINCETON HEALTH PRESS	976214	OUTSTANDING			4,046.50
36339	98465 ACCOUNTS_PAYA BLE	PAYA BLE	7/25/2025	KEITH DAMSCHRODER	976234	RECONCILED	7/31/2025		118.16
36376	98466 ACCOUNTS_PAYA BLE	PAYA BLE	7/25/2025	CROGHAN COLONIAL BANK	37728	OUTSTANDING			100.00
36375	98467 ACCOUNTS_PAYA BLE	PAYA BLE	7/25/2025	OASBO	153398	OUTSTANDING			50.00
36377	98468 ACCOUNTS_PAYA BLE	PAYA BLE	7/25/2025	OHIO SCHOOL BOARD ASSOCIATION	153438	OUTSTANDING			1,950.00
36378	98469 ACCOUNTS_PAYA BLE	PAYA BLE	7/25/2025	CROGHAN COLONIAL BANK	37728	OUTSTANDING			100.00
36379	98470 ACCOUNTS_PAYA BLE	PAYA BLE	7/28/2025	POSTMASTER	166805	OUTSTANDING			156.00
36385	98471 ACCOUNTS_PAYA BLE	PAYA BLE	7/28/2025	BROWN SUPPLY CO	26930	OUTSTANDING			9,874.94
36388	98472 ACCOUNTS_PAYA BLE	PAYA BLE	7/28/2025	DCLARK ONLINE, LLC	34561	OUTSTANDING			1,160.26
36380	98473 ACCOUNTS_PAYA BLE	PAYA BLE	7/28/2025	FREMONT AUTO PARTS	68220	OUTSTANDING			344.34

FREMONT CITY SCHOOL DISTRICT
Disbursement Summary Report

Reference Number	Check Number	Type	Date	Name	Vendor #	Status	Reconcile Date	Void Date	Amount
36384	98474	ACCOUNTS_PAYA BLE	7/28/2025	NASCO	140804	OUTSTANDING			\$ 236.96
36387	98475	ACCOUNTS_PAYA BLE	7/28/2025	TOLEDO PHYSICAL EDUCATION SUPPLY, INC	206515	OUTSTANDING			17.09
36386	98476	ACCOUNTS_PAYA BLE	7/28/2025	SUSAN FRYE	600869	OUTSTANDING			65.31
36381	98477	ACCOUNTS_PAYA BLE	7/28/2025	BLICK ART MATERIALS LLC	805038	OUTSTANDING			391.07
36383	98478	ACCOUNTS_PAYA BLE	7/28/2025	GALLOPADE INTERNTIONAL, INC.	867764	OUTSTANDING			45,114.85
36382	98479	ACCOUNTS_PAYA BLE	7/28/2025	ERIC HOFACKER	975615	RECONCILED	7/31/2025		145.60
36389	98480	ACCOUNTS_PAYA BLE	7/28/2025	EB ACADEMIC CAMPS, LLC	976218	OUTSTANDING			797.00
36280	1000719	ACCOUNTS_PAYA BLE	7/1/2025	UNITED PARCEL SERVICE	215360	RECONCILED	7/1/2025		88.70
36281	1000720	ACCOUNTS_PAYA BLE	7/7/2025	GOOGLE LLC	975932	RECONCILED	7/7/2025		12.65
36282	1000721	ACCOUNTS_PAYA BLE	7/14/2025	VERIZON WIRELESS	220521	RECONCILED	7/14/2025		1,221.14
36283	1000722	ACCOUNTS_PAYA BLE	7/14/2025	VERTICAL MOBILITY OF TOLEDO LLC	976159	RECONCILED	7/14/2025		2,930.00
36284	1000723	ACCOUNTS_PAYA BLE	7/14/2025	O'REILLY AUTOMOTIVE, INC	156600	RECONCILED	7/14/2025		144.29
36285	1000724	ACCOUNTS_PAYA BLE	7/16/2025	FIRST ENERGY	206505	RECONCILED	7/16/2025		773.31
36286	1000725	ACCOUNTS_PAYA BLE	7/7/2025	KEITH FABER	279170	RECONCILED	7/7/2025		246.00
36287	1000726	ACCOUNTS_PAYA BLE	7/9/2025	SCHOOLS OF OHIO RISK SHARING AUTHORITY	976231	RECONCILED	7/9/2025		238,464.00
36288	1000727	ACCOUNTS_PAYA BLE	7/16/2025	US BANK	975839	RECONCILED	7/16/2025		7,727.17
36299	1000728	ACCOUNTS_PAYA BLE	7/17/2025	MOUNTAIN HOME BIOLOGICAL, INC.	975728	RECONCILED	7/17/2025		775.00
36298	1000729	ACCOUNTS_PAYA BLE	7/17/2025	VERTICAL MOBILITY OF TOLEDO LLC	976159	RECONCILED	7/17/2025		1,570.00
36296	1000730	ACCOUNTS_PAYA BLE	7/17/2025	CONTRARIAN HOLDINGS LLC	976233	RECONCILED	7/17/2025		78,611.00

Reference Number	Check Number	Type	Date	Name	Vendor #	Status	Reconcile Date	Void Date	Amount
36304	1000731	ACCOUNTS_PAYA BLE	7/18/2025	TREASURER STATE OF OHIO	153382	RECONCILED	7/22/2025		\$ 1,344.00
36303	1000732	ACCOUNTS_PAYA BLE	7/18/2025	AMERICAN ELECTRIC POWER	153425	RECONCILED	7/22/2025		102,186.10
36305	1000733	ACCOUNTS_PAYA BLE	7/18/2025	AMAZON CAPITAL SERVICES	15201	RECONCILED	7/21/2025		2,850.96
36306	1000734	ACCOUNTS_PAYA BLE	7/18/2025	JOHN DEERE FINANCIAL	220	RECONCILED	7/18/2025		681.83
36301	1000735	PAYROLL	7/18/2025	FREMONT CITY SCHOOL DISTRICT		RECONCILED	7/22/2025		423.55
36307	1000736	ACCOUNTS_PAYA BLE	7/17/2025	STAPLES	198024	RECONCILED	7/17/2025		929.36
36308	1000737	ACCOUNTS_PAYA BLE	7/17/2025	BANK OF NEW YORK MELLON	900019	RECONCILED	7/17/2025		1,423,975.00
36309	1000738	ACCOUNTS_PAYA BLE	7/25/2025	FIRST ENERGY	206505	RECONCILED	7/25/2025		7,150.30
36390	1000739	ACCOUNTS_PAYA BLE	7/28/2025	UNITED STATES TREASURY	268	RECONCILED	7/29/2025		2,948.63
36395	1000740	ACCOUNTS_PAYA BLE	7/29/2025	AMERICAN EXPRESS	55280	RECONCILED	7/29/2025		288.00
36394	1000741	ACCOUNTS_PAYA BLE	7/29/2025	AMERICAN EXPRESS	153398	RECONCILED	7/29/2025		1,038.00
36393	1000742	ACCOUNTS_PAYA BLE	7/29/2025	american express	153438	RECONCILED	7/29/2025		250.00
36391	1000743	ACCOUNTS_PAYA BLE	7/29/2025	AMERICAN EXPRESS	230302	RECONCILED	7/29/2025		164.75
36392	1000744	ACCOUNTS_PAYA BLE	7/29/2025	american express	976041	RECONCILED	7/29/2025		216.00
36396	1000745	ACCOUNTS_PAYA BLE	7/29/2025	AMAZON CAPITAL SERVICES	15201	RECONCILED	7/29/2025		9,929.07
36397	1000746	ACCOUNTS_PAYA BLE	7/29/2025	AMERICAN ELECTRIC POWER	153425	RECONCILED	7/29/2025		252.37
36399	1000747	ACCOUNTS_PAYA BLE	7/29/2025	STAPLES	198024	RECONCILED	7/29/2025		138.84
36398	1000748	ACCOUNTS_PAYA BLE	7/29/2025	THE ALGEBROS LLC	975583	RECONCILED	7/29/2025		303.85
36400	1000749	ACCOUNTS_PAYA BLE	7/29/2025	ROCKET ALUMNI SOLUTIONS	976229	RECONCILED	7/29/2025		19,496.00
36401	1000750	ACCOUNTS_PAYA BLE	7/30/2025	TREASURER STATE OF OHIO	153408	RECONCILED	7/30/2025		2,208.25
36402	1000751	ACCOUNTS_PAYA BLE	7/31/2025	GORDON FOOD SERVICE	972251	RECONCILED	7/31/2025		19,306.06
36405	1000752	ACCOUNTS_PAYA	7/31/2025	GUARDIAN	900013	RECONCILED	7/31/2025		41,078.55

FREMONT CITY SCHOOL DISTRICT
Disbursement Summary Report

Reference Number	Check Number	Type	Date	Name	Vendor #	Status	Reconcile Date	Void Date	Amount
36404	1000753	BLE ACCOUNTS_PAYA	7/31/2025	INSURANCE VSP VISION PLAN	900017	RECONCILED	7/31/2025		\$ 4,023.88
36406	1000754	BLE ACCOUNTS_PAYA	7/31/2025	EXPRESS SCRIPTS, INC	900022	RECONCILED	7/31/2025		23.38
36403	1000755	BLE ACCOUNTS_PAYA	7/31/2025	WAGEWORKS, INC	900023	RECONCILED	7/31/2025		12,823.97
36407	1000756	BLE ACCOUNTS_PAYA	7/31/2025	MEDICAL MUTUAL OF OHIO	900011	RECONCILED	7/31/2025		124,225.83
Grand Total									\$ 5,823,685.78