



# **FREMONT CITY SCHOOLS**

## **JULY FINANCIAL REPORT**

**Amelia R. Gioffredo  
500 W. State Street, Suite A  
Fremont, Ohio 43420**

**Fiscal Year 2016**

---

Dr. Traci L. McCaudy  
Superintendent

Amelia R. Gioffredo  
Treasurer

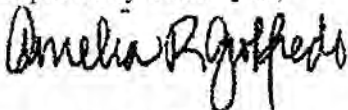
August 14, 2015

Dear Members of the Fremont Board of Education:

The following pages represent the financial status of the Fremont City School District as of July 31, 2015, for all funds submitted for your consideration. Please review the following: Cash Reconciliation, Active Investments Ledger, Self-Funded Insurance Program, Financial Report by Fund and Monthly Check Register.

If you should have any questions or need additional information, please feel free to contact me at (419) 334-5442 (W) or (419) 680-1240 (C).

Respectfully Submitted,



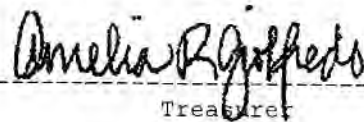
Amelia R. Gioffredo, Treasurer  
Fremont City School District

DATE: 08/04/2015  
TIME: 11:58

FREMONT CITY SCHOOL DISTRICT  
CASH RECONCILIATION AS OF 07/31/2015

PAGE: 1  
(USAEMSED)

	SUB-TOTALS	TOTALS
	-----	-----
Gross Depository Balances:		
GENERAL FUND 344	\$ 1,142,090.31	
STAR OHIO 7017	11,741,146.56	
STAR OHIO 3142	2,284,921.23	
e-bAY 2135	10.67	
FLEX ACCT 3268	14,761.41	
CAFETERIA FUND 3124	83.73	
STAR PLUS 4275	755,511.78	
RedTree Investments	9,358,657.48	
	-----	
Total Depository Balances (Gross)		\$ 25,297,183.17
Adjustments to Bank Balance:		
Cash in Transit to Bank	\$ 0.00	
Outstanding Checks	178,723.33-	
Adjustments	0.00	
0		
0		
0		
0		
	-----	
Total Adjustments to Bank Balance		178,723.33-
Investments:		
Treasury Bonds and Notes	\$ 0.00	
Certificate of Deposits	1,799,037.48	
Other Securities	0.00	
Other Investments:		
	-----	
Total Investments		1,799,037.48
Cash on Hand:		
Petty Cash:		
Treasurer's Office	\$ 500.00	
Ross Finance Office/Athletics	3,450.00	
FMS Office/Concessions/Council	100.00	
Elementary/Transportation	400.00	
Change Cash:		
Cash with Fiscal Agent	0.00	
	-----	
Total Cash on Hand		4,450.00
		-----
Total Balances		\$ 26,921,947.32
		=====
Total Fund Balance		\$ 26,921,947.32
		=====
Depository Clearance Accounts:		
PAYROLL CHECKING 352	\$ 180,180.41	
	-----	
Total Clearance Account Balances		\$ 180,180.41

  
-----  
Treasurer

# FREMONT CITY SCHOOL DISTRICT

## July - 2015 Investment Sheet

### Major Funds

	Term	Interest Rate	Maturity Date	Investment Amount	Monthly Interest
StarOhio	On Demand	0.020%	Daily	\$11,741,146.56	\$390.57
StarOhio - Building	On Demand	0.020%	Daily	\$2,284,921.23	\$168.68
Star Plus	On Demand	0.200%	Daily	\$755,511.78	\$128.19
Held at U S Bank (See Attached)		Variable	Variable	\$9,358,657.48	\$566.10
Waterford - CD	365-Days	0.399%	11/19/15	\$500,000.00	\$164.06
TriState Capital - Cedars CD	730-Days	0.747%	12/04/16	\$400,000.00	\$245.66
TriState Capital Bank - CDARS CD	365-Days	0.400%	07/02/15	\$250,000.00	\$82.19
TriState Capital Bank - CD	730-DAYS	1.050%	07/02/17	\$248,000.00	\$214.03

### Minor Funds

Money Market - Pearl Setzler	On Demand	0.330%	Daily	\$28,193.48	\$1.19
CCB-CD-Sara Horn	24-Month	0.250%	09/27/15	\$15,000.00	\$3.08
U S Bank-CD-Dora O'Farrell	24-Month	0.150%	03/05/16	\$1,000.00	\$0.12
U S Bank-CD-Linda Schwartz	24-Month	0.150%	03/05/16	\$3,000.00	\$0.37
U S Bank-CD-Beth Israel	24-Month	0.150%	03/05/16	\$4,500.00	\$0.55
CCB-CD-Gene H. Perry	24-Month	0.250%	04/29/16	\$122,000.00	\$25.07
CCB-CD-Mary Hedrick	36-Month	0.400%	10/30/16	\$1,000.00	\$0.99
CCB-CD-Senior Women	24-Month	0.250%	03/31/16	\$4,500.00	\$0.92
U S Bank-CD-Carolyn Rhodes	36-Month	0.350%	05/18/17	\$53,442.00	\$15.37
U S Bank-CD-Laura Kridler	36-Month	0.350%	05/18/17	\$1,000.00	\$0.29
U S Bank-CD-Edward Forgatsch	36-Month	0.350%	05/18/17	\$4,500.00	\$1.29
U S Bank-CD-American Assoc.	36-Month	0.350%	05/18/17	\$5,000.00	\$1.44
U S Bank-CD-Class of 1950	36-Month	0.350%	06/18/17	\$39,967.00	\$11.50
U S Bank-CD-Margaret Fox	36-Month	0.350%	06/18/17	\$1,000.00	\$0.29
U S Bank-CD-Alex Clark	36-Month	0.350%	06/18/17	\$10,000.00	\$2.88
U S Bank-CD-Pearl Setzler	36-Month	0.350%	06/27/17	\$68,000.00	\$19.56
U S Bank-CD-Howard Nowels	36-Month	0.400%	07/31/17	\$28,935.00	\$9.51
U S Bank-CD-Charles Fox	36-Month	0.350%	10/22/17	\$10,000.00	\$2.88



RedTree Investment Group  
INCOME - SETTLED TRADES  
Fremont City Schools  
US Bank Acct #001050970931  
Attn: Amelia Gioffredo  
From 07-01-15 Through 07-31-15

Ex-Date	Pay-Date	Security	Amount
<b>U.S. TREASURY NOTES</b>			
07-07-2015	07-13-2015	US Treasury Note 0.250% Due 10-31-15	261.41
			<hr/> 261.41
<b>NET INCOME</b>			<b>261.41</b>



RedTree Investment Group  
PURCHASE AND SALE - SETTLED TRADES  
Fremont City Schools  
US Bank Acct #001050970931  
Attn: Amelia Gioffredo  
From 07-01-15 To 07-31-15

Trade Date	Settle Date	Quantity	Security	Unit Price	Amount
<b>PURCHASES</b>					
07-29-2015	07-29-2015	525,000	Federal Home Ln Mtg 1.700% Due 07-29-19	100.00	525,000.00
					<hr/> 525,000.00
<b>SALES</b>					
07-07-2015	07-13-2015	520,000	US Treasury Note 0.250% Due 10-31-15	100.06	520,304.69
					<hr/> 520,304.69



RedTree Investment Group  
REALIZED GAINS AND LOSSES - SETTLED TRADES  
Fremont City Schools  
US Bank Acct #001050970931  
Attn: Amelia Gioffredo  
From 07-01-15 Through 07-31-15

Open Date	Close Date	Quantity	Security	Cost Basis	Proceeds	Gain Or Loss	
						Short Term	Long Term
05-06-2014	07-13-2015	520,000	US Treasury Note 0.250% Due 10-31-15	520,000.00	520,304.69		304.69
TOTAL GAINS						0.00	304.69
TOTAL LOSSES						0.00	0.00
TOTAL REALIZED GAIN/LOSS				520,000.00	520,304.69	0.00	304.69



RedTree Investment Group  
 Monthly Investment Report  
 Fremont City Schools  
 US Bank Acct #001050970931  
 Attn: Amelia Gioffredo  
 July 31, 2015

### Monthly Cash Flow Activity

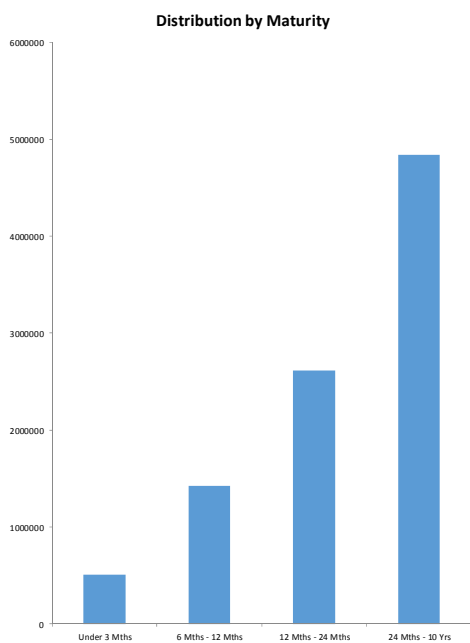
From 06-30-15 through 07-31-15

Beginning Book Value	9,358,091.38
Contributions	-
Withdrawals	-
Realized Gains/Losses	304.69
Gross Interest Earnings	261.41
Ending Book Value	9,358,657.48

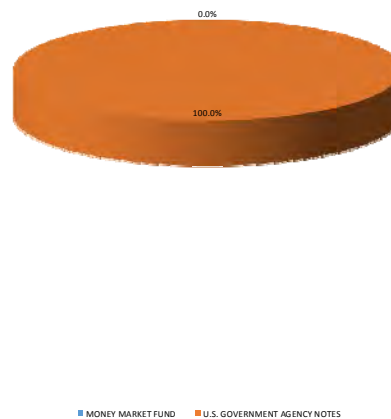
### Market Value Summary

Security Type	Market Value	Pct. Assets	Avg Yield at Cost	Wght Avg Mat
<b>Money Market Fund</b>				
MONEY MARKET FUND	2,392.34	0.0	0.01	0.00
<b>Fixed Income</b>				
U.S. GOVERNMENT AGENCY NOTES	9,374,361.83	99.8	1.06	2.18
Accrued Interest	16,754.01	0.2		
<b>TOTAL PORTFOLIO</b>	<b>9,393,508.18</b>	<b>100.0</b>	<b>1.06</b>	<b>2.18</b>

### Maturity Distribution



### Security Type Allocation



**Disclosures:** RedTree's internal accounting system is used as the source of the market value of the information reported above. Although obtained from a source believed to be reliable, we cannot guarantee its accuracy. You should review all account statements provided by the custodian and compare with the statements provided by RedTree.



RedTree Investment Group  
Portfolio Holdings Report  
Fremont City Schools  
US Bank Acct #001050970931  
July 31, 2015



Quantity	Cusip	Security Description	Moody's	S&P	Cost Basis	Market Value	Yield at Cost	Wtd Maturity
<b>U.S. GOVERNMENT AGENCY NOTES</b>								
505,000	3134G3J76	Federal Home Ln Mtg 0.450% Due 09-04-15	Aaa	AA+	505,000.00	505,161.60	0.45	0.09
900,000	3135G0VA8	Federal Natl Mtg Assoc 0.500% Due 03-30-16	Aaa	AA+	899,964.00	900,892.80	0.50	0.66
525,000	3133834R9	Federal Home Ln Bank 0.375% Due 06-24-16	Aaa	AA+	524,148.74	525,016.27	0.46	0.90
905,000	3130A1NN4	Federal Home Ln Bank 0.875% Due 05-24-17	Aaa	AA+	902,420.75	907,697.80	0.98	1.80
700,000	3134G6E82	Federal Home Ln Mtg 0.850% Due 05-26-17	Aaa	AA+	700,000.00	699,593.30	0.85	1.80
1,000,000	3137EADH9	Federal Home Ln Mtg 1.000% Due 06-29-17	Aaa	AA+	996,650.00	1,005,432.00	1.10	1.89
720,000	3134G6G49	Federal Home Ln Mtg 0.800% Due 08-08-17	Aaa	AA+	719,683.20	720,493.92	0.82	2.00
845,000	3130A53Y3	Federal Home Ln Bank 0.700% Due 08-23-17	Aaa	AA+	844,129.65	844,105.14	0.75	2.04
960,000	3135G0TG8	Federal Natl Mtg Assoc 0.875% Due 02-08-18	Aaa	AA+	954,268.80	953,640.96	1.08	2.48
700,000	3134G6L27	Federal Home Ln Mtg 1.400% Due 05-25-18	Aaa	AA+	700,000.00	700,427.70	1.40	2.75
525,000	3134G7LU3	Federal Home Ln Mtg 1.700% Due 07-29-19	Aaa	AA+	525,000.00	526,157.10	1.70	3.85
1,085,000	3130A5KL2	Federal Home Ln Bank 2.100% Due 06-30-20	Aaa	AA+	1,085,000.00	1,085,743.22	2.10	4.64
	Accrued Interest					16,754.01		
					9,356,265.14	9,391,115.84	1.06	2.18
<b>MONEY MARKET FUND</b>								
	USBMMF	First American Treasury Obligations Fund			2,392.34	2,392.34	0.01	
<b>TOTAL PORTFOLIO</b>					<b>9,358,657.48</b>	<b>9,393,508.18</b>	<b>1.06</b>	<b>2.18</b>

**FREMONT CITY SCHOOL DISTRICT**  
**Self-Funded Insurance Program**

**July 31, 2015**

Beginning Balance - June 1, 2015 \$ 784,523.79

**REVENUE**

Board of Education Contributions \$ 282,570.29

Employee Contributions \$ 50,347.67

Other

**Total Revenue** \$ 332,917.96

**EXPENDITURES**

Medical Claims \$ 188,246.38

Dental Claims \$ 39,098.57

Prescription Drug Claims \$ 65,140.49

Vision Claims \$ 3,832.36

Administrative Fees: \$ 56,162.56

    Medical Mutual \$ 17,390.94

    Dental \$ 1,881.13

    Express Scripts \$ 2,092.51

    Vision Service Plan \$ 659.34

    Stop Loss Insurance \$ 34,138.64

    Broker Fees

    COBRA

    Other \$ -

**Total Expenditures** \$ 352,480.36

**Monthly Profit/(Loss)** **\$ 19,562.40**

Ending Balance - July 31, 2015 \$764,961.39

-- Options Summary --

Summary or detail report? (S,D) D  
Output file: FINSUM.TXT  
Print options page? (Y,N) Y  
Generate FINDET report for comparison? (Y,N) N  
!Sort options: FS  
Include funds with zero balances in all fields? (Y,N) Y  
Include future encumbrance amounts? (Y,N) N

BAT\_FINSUM executed by FREMONT\_NC on node NOECA3:: at 4-AUG-2015 11:55:02.93





Date: 08/04/2015  
 Time: 11:55 am

FREMONT CITY SCHOOL DISTRICT  
 Financial Report by Fund/SCC

Fund #	Fund Description	FYTD Receipts	MTD Expenditures	FYTD Expenditures	Current Fund Balance	Current Encumbrances	Unencumbered Fund Balance	Bank Code
001 9121	GOVERNMENT - ROSS							
	340.98	0.00	0.00	0.00	340.98	0.00	340.98	
001 9122	MUSIC DEPARTMENT CLEANING FEES							
	323.73	0.00	0.00	0.00	323.73	0.00	323.73	
001 9123	SCHOOL PLANNERS							
	1,575.06	11.00	11.00	0.00	1,586.06	0.00	1,586.06	
001 9125	FOREIGN LANGUAGES - ROSS							
	0.00	92.00	92.00	5,414.12	5,414.12	5,322.12-	49.00	5,371.12-
001 9200	MIDDLE SCHOOL CALCULATORS							
	529.00	0.00	0.00	0.00	529.00	0.00	529.00	
001 9201	MIDDLE SCHOOL ID TAGS/PLANNERS							
	15.00	12.50	12.50	0.00	27.50	1,742.83	1,715.33-	
001 9203	ART - MIDDLE SCHOOL							
	54.00	54.00	54.00	0.00	108.00	0.00	108.00	
001 9205	MATERIALS & PROCESSING - MIDDLE SCHOOL							
	30.00	0.00	0.00	0.00	30.00	0.00	30.00	
001 9206	FMS-CULTURAL CONNECTION-FOREIGN LANGUAGE							
	4.00	2.00	2.00	0.00	6.00	0.00	6.00	
001 9210	SCIENCE - MIDDLE SCHOOL							
	42.00	35.00	35.00	0.00	77.00	0.00	77.00	
001 9211	CHOIR - MIDDLE SCHOOL							
	0.00	0.00	0.00	0.00	0.00	0.00	0.00	
001 9212	BAND - MIDDLE SCHOOL							
	0.00	216.25	216.25	250.50-	250.50-	466.75	4,166.08	3,699.33-
001 9213	INDUSTRIAL TECH - MIDDLE SCHOOL							
	14.00	0.00	0.00	1,432.94	1,432.94	1,418.94-	708.85	2,127.79-
001 9214	COMPUTER & KEYBOARDING - MIDDLE SCHOOL							
	1,178.30	0.00	0.00	0.00	1,178.30	0.00	1,178.30	
001 9216	ORCHESTRA - MIDDLE SCHOOL							
	8.00	8.00	8.00	0.00	16.00	2,818.00	2,802.00-	
001 9217	LANGUAGE ARTS FEES - FMS							
	6.00	5.00	5.00	0.00	11.00	0.00	11.00	

Date: 08/04/2015  
 Time: 11:55 am

FREMONT CITY SCHOOL DISTRICT  
 Financial Report by Fund/SCC

Page: 4  
 (FINSUM)

Fund #	Fund Description	FYTD Receipts	MTD Expenditures	FYTD Expenditures	Current Fund Balance	Current Encumbrances	Unencumbered Fund Balance	Bank Code
001 9218	SOCIAL STUDIES-FMS 6.00	5.00	0.00	0.00	11.00	0.00	11.00	
001 9219	MATH FEES - FMS 6.00	5.00	0.00	0.00	11.00	0.00	11.00	
001 9220	MUSIC-GUITAR FMS 10.00	0.00	0.00	0.00	10.00	0.00	10.00	
001 9300	BUS PURCHASES - STATE MONIES 0.00	0.00	0.00	0.00	0.00	0.00	0.00	
001 9301	HANDICAPPED BUS PURCHASES - STATE MONIES 0.00	0.00	0.00	0.00	0.00	0.00	0.00	
001 9302	BUS PURCHASES - LOCAL 4,050.00	0.00	0.00	0.00	4,050.00	0.00	4,050.00	
001 9303	MEDICAID SCHOOL PROGRAM 472,872.82	6,192.53	14,513.07	14,513.07	464,552.28	32,252.64	432,299.64	
001 9304	TAX ABATEMENT 4,943,658.35	0.00	27,480.06	27,480.06	4,916,178.29	9,440.80	4,906,737.49	
001 9305	AUCTION FUNDING 46,658.96	0.00	0.00	0.00	46,658.96	0.00	46,658.96	
001 9306	CASINO REVENUE 294,390.37	0.00	999.00	999.00	293,391.37	96,009.78	197,381.59	
001 9600	BAND - ROSS 0.00	162.00	5,636.38	5,636.38	5,474.38-	12,414.50	17,888.88-	
001 9601	ELEMENTARY BAND - DISTRICT WIDE 270.00	0.00	0.00	0.00	270.00	0.00	270.00	
001 9602	ELEMENTARY ORCHESTRA - DISTRICT WIDE 1,220.00	0.00	0.00	0.00	1,220.00	0.00	1,220.00	
001 9603	ORCHESTRA - ROSS 1,251.27	0.00	0.00	0.00	1,251.27	705.00	546.27	
001 9604	CHOIR - ROSS 0.00	0.00	0.00	0.00	0.00	1,432.75	1,432.75-	
002 9004	NOTE - INCOME TAX 300.67	0.00	0.00	0.00	300.67	0.00	300.67	

Date: 08/04/2015  
 Time: 11:55 am

FREMONT CITY SCHOOL DISTRICT  
 Financial Report by Fund/SCC

Page: 5  
 (FINSUM)

Fund #	Fund Description	FYTD Receipts	MTD Expenditures	FYTD Expenditures	Current Fund Balance	Current Encumbrances	Unencumbered Fund Balance	Bank Code
002 9800	2008 ENP							
	771,451.68	429,000.00	429,000.00	358,258.13	358,258.13	842,193.55	689,186.25	153,007.30
003 0000	PERMANENT IMPROVEMENT FUND							
	264,887.61	275,000.00	275,000.00	11,739.62	11,739.62	528,147.99	548,113.83	19,965.84-
003 9000	P I BUS FUND							
	0.00	0.00	0.00	0.00	0.00	0.00	0.00	0.00
003 9001	STADIUM							
	305,422.00	0.00	0.00	0.00	0.00	305,422.00	0.00	305,422.00
003 9002	ATHLETIC RESURFACING FUND							
	115,000.00	0.00	0.00	41,610.00	41,610.00	73,390.00	34,394.00	38,996.00
003 9003	WEIGHT ROOM FUND							
	4,933.00	0.00	0.00	0.00	0.00	4,933.00	0.00	4,933.00
003 9004	VEHICLE FUND - NON BUS							
	6,400.00	0.00	0.00	0.00	0.00	6,400.00	0.00	6,400.00
003 9005	POOL EQUIPMENT							
	62,232.98	0.00	0.00	0.00	0.00	62,232.98	0.00	62,232.98
003 9012	SCOREBOARD FUND							
	0.00	0.00	0.00	0.00	0.00	0.00	0.00	0.00
003 9013	RETAINED INTEREST							
	3.11	0.00	0.00	0.00	0.00	3.11	0.00	3.11
003 9414	OHIO FACILITIES CONSTRUCTION COMMISSION GRANT							
	0.00	0.00	0.00	0.00	0.00	0.00	0.00	0.00
004 9800	2008 ENP BUILDING FUND							
	1,028.55	0.00	0.00	0.00	0.00	1,028.55	0.00	1,028.55
006 0000	FOOD SERVICE FUND							
	1,533,771.21	1,123.42	1,123.42	57,255.38	57,255.38	1,477,639.25	1,263,287.18	214,352.07
006 9009	SCHOOL BREAKFAST GRANT							
	1,000.00	0.00	0.00	0.00	0.00	1,000.00	0.00	1,000.00
006 9014	FARM TO SCHOOL GRANT							
	0.00	0.00	0.00	0.00	0.00	0.00	0.00	0.00
007 9000	A C NICHOLS CHARITABLE TRUST							
	8,036.38	43,468.85	43,468.85	0.00	0.00	51,505.23	0.00	51,505.23



Date: 08/04/2015  
 Time: 11:55 am

FREMONT CITY SCHOOL DISTRICT  
 Financial Report by Fund/SCC

Fund #	Fund Description	FYTD Receipts	MTD Expenditures	FYTD Expenditures	Current Fund Balance	Current Encumbrances	Unencumbered Fund Balance	Bank Code
007 9001	A C NICHOLS FUND	0.00	0.00	0.00	0.00	0.00	0.00	
007 9035	PEARL SETZLER TRUST FUND	97,648.10	251.19	0.00	97,899.29	0.00	97,899.29	
007 9050	DORA O'FARRELL ART SCHOLARSHIP FUND	1,000.00	0.00	0.00	1,000.00	0.00	1,000.00	
007 9103	SARA HORN MEMORIAL SCHOLARSHIP	19,714.81	0.00	0.00	19,714.81	0.00	19,714.81	
007 9104	SARA HORN MEMORIAL SCHOLARSHIP INTEREST	9.45	0.00	0.00	9.45	0.00	9.45	
007 9105	SENIOR WOMEN'S SERVICE AWARD	4,708.42	0.00	0.00	4,708.42	0.00	4,708.42	
007 9106	SENIOR WOMEN'S SERVICE AWARD INTEREST	0.00	2.84	0.00	2.84	0.00	2.84	
007 9150	DORA O'FARRELL ART SCHOLARSHIP INTEREST	713.54	0.00	0.00	713.54	0.00	713.54	
007 9201	LAURA KRIDLER TRUST FUND	1,000.00	0.00	0.00	1,000.00	0.00	1,000.00	
007 9202	MARGARET FOX TRUST FUND	1,000.00	0.00	0.00	1,000.00	0.00	1,000.00	
007 9206	BERTHA YOUNGMAN TRUST FUND	1,000.00	0.00	0.00	1,000.00	0.00	1,000.00	
007 9207	IMOGENE FORSYTH TRUST FUND	500.00	0.00	0.00	500.00	0.00	500.00	
007 9601	LAURA KRIDLER TRUST INTEREST	44.75	0.00	0.00	44.75	0.00	44.75	
007 9602	MARGARET FOX INTEREST	1,243.19	0.00	0.00	1,243.19	0.00	1,243.19	
008 9101	GENE H. PERRY SCHOLARSHIP	120,973.15	0.00	0.00	120,973.15	0.00	120,973.15	
008 9102	GENE H. PERRY SCHOLARSHIP INTEREST	0.00	76.06	0.00	76.06	0.00	76.06	

Date: 08/04/2015  
 Time: 11:55 am

FREMONT CITY SCHOOL DISTRICT  
 Financial Report by Fund/SCC

Page: 7  
 (FINSUM)

Fund #	Fund Description	FYTD Receipts	MTD Expenditures	FYTD Expenditures	Current Fund Balance	Current Encumbrances	Unencumbered Fund Balance	Bank Code
008 9203	MARY HEDRICK TRUST FUND 1,000.00      0.00	0.00	0.00	0.00	1,000.00	0.00	1,000.00	
008 9204	LINDA SCHWARTZ TRUST FUND 3,000.00      0.00	0.00	0.00	0.00	3,000.00	0.00	3,000.00	
008 9205	CHARLES FOX TRUST FUND 10,000.00      0.00	0.00	0.00	0.00	10,000.00	0.00	10,000.00	
008 9400	EDWARD L. FORGATSCH SCHOLARSHIP FUND 4,500.00      0.00	0.00	0.00	0.00	4,500.00	0.00	4,500.00	
008 9401	BETH ISRAEL CONGREGATION AWARD 4,500.00      0.00	0.00	0.00	0.00	4,500.00	0.00	4,500.00	
008 9407	G. ALEX CLARK SCHOLARSHIP 10,000.00      0.00	0.00	0.00	0.00	10,000.00	0.00	10,000.00	
008 9501	CLASS OF 1950 SCHOLARSHIP FUND 40,317.18      0.00	0.00	0.00	0.00	40,317.18	0.00	40,317.18	
008 9508	AMERICAN ASSOC OF UNIV WOMEN - PRINCIPAL 5,000.00      0.00	0.00	0.00	0.00	5,000.00	0.00	5,000.00	
008 9599	HOWARD W. NOWELS FOUNDATION 29,935.08      0.00	0.00	0.00	0.00	29,935.08	0.00	29,935.08	
008 9600	EDWARD FORGATSCH SCHOLARSHIP INTEREST 66.15      0.00	0.00	0.00	0.00	66.15	0.00	66.15	
008 9601	BETH ISRAEL CONGREGATION INTEREST 12.33      0.00	0.00	0.00	0.00	12.33	0.00	12.33	
008 9603	MARY HEDRICK INTEREST 691.65      1.00	1.00	0.00	0.00	692.65	0.00	692.65	
008 9604	LINDA SCHWARTZ SCHOLARSHIP INTEREST 12.70      0.00	0.00	0.00	0.00	12.70	0.00	12.70	
008 9605	CHARLES FOX SCHOLARSHIP INTEREST 5,503.37      2.88	2.88	0.00	0.00	5,506.25	0.00	5,506.25	
008 9607	G. ALEX CLARK SCHOLARSHIP INTEREST 38.09      0.00	0.00	0.00	0.00	38.09	0.00	38.09	
008 9608	AMERICAN ASSOC OF UNIV WOMEN - INTEREST 31.57      0.00	0.00	0.00	0.00	31.57	0.00	31.57	

Date: 08/04/2015  
 Time: 11:55 am

FREMONT CITY SCHOOL DISTRICT  
 Financial Report by Fund/SCC

Fund #	Fund Description	FYTD	MTD	FYTD	Current	Current	Unencumbered	Bank	
Begin	MTD	Receipts	Expenditures	Expenditures	Fund	Encumbrances	Fund	Balance	
Balance	Receipts				Balance		Balance	Code	
008 9699	HOWARD NOWELS FOUNDATION INTEREST	28.55	28.87	28.87	0.00	0.00	57.42	0.00	57.42
008 9701	CLASS OF 1950 SCHOLARSHIP INTEREST	112.70	0.00	0.00	0.00	0.00	112.70	0.00	112.70
008 9801	CAROLYN RHODES SCHOLARSHIP FUND	85,623.92	0.00	0.00	0.00	0.00	85,623.92	0.00	85,623.92
008 9901	CAROLYN RHODES - INTEREST	217.12	0.00	0.00	0.00	0.00	217.12	0.00	217.12
010 9800	2008 ENP CLASSROOM FAC.- STATE	0.00	0.00	0.00	0.00	0.00	0.00	0.00	0.00
010 9801	2008 CLASSROOM FAC. INTEREST - STATE	0.00	0.00	0.00	0.00	0.00	0.00	0.00	0.00
010 9802	2008 ENP CLASSROOM FAC. - LOCAL	1,848,110.19	0.00	0.00	0.00	0.00	1,848,110.19	0.00	1,848,110.19
010 9803	2008 CLASSROOM FAC. INTEREST - LOCAL	389,082.31	0.00	0.00	0.00	0.00	389,082.31	0.00	389,082.31
010 9804	RETAINED EARNINGS	0.00	0.00	0.00	0.00	0.00	0.00	0.00	0.00
014 0000	INTERNAL SERVICE ROTARY FUND	147.39	0.00	0.00	0.00	0.00	147.39	0.00	147.39
018 9000	LEARNING RESOURCE CENTER	29.77	0.00	0.00	0.00	0.00	29.77	0.00	29.77
018 9001	ELEMENTARY CURRICULUM	3,326.44	0.00	0.00	0.00	0.00	3,326.44	0.00	3,326.44
018 9003	SUPERINTENDENT - CAMPUS WEAR	2,255.95	0.00	0.00	0.00	0.00	2,255.95	1,150.00	1,105.95
018 9004	FMS PAVER PROJECT	1,115.00	0.00	0.00	0.00	0.00	1,115.00	0.00	1,115.00
018 9013	ESL PROGRAM-DONATION-VOCES UNIDAS	500.00	0.00	0.00	0.00	0.00	500.00	0.00	500.00
018 9100	LIBRARY - ROSS	564.34	0.00	0.00	353.20	353.20	211.14	0.00	211.14

Date: 08/04/2015  
 Time: 11:55 am

FREMONT CITY SCHOOL DISTRICT  
 Financial Report by Fund/SCC

Page: 9  
 (FINSUM)

Fund #	Fund Description	FYTD Receipts	MTD Expenditures	FYTD Expenditures	Current Fund Balance	Current Encumbrances	Unencumbered Fund Balance	Bank Code
018 9101	EXCELLENCE REWARD PROGRAM - ROSS HIGH	677.77	0.00	0.00	677.77	0.00	677.77	
018 9102	COMMUNITY DONATIONS - ROSS	2,140.74	16.50	85.14	2,072.10	700.00	1,372.10	
018 9103	COLLEGE TESTING - ROSS	1,908.74	15.00	0.00	1,923.74	0.00	1,923.74	
018 9104	MAKE-A-DIFFERENCE - ROSS	2.33	0.00	0.00	2.33	0.00	2.33	
018 9199	E-RATE GRANT FUND	204,592.90	377.00	16,824.07	188,145.83	5,940.83	182,205.00	
018 9200	LIBRARY - FMS	1,785.89	0.00	0.00	1,785.89	0.00	1,785.89	
018 9201	YOUTH ASSET TEAM - FMS	147.01	0.00	0.00	147.01	0.00	147.01	
018 9203	DONATION FUND - FMS	8.54	0.00	0.00	8.54	0.00	8.54	
018 9300	LIBRARY - ATKINSON	2,549.32	0.00	183.61	2,365.71	84.00	2,281.71	
018 9303	PRINCIPAL'S ACCOUNT - ATKINSON	4,967.33	0.00	0.00	4,967.33	0.00	4,967.33	
018 9304	MAKE-A-DIFFERENCE - ATKINSON	434.68	0.00	0.00	434.68	0.00	434.68	
018 9305	ART FUND - ATKINSON	1,805.00	0.00	0.00	1,805.00	0.00	1,805.00	
018 9306	ART FUND - CROGHAN	1,696.00	0.00	208.73	1,487.27	0.00	1,487.27	
018 9307	ART FUND - WASHINGTON	518.50	0.00	0.00	518.50	0.00	518.50	
018 9400	LIBRARY - CROGHAN	581.49	0.00	157.32	424.17	0.00	424.17	
018 9404	PRINCIPAL'S ACCOUNT - CROGHAN	993.31	0.00	0.00	993.31	0.00	993.31	





Date: 08/04/2015  
 Time: 11:55 am

FREMONT CITY SCHOOL DISTRICT  
 Financial Report by Fund/SCC

Fund #	Fund Description	FYTD Receipts	MTD Expenditures	FYTD Expenditures	Current Fund Balance	Current Encumbrances	Unencumbered Fund Balance	Bank Code
022 9320	MIDDLE SCHOOL STAFF FUND	0.00	0.00	0.00	0.00	0.00	0.00	
022 9321	"DENIM DROP"/MIDDLE SCHOOL STAFF	123.73	0.00	0.00	123.73	0.00	123.73	
022 9360	ROSS HIGH FACULTY FUND	870.10	0.00	0.00	870.10	0.00	870.10	
022 9999	UNCLAIMED MONIES	636.91	0.00	0.00	636.91	0.00	636.91	
024 0000	SELF-INSURANCE PROGRAM	784,523.79	332,917.96	352,480.36	764,961.39	3,993,661.14	3,228,699.75-	
024 9000	FLEX BENEFITS	12,369.53	13,408.92	12,157.68	13,620.77	54,875.34	41,254.57-	
027 0000	WORKMANS COMP.-SELF INS	393,842.84	10,918.34	875.00	403,886.18	12,525.00	391,361.18	
031 0000	UNDERGROUND STORAGE TANKS	11,000.00	0.00	0.00	11,000.00	0.00	11,000.00	
034 0000	CLASSROOM FAC. MAINT. - FMS	1,659,512.76	0.00	0.00	1,659,512.76	8,165.00	1,651,347.76	
200 9100	A CAPPELLA CHOIR	5,258.73	0.00	0.00	5,258.73	300.00	4,958.73	
200 9101	AMERICAN FIELD SERVICE	235.08	0.00	0.00	235.08	0.00	235.08	
200 9102	YEARBOOK - ROSS ANNUAL	7,085.76	405.00	0.00	7,490.76	5,008.37	2,482.39	
200 9103	ART CLUB	2,812.69	0.00	0.00	2,812.69	0.00	2,812.69	
200 9104	FREMONT ROSS BAND	478.70	0.00	0.00	478.70	286.35	192.35	
200 9105	INTERNATIONAL RELATIONS CLUB-ROSS	2,046.44	0.00	0.00	2,046.44	0.00	2,046.44	
200 9106	FUTURE TEACHERS OF AMERICA-ROSS	284.92	0.00	0.00	284.92	0.00	284.92	

Date: 08/04/2015  
 Time: 11:55 am

FREMONT CITY SCHOOL DISTRICT  
 Financial Report by Fund/SCC

Page: 13  
 (FINSUM)

Fund #	Fund Description	FYTD Receipts	MTD Expenditures	FYTD Expenditures	Current Fund Balance	Current Encumbrances	Unencumbered Fund Balance	Bank Code
200 9107	CHATTER 108.68	0.00	0.00	0.00	108.68	0.00	108.68	
200 9108	MULTI-MEDIA CLUB - ROSS 202.25	0.00	0.00	0.00	202.25	0.00	202.25	
200 9109	DRAMA CLUB 2,260.29	0.00	0.00	0.00	2,260.29	0.00	2,260.29	
200 9110	FRENCH CLUB/ROSS 3,013.22	0.00	0.00	0.00	3,013.22	0.00	3,013.22	
200 9111	FUTURE FARMERS OF AMERICA 1,395.70	0.00	0.00	0.00	1,395.70	0.00	1,395.70	
200 9112	ROSS PEP CLUB 0.00	0.00	0.00	0.00	0.00	0.00	0.00	
200 9113	HEALTH AND WELLNESS 307.88	0.00	0.00	0.00	307.88	0.00	307.88	
200 9114	SPANISH CLUB - ROSS 1,625.10	0.00	0.00	0.00	1,625.10	0.00	1,625.10	
200 9115	KEY CLUB 409.66	0.00	0.00	0.00	409.66	0.00	409.66	
200 9116	NATIONAL HONOR SOCIETY 2,308.64	25.00	0.00	0.00	2,333.64	0.00	2,333.64	
200 9117	ORCHESTRA 584.63	0.00	0.00	0.00	584.63	0.00	584.63	
200 9118	SADD CLUB 335.15	0.00	0.00	0.00	335.15	0.00	335.15	
200 9119	QUIZ BOWL 19.60	0.00	0.00	0.00	19.60	0.00	19.60	
200 9120	SCIENCE CLUB-ROSS 1,407.34	0.00	0.00	0.00	1,407.34	0.00	1,407.34	
200 9121	STUDENT COUNCIL-ROSS 804.94	0.00	95.00	95.00	709.94	0.00	709.94	
200 9122	COMMUNITY DONATIONS 607.17	0.00	0.00	0.00	607.17	0.00	607.17	



Date: 08/04/2015  
 Time: 11:55 am

FREMONT CITY SCHOOL DISTRICT  
 Financial Report by Fund/SCC

Page: 14  
 (FINSUM)

Fund #	Fund Description	FYTD Receipts	MTD Expenditures	FYTD Expenditures	Current Fund Balance	Current Encumbrances	Unencumbered Fund Balance	Bank Code
200 9123	MEXICO TRIP - ROSS 1,000.03      0.00	0.00	0.00	0.00	1,000.03	0.00	1,000.03	
200 9126	BOWLING CLUB - ROSS 1,434.66      0.00	0.00	0.00	0.00	1,434.66	0.00	1,434.66	
200 9127	CLUB HOCKEY - ROSS HIGH 443.52      0.00	0.00	0.00	0.00	443.52	0.00	443.52	
200 9128	HISPANIC COMMITTEE - ROSS 1,514.00      0.00	0.00	0.00	0.00	1,514.00	0.00	1,514.00	
200 9129	ROSS SPRING MUSICAL 4,817.88      0.00	0.00	0.00	0.00	4,817.88	500.00	4,317.88	
200 9130	Ross Leadership Club 2,758.80      0.00	0.00	0.00	0.00	2,758.80	1,589.50	1,169.30	
200 9131	Photography Club Ross 0.00      0.00	0.00	0.00	0.00	0.00	0.00	0.00	
200 9132	FREMONT ROSS DANCE TEAM 76.70      0.00	0.00	0.00	0.00	76.70	0.00	76.70	
200 9133	SPEECH AND DEBATE - ROSS 1,074.36      0.00	0.00	0.00	0.00	1,074.36	0.00	1,074.36	
200 9134	GAMER'S CLUB 0.00      0.00	0.00	0.00	0.00	0.00	0.00	0.00	
200 9140	ROSS CLASS OF 2008 220.92      0.00	0.00	0.00	0.00	220.92	0.00	220.92	
200 9141	ROSS CLASS OF 2009 0.00      0.00	0.00	0.00	0.00	0.00	0.00	0.00	
200 9142	ROSS CLASS OF 2010 1,269.32      0.00	0.00	0.00	0.00	1,269.32	0.00	1,269.32	
200 9143	ROSS CLASS OF 2011 1,249.69      0.00	0.00	0.00	0.00	1,249.69	0.00	1,249.69	
200 9144	CLASS OF 2012 2,233.41      0.00	0.00	0.00	0.00	2,233.41	0.00	2,233.41	
200 9145	CLASS OF 2013 132.54      0.00	0.00	0.00	0.00	132.54	0.00	132.54	

Date: 08/04/2015  
 Time: 11:55 am

FREMONT CITY SCHOOL DISTRICT  
 Financial Report by Fund/SCC

Page: 15  
 (FINSUM)

Fund #	Fund Description	FYTD Receipts	MTD Expenditures	FYTD Expenditures	Current Fund Balance	Current Encumbrances	Unencumbered Fund Balance	Bank Code
200 9146	CLASS OF 2014 0.00	0.00	0.00	0.00	0.00	0.00	0.00	
200 9147	Class of 2015 6,789.24	0.00	1,595.00	1,595.00	5,194.24	0.00	5,194.24	
200 9148	CLASS OF 2016 2,818.67	0.00	79.95	79.95	2,738.72	654.96	2,083.76	
200 9149	CLASS OF 2017 762.69	0.00	0.00	0.00	762.69	0.00	762.69	
200 9150	CLASS OF 2018 294.00	0.00	0.00	0.00	294.00	0.00	294.00	
200 9151	CLASS OF 2019 0.00	0.00	0.00	0.00	0.00	0.00	0.00	
200 9200	JR. HIGH CHESS CLUB 90.31	0.00	0.00	0.00	90.31	22.00	68.31	
200 9201	BUILDER'S CLUB/JR HIGH 313.27	0.00	0.00	0.00	313.27	0.00	313.27	
200 9202	MS MAGAZINE FUND 12,987.58	0.00	584.91	584.91	12,402.67	674.00	11,728.67	
200 9203	MS BAND 211.79	0.00	0.00	0.00	211.79	0.00	211.79	
200 9204	MS CHOIR 469.60	0.00	0.00	0.00	469.60	0.00	469.60	
200 9205	OUTDOOR ADVENTURE CLUB/FMS 94.74	0.00	0.00	0.00	94.74	0.00	94.74	
200 9206	MS ORCHESTRA 44.96	0.00	0.00	0.00	44.96	0.00	44.96	
200 9207	ART CLUB/MIDDLE SCHOOL 631.83	3.00	0.00	0.00	634.83	0.00	634.83	
200 9208	MS NEWSPAPER 388.86	0.00	0.00	0.00	388.86	0.00	388.86	
200 9209	MS STUDENT COUNCIL 2,747.97	50.00	0.00	0.00	2,797.97	0.00	2,797.97	

Date: 08/04/2015  
 Time: 11:55 am

FREMONT CITY SCHOOL DISTRICT  
 Financial Report by Fund/SCC

Page: 16  
 (FINSUM)

Fund #	Fund Description	FYTD Receipts	MTD Expenditures	FYTD Expenditures	Current Fund Balance	Current Encumbrances	Unencumbered Fund Balance	Bank Code
200 9210	HISTORY CLUB - MIDDLE SCHOOL	100.00-	0.00	0.00	10,314.72	0.00	10,314.72	
	10,414.72	100.00-						
200 9211	MS YEARBOOK	17.00	1,376.68	1,376.68	2,151.84	0.00	2,151.84	
	3,511.52							
200 9212	YOUTH ASSET - GENERAL FUND	0.00	0.00	0.00	34.15	0.00	34.15	
	34.15	0.00						
200 9214	SPIRIT CLUB - MIDDLE SCHOOL	0.00	0.00	0.00	6,557.30	0.00	6,557.30	
	6,557.30	0.00						
200 9216	FMS QUIZ BOWL TEAM	0.00	0.00	0.00	41.77	0.00	41.77	
	41.77	0.00						
200 9222	FUTURE EDUCATORS/MIDDLE SCHOOL	0.00	0.00	0.00	126.46	0.00	126.46	
	126.46	0.00						
200 9286	DRAMA CLUB/MS	0.00	181.75	181.75	7.63-	0.00	7.63-	
	174.12	0.00						
300 0000	ATHLETICS	2,743.94	6,482.93	6,482.93	123,450.66	19,239.97	104,210.69	
	127,189.65							
300 9100	PRE-SEASON SALES AND PRE-SALE	6,155.00	0.00	0.00	11,880.00	0.00	11,880.00	
	5,725.00							
300 9101	ROSS GIRLS BASKETBALL	0.00	0.00	0.00	5,273.65	150.00	5,123.65	
	5,273.65	0.00						
300 9102	ROSS BOYS BASKETBALL	0.00	1,018.30	1,018.30	6,842.84	0.00	6,842.84	
	7,861.14	0.00						
300 9103	ROSS WRESTLING	0.00	0.00	0.00	69.65	0.00	69.65	
	69.65	0.00						
300 9104	ROSS FOOTBALL	0.00	75.00	75.00	8,434.40	414.00	8,020.40	
	8,509.40	0.00						
300 9105	ROSS TRACK	0.00	0.00	0.00	7,813.50	0.00	7,813.50	
	7,813.50	0.00						
300 9106	ROSS-BOYS TENNIS	0.00	0.00	0.00	0.00	0.00	0.00	
	0.00	0.00						
300 9107	ROSS HIGH - GOLF	0.00	0.00	0.00	878.58	0.00	878.58	
	878.58	0.00						









Date: 08/04/2015  
Time: 11:55 am

FREMONT CITY SCHOOL DISTRICT  
Financial Report by Fund/SCC

Fund #	Fund Description	FYTD	MTD	FYTD	Current	Current	Unencumbered	Bank
Begin Balance	MTD Receipts	Receipts	Expenditures	Expenditures	Fund Balance	Encumbrances	Fund Balance	Code
GRAND TOTALS:								
22,245,666.71	9,987,462.26	9,987,462.26	5,311,181.65	5,311,181.65	26,921,947.32	8,559,025.82	18,362,921.50	



Check#	Check Date	Org Sta	Vendor Paid	Check Amount	Status Date
000109	07/28/2015	M/M	LINDSAY VANDERVEEN	100.87	
000110	07/28/2015	M/M	LINDSAY VANDERVEEN	122.00	
000111	07/31/2015	M/M	P & A GROUP	5,607.50	
000112	07/13/2015	M/M	PATRICIA PRUNTY	109.70	
000113	07/28/2015	M/M	Nicole Unger	49.34	
000114	07/31/2015	M/M	P & A GROUP	5,453.22	
070063	07/01/2015	W/R	CROGHAN COLONIAL BANK	3,500.00	07/01/2015
070064	07/01/2015	W/R	FREMONT CITY BD. OF EDUC	550.00	07/01/2015
070065	07/03/2015	W/W	SCHOOL EMPLOYEES RETIREMENT	1,335.20	
070066	07/03/2015	W/R	STATE TEACHERS RETIRE.	11,316.12	07/08/2015
070067	07/01/2015	W/R	JUDY DONNAN	250.00	07/03/2015
070068	07/09/2015	W/R	AJ'S HEAVENLY PIZZA	167.50	07/13/2015
070069	07/09/2015	W/R	THE TOLEDO ZOO	783.00	07/13/2015
070070	07/10/2015	W/R	OHIO CERAMIC SUPPLY	434.03	07/16/2015
070071	07/10/2015	W/R	BONNIE WEAVER	214.63	07/16/2015
070072	07/10/2015	W/R	ANDREW POIGNON	310.85	07/17/2015
070073	07/10/2015	W/R	NORMA VELA	67.23	07/15/2015
070074	07/10/2015	W/R	NANCY MCKILLIP	105.80	07/16/2015
070075	07/10/2015	W/R	ACE HARDWARE	1,043.60	07/17/2015
070076	07/10/2015	W/R	PEARSON CLINICAL ASSESSMENT	5,506.30	07/13/2015
070077	07/10/2015	W/R	ALLEN COUNTY EDUCATIONAL	100.00	07/15/2015
070078	07/10/2015	W/R	AMSTERDAM PRINTING	133.45	07/15/2015
070079	07/10/2015	W/R	A.S.C.D.	80.10	07/16/2015
070080	07/10/2015	W/R	ASSOCIATED BUYERS	55.83	07/15/2015
070081	07/10/2015	W/R	ITSAVVY	294.00	07/15/2015
070082	07/10/2015	W/R	AIR ANALYSIS, INC.	2,800.00	07/14/2015
070083	07/10/2015	W/V	BENCHMARK PRINTS	115.96	07/10/2015
070084	07/10/2015	W/R	LINDSAY VANDERVEEN	131.08	07/14/2015
070085	07/10/2015	W/W	BROOKLYN PUBLISHERS LLC	181.75	
070086	07/10/2015	W/R	BROWN SUPPLY CO	450.82	07/14/2015
070087	07/10/2015	W/R	BRICKER & ECKLER LLP	1,806.85	07/14/2015
070088	07/10/2015	W/R	CENTRAL OHIO YOUTH CENTER	4,420.00	07/16/2015
070089	07/10/2015	W/R	CHARIOTT FOODS	1,434.00	07/16/2015
070090	07/10/2015	W/R	CMRS-POC	8,000.00	07/16/2015
070091	07/10/2015	W/R	COLOR HAVEN PAINT SUPPLY	240.29	07/14/2015
070092	07/10/2015	W/R	CONTRACTORS EQUIP RENTAL	97.50	07/13/2015
070093	07/10/2015	W/R	CROGHAN COLONIAL BANK	50.00	07/13/2015
070094	07/10/2015	W/R	CREATIVE TEACHING	181.79	07/15/2015
070095	07/10/2015	W/R	FAMOUS SUPPLY CO.	760.72	07/14/2015
070096	07/10/2015	W/R	FAYE EISHEN	41.86	07/28/2015
070097	07/10/2015	W/R	FLOWER REAL ESTATE HOLDINGS	350.00	07/22/2015
070098	07/10/2015	W/R	FORTBALL PIZZA PALACE	223.95	07/31/2015
070099	07/10/2015	W/R	FREMONT AUTO PARTS	187.77	07/14/2015
070100	07/10/2015	W/V	KELLERMYER COMPANY	1,908.93	07/10/2015
070101	07/10/2015	W/R	HABITEC SECURITY	3,939.48	07/15/2015
070102	07/10/2015	W/W	HAWTHORNE EDUCATIONAL SERVICES	298.00	
070103	07/10/2015	W/R	HEIBERGER PAVING	41,610.00	07/14/2015
070104	07/10/2015	W/R	HOBART SERVICES	592.69	07/16/2015
070105	07/10/2015	W/R	JOSTENS, INC.	56.20	07/13/2015
070106	07/10/2015	W/R	LOUIS R POLSTER COMPANY	2,395.08	07/14/2015
070107	07/10/2015	W/R	LOWE'S CO., INC. FREMONT	2,083.72	07/16/2015
070108	07/10/2015	W/R	NORTH CENTRAL OHIO ESC	6,575.32	07/14/2015

Check#	Check Date	Org Sta	Vendor Paid	Check Amount	Status Date
070109	07/10/2015	W/R	KUNS NORTHCOAST SECURITY	360.69	07/20/2015
070110	07/10/2015	W/R	PROMEDICA MEMORIAL HOSPITAL	700.00	07/15/2015
070111	07/10/2015	W/R	O.E. MEYER & SONS	204.12	07/16/2015
070112	07/10/2015	W/R	MAIL FINANCE	792.00	07/13/2015
070113	07/10/2015	W/R	NCS PEARSON	15,600.00	07/13/2015
070114	07/10/2015	W/R	THE NEWS MESSENGER	364.72	07/14/2015
070115	07/10/2015	W/R	NICHOLS PAPER & SUPPLY CO	3,852.23	07/15/2015
070116	07/10/2015	W/R	OHIO BCI & I	1,406.00	07/20/2015
070117	07/10/2015	W/R	OHSAA	150.00	07/20/2015
070118	07/10/2015	W/W	OHSVCA	250.00	
070119	07/10/2015	W/R	O.P AQUATICS	2,266.46	07/15/2015
070120	07/10/2015	W/R	ORIENTAL TRADING CO.	50.95	07/15/2015
070121	07/10/2015	W/R	OTTO & URBAN FLOWER SHOP	1,595.00	07/14/2015
070122	07/10/2015	W/R	PCM-G	4,214.72	07/14/2015
070123	07/10/2015	W/R	PEARSON EDUCATION	3,422.72	07/16/2015
070124	07/10/2015	W/W	POSTMASTER-FREMONT	98.00	
070125	07/10/2015	W/R	ROBERTS AUTO ELECTRIC	295.00	07/24/2015
070126	07/10/2015	W/R	ROOT'S POULTRY	126.20	07/14/2015
070127	07/10/2015	W/R	SABROSKE ELECTRIC	691.00	07/13/2015
070128	07/10/2015	W/W	SANDUSKY COUNTY	2,200.00	
070129	07/10/2015	W/R	SCW	1,018.87	07/14/2015
070130	07/10/2015	W/R	SCHOLASTIC CLASS MAGAZINE	593.34	07/17/2015
070131	07/10/2015	W/V	SENECA CAVERNS	60.00	07/14/2015
070132	07/10/2015	W/R	SELKING INTERNATIONAL	866.86	07/15/2015
070133	07/10/2015	W/R	SHEETS SUPPLY	1,212.26	07/14/2015
070134	07/10/2015	W/R	SHRADER TIRE AND OIL	468.00	07/15/2015
070135	07/10/2015	W/R	SOUTHPAW ENTERPRISES	255.30	07/14/2015
070136	07/10/2015	W/R	SPOONER, INCORPORATED	875.00	07/15/2015
070137	07/10/2015	W/R	STAPLES ADVANTAGE	332.22	07/13/2015
070138	07/10/2015	W/R	SUPER DUPER PUBLICATIONS	257.90	07/15/2015
070139	07/10/2015	W/R	TIRE MAN	12.90	07/15/2015
070140	07/10/2015	W/R	VICKI MCAFEE	108.76	07/13/2015
070141	07/10/2015	W/R	TRACI MCCAUDY	138.00	07/13/2015
070142	07/10/2015	W/R	UNIFIRST CORPORATION	163.71	07/16/2015
070143	07/10/2015	W/R	UNITED PARCEL SERVICE	111.70	07/16/2015
070144	07/10/2015	W/R	WAL-MART STORES INC.	391.23	07/17/2015
070145	07/10/2015	W/R	WALSWORTH PUBLISHING CO	1,376.68	07/14/2015
070146	07/10/2015	W/R	VISA	992.89	07/15/2015
070147	07/10/2015	W/W	KEN KISER SOUND	1,325.00	
070148	07/10/2015	W/R	KIM BEARDMORE	25.19	07/23/2015
070149	07/10/2015	W/R	KIM MEEK	69.88	07/16/2015
070150	07/10/2015	W/R	DEBRA A. BOGNER	54.74	07/13/2015
070151	07/10/2015	W/R	DESIREE SUBSARA	106.72	07/14/2015
070152	07/10/2015	W/R	RHONDA SCHMIDT	978.48	07/15/2015
070153	07/10/2015	W/R	TOFT DAIRY	2,696.21	07/15/2015
070154	07/10/2015	W/R	TOFT'S ICE CREAM	70.00	07/15/2015
070155	07/10/2015	W/R	ALFRED NICKLES BAKERY INC.	557.39	07/16/2015
070156	07/10/2015	W/R	FREMONT CITY BD. OF EDUC	1,247.99	07/13/2015
070157	07/10/2015	W/R	CENTURY EQUIPMENT	214.40	07/15/2015
070158	07/10/2015	W/R	SANDUSKY COUNTY FAMILY AND	5,900.00	07/15/2015
070159	07/10/2015	W/R	CHRISTINE ORAVETS	117.80	07/16/2015
070160	07/10/2015	W/R	AMY MILLER	6,000.00	07/17/2015

Check#	Check Date	Org Sta	Vendor Paid	Check Amount	Status Date
070161	07/10/2015	W/R	ELLEN JOSEPH	108.48	07/13/2015
070162	07/10/2015	W/R	RACHEL CHERVENAK	127.17	07/21/2015
070163	07/10/2015	W/R	LELA FOOS	4.79	07/31/2015
070164	07/10/2015	W/R	ANITA CORTEZ	123.29	07/15/2015
070165	07/10/2015	W/R	MANDI MILLER	69.75	07/13/2015
070166	07/10/2015	W/R	JONATHAN TORRENCE	55.98	07/15/2015
070167	07/10/2015	W/R	LISA ZIMMERMAN	71.56	07/16/2015
070168	07/10/2015	W/R	COREY STRAUB	190.44	07/21/2015
070169	07/10/2015	W/R	ANNA BALLMER	81.01	07/15/2015
070170	07/10/2015	W/R	BRANDY IVY	9.37	07/22/2015
070171	07/10/2015	W/W	CHERYL MC DANIEL	325.00	
070172	07/10/2015	W/R	MONIQUE POLLICK	44.16	07/15/2015
070173	07/10/2015	W/R	DENISE KNIPP	69.08	07/14/2015
070174	07/10/2015	W/R	IRMA VILLAREAL	70.51	07/20/2015
070175	07/10/2015	W/R	KYLE HOFFMAN	14.38	07/17/2015
070176	07/10/2015	W/W	HENRY GEGORSKI	14.72	
070177	07/10/2015	W/R	BENCHMARK PRINTS	106.63	07/15/2015
070178	07/10/2015	W/R	NICHOLS PAPER & SUPPLY CO	1,908.93	07/13/2015
070179	07/10/2015	W/R	STAPLES ADVANTAGE	54.31	07/01/2015
070180	07/10/2015	W/R	VERIZON WIRELESS	70.28	07/01/2015
070181	07/10/2015	W/R	VISA	63.31	07/15/2015
070182	07/14/2015	W/R	AMAZON.COM	1,368.00	07/08/2015
070183	07/14/2015	W/R	A T & T	3,440.10	07/08/2015
070184	07/14/2015	W/R	ATHLETIC TRAINER 360.COM	118.00	07/08/2015
070185	07/14/2015	W/R	SETON IDENTIFICATION PRODUCTS	1,072.80	07/08/2015
070186	07/14/2015	W/R	STAPLES ADVANTAGE	103.82	07/08/2015
070188	07/17/2015	W/W	SCHOOL EMPLOYEES RETIREMENT	1,390.21	
070189	07/17/2015	W/R	STATE TEACHERS RETIRE.	11,584.54	07/20/2015
070190	07/15/2015	W/R	FAIRFIELD INN & SUITES	1,272.00	07/15/2015
070191	07/15/2015	W/R	HAMPTON INN COLUMBUS	258.00	07/15/2015
070192	07/15/2015	W/R	OHIO UNIVERSITY	595.00	07/15/2015
070193	07/20/2015	B/R	MALISSA EVANS	100.00	07/24/2015
070195	07/22/2015	W/R	DEPARTMENT OF THE TREASURY	1,782.00	07/29/2015
070196	07/22/2015	W/R	SANDUSKY CO. HEALTH DEPT	70.00	07/24/2015
070197	07/22/2015	W/R	BEST WESTERN	366.72	07/29/2015
070198	07/22/2015	W/R	KROGER CO	79.88	07/27/2015
070199	07/24/2015	W/R	BONNIE WEAVER	22.50	07/31/2015
070200	07/24/2015	W/R	B & H PHOTO/VIDEO	128.95	07/28/2015
070201	07/24/2015	W/R	KAREN DRAY	109.02	07/28/2015
070202	07/24/2015	W/W	AC SUPPLY CO	1,063.41	
070203	07/24/2015	W/R	ACP DIRECT	82.65	07/29/2015
070204	07/24/2015	W/R	ADKINS SANITATION	150.00	07/31/2015
070205	07/24/2015	W/R	ATLAS OIL COMPANY	15,456.66	07/27/2015
070206	07/24/2015	W/W	BASA	1,762.42	
070207	07/24/2015	W/R	SCHOOL SPECIALTY	1,694.21	07/28/2015
070208	07/24/2015	W/R	BELLA COSA	284.00	07/31/2015
070209	07/24/2015	W/R	BEST OFFICE PRODUCTS	315.94	07/31/2015
070210	07/24/2015	W/R	DICK BLICK	5,425.46	07/29/2015
070211	07/24/2015	W/R	BRICKER & ECKLER LLP	7,896.40	07/28/2015
070212	07/24/2015	W/R	CDW-G	5,633.05	07/28/2015
070213	07/24/2015	W/R	CHARIOTT FOODS	327.25	07/29/2015
070214	07/24/2015	W/R	CINI LITTLE INTERNATIONAL, INC	5,430.00	07/28/2015

Check#	Check Date	Org Sta	Vendor Paid	Check Amount	Status Date
070215	07/24/2015	W/R	COLUMBIA GAS OF OHIO	1,126.33	07/31/2015
070216	07/24/2015	W/R	COLUMBUS CLAY CO.	407.50	07/28/2015
070217	07/24/2015	W/R	COMMERCE PAPER CO	2,432.25	07/28/2015
070218	07/24/2015	W/W	CORPORATE ONE BENEFITS	3,208.00	
070219	07/24/2015	W/R	CROGHAN COLONIAL BANK	124.30	07/27/2015
070220	07/24/2015	W/R	CROWN BATTERY	179.73	07/28/2015
070221	07/24/2015	W/R	CPI	150.00	07/31/2015
070222	07/24/2015	W/W	DISCOVERY EDUCATION	9,025.00	
070223	07/24/2015	W/W	AMERICAN LEAK DETECTION	965.00	
070224	07/24/2015	W/R	AMERIGAS	89.34	07/31/2015
070225	07/24/2015	W/R	DISCOUNT SCHOOL SUPPLY	742.05	07/29/2015
070226	07/24/2015	W/R	VILLAGE ENERGY COOPERATIVE	95.63	07/28/2015
070227	07/24/2015	W/R	EBSCO SUBSCRIPTION SERVICES	1,042.58	07/28/2015
070228	07/24/2015	W/R	FLINN SCIENTIFIC	3,234.45	07/28/2015
070229	07/24/2015	W/R	FORTE MUSIC INC.	5,636.38	07/29/2015
070230	07/24/2015	W/R	UTILITY BILLING OFFICE	12,602.84	07/29/2015
070231	07/24/2015	W/R	HABITEC SECURITY	35.00	07/29/2015
070232	07/24/2015	W/R	HOME SUPPLY CENTER	349.90	07/31/2015
070233	07/24/2015	W/R	HEALTHLINK	610.00	07/29/2015
070234	07/24/2015	W/R	LAMAR ADVERTISING	1,002.00	07/28/2015
070235	07/24/2015	W/R	HEARLIHY STORE	93.56	07/31/2015
070236	07/24/2015	W/W	LION CLUB INTERNATIONAL	40.00	
070237	07/24/2015	W/R	THE LAMPO GROUP, INC.	8,373.62	07/29/2015
070238	07/24/2015	W/R	LUCKEY FARMERS, INC.	674.02	07/28/2015
070239	07/24/2015	W/W	WILLIAM G. O'CALLAGHAN JR.	750.00	
070240	07/24/2015	W/R	NORTH CENTRAL OHIO ESC	40,145.85	07/28/2015
070241	07/24/2015	W/R	MCPC IMAGE PRINTING	11,799.37	07/31/2015
070242	07/24/2015	W/R	MCPC IMAGING ASSOCIATION	68.00	07/28/2015
070243	07/24/2015	W/R	FRONTLINE TECHNOLOGIES	12,521.00	07/29/2015
070244	07/24/2015	W/W	MHS	406.08	
070245	07/24/2015	W/R	MICROMAN, INC	23,464.00	07/28/2015
070246	07/24/2015	W/W	MOLLY HAWKINS	1,800.44	
070247	07/24/2015	W/R	NASCO	386.42	07/28/2015
070248	07/24/2015	W/R	NASSP	95.00	07/28/2015
070249	07/24/2015	W/R	WESTSIDE RADIATOR WORKS, LLC	2,585.00	07/28/2015
070250	07/24/2015	W/R	NICHOLS PAPER & SUPPLY CO	2,067.71	07/29/2015
070251	07/24/2015	W/R	NORTH TOWN STORAGE	2,145.00	07/31/2015
070252	07/24/2015	W/W	NUTRISLICE, INC.	1,250.00	
070253	07/24/2015	W/W	NWOSSCA	200.00	
070254	07/24/2015	W/W	OHIO ACTE	85.00	
070255	07/24/2015	W/W	OHIO DEPARTMENT OF COMMERCE	247.25	
070256	07/24/2015	W/R	AMERICAN ELECTRIC POWER	17,445.44	07/29/2015
070257	07/24/2015	W/R	OHIO SCHOOLS COUNCIL	932.60	07/27/2015
070258	07/24/2015	W/W	OHIO SCHOOL COUNCIL	1,619.10	
070259	07/24/2015	W/R	O.P AQUATICS	408.30	07/29/2015
070260	07/24/2015	W/R	P A S C O SCIENTIFIC	1,587.00	07/28/2015
070261	07/24/2015	W/W	POSTMASTER-FREMONT	396.00	
070262	07/24/2015	W/W	THE PARTY STARTS HERE	79.95	
070263	07/24/2015	W/R	RED TREE INVESTMENT GROUP	782.24	07/29/2015
070264	07/24/2015	W/R	ROTARY CLUB OF FREMONT	175.00	07/31/2015
070265	07/24/2015	W/R	SANDUSKY COUNTY BOARD OF DD	83,389.70	07/29/2015
070266	07/24/2015	W/R	SCW	4,748.50	07/29/2015

Check#	Check Date	Org Sta	Vendor Paid	Check Amount	Status Date
070267	07/24/2015	W/W	AT&T	4,168.18	
070268	07/24/2015	W/R	SHERWIN WILLIAMS PAINT	342.42	07/29/2015
070269	07/24/2015	W/R	SIMPLEX TIME RECORDER CO	969.88	07/29/2015
070270	07/24/2015	W/R	STAPLES ADVANTAGE	3,847.71	07/28/2015
070271	07/24/2015	W/R	STREAKER TRACTOR SALES	136.17	07/28/2015
070272	07/24/2015	W/R	TEACHER'S DISCOVERY	5,004.56	07/31/2015
070273	07/24/2015	W/R	CENGAGE LEARNING	3,366.00	07/29/2015
070274	07/24/2015	W/R	TIERNEY BROTHERS INC.	780.00	07/28/2015
070275	07/24/2015	W/W	TIFFIN UNIVERSITY	75.00	
070276	07/24/2015	W/R	TOLEDO EDISON CO.	2,741.80	07/28/2015
070277	07/24/2015	W/R	TOLEDO PHYS ED SUPPLY	498.47	07/29/2015
070278	07/24/2015	W/R	UNIFIRST CORPORATION	107.18	07/31/2015
070279	07/24/2015	W/R	VANGUARD-SENTINEL CTC	16,938.56	07/28/2015
070280	07/24/2015	W/R	WAL-MART STORES INC.	634.32	07/31/2015
070281	07/24/2015	W/R	WARD'S	447.49	07/31/2015
070282	07/24/2015	W/W	WESTLAKE REED LESKOSKY	2,017.01	
070283	07/24/2015	W/R	WSOS	26,734.53	07/28/2015
070284	07/24/2015	W/R	CAROLINA BIOLOGICAL SUPPLY	1,086.00	07/28/2015
070285	07/24/2015	W/R	SHELLEY FANNIN	118.45	07/29/2015
070286	07/24/2015	W/W	MCMANUS, DOSEN & CO.	2,950.00	
070287	07/24/2015	W/R	MCMASTER-CARR	286.88	07/31/2015
070288	07/24/2015	W/R	ANGELA MEHLING	103.50	07/31/2015
070289	07/24/2015	W/W	BILL MEASIMER	180.00	
070290	07/24/2015	W/R	FREMONT CITY BD. OF EDUC	365.59	07/24/2015
070291	07/24/2015	W/R	WOLESLAGEL MOVING	80.00	07/28/2015
070292	07/24/2015	W/R	SANDUSKY CO SANITARY ENGINEER	383.48	07/29/2015
070293	07/24/2015	W/R	SHERRY CORTHELL	56.06	07/28/2015
070294	07/24/2015	W/R	JESSICA GLEBA	67.28	07/29/2015
070295	07/24/2015	W/R	JAY FERGUSON	4,880.00	07/28/2015
070296	07/24/2015	W/R	AMELIA GIOFFREDO	39.75	07/27/2015
070297	07/24/2015	W/V	DOLLAR TREE	30.00	07/24/2015
070298	07/28/2015	W/W	AMAZON.COM	1,716.95	
070299	07/28/2015	W/W	A T & T	3,306.85	
070300	07/28/2015	W/W	SCHOOL SPECIALTY	2,548.35	
070301	07/28/2015	W/W	REPUBLIC SERVICES	4,175.51	
070302	07/28/2015	W/W	CARLEX, INC.	123.20	
070303	07/28/2015	W/W	CDW-G	60,011.50	
070304	07/28/2015	W/W	DOLLAR TREE	72.00	
070305	07/28/2015	W/W	HOUGHTON MIFFLIN HARCOURT	4,158.35	
070306	07/28/2015	W/W	MAKER SHED	6,304.94	
070307	07/28/2015	W/W	NEOPOST	46.99	
070308	07/28/2015	W/W	OASBO	836.00	
070309	07/28/2015	W/W	APPLE	14,193.47	
070310	07/28/2015	W/W	RIVERSIDE PUBLISHING	475.86	
070311	07/28/2015	W/W	AT & T LONG DISTANCE	1,605.93	
070312	07/28/2015	W/W	SOCCER.COM	454.93	
070313	07/28/2015	W/W	STAPLES ADVANTAGE	2,377.38	
070314	07/28/2015	W/W	TIGER DIRECT	15,460.91	
070315	07/28/2015	W/W	VERIZON WIRELESS	3,383.38	
070316	07/28/2015	W/W	WALGREENS	32.07	
070317	07/28/2015	W/W	WAL-MART STORES INC.	88.43	
070318	07/28/2015	W/W	AMERICAN EXPRESS	135.94	

Check#	Check Date	Org Sta	Vendor Paid	Check Amount	Status Date
070319	07/31/2015	W/W	SCHOOL EMPLOYEES RETIREMENT	1,382.38	
070320	07/31/2015	W/W	STATE TEACHERS RETIRE.	11,627.36	
070321	07/29/2015	W/W	POSTMASTER-FREMONT	467.89	
070322	07/29/2015	W/W	CHIPOTLE	405.00	
070323	07/29/2015	W/W	A T & T	113.15	
070324	07/30/2015	W/R	PRINCETON PRICE	1,140.00	07/31/2015
102237	07/07/2015	M/M	PATRICIA PRUNTY	351.45	
103911	07/09/2015	M/M	TRACY LYTLE	68.60	
104543	07/10/2015	M/M	JEFFREY MILLER	35.00	
104959	07/13/2015	M/V	PATRICIA PRUNTY	.00	07/31/2015
107676	07/16/2015	M/M	RUSSELL BRENNAN	260.00	
954611	07/03/2015	M/M	FREMONT BOE-WC	3,154.46	
954612	07/03/2015	M/M	FREMONT BOE-MEDICARE	11,351.30	
954613	07/07/2015	M/M	GUARDIAN INSURANCE	1,881.13	
954614	07/07/2015	M/M	MEDICAL MUTUAL OF OHIO	48,321.58	
954615	07/07/2015	M/M	EXPRESS SCRIPTS, INC	16,579.21	
954616	07/07/2015	M/M	MEDICAL MUTUAL OF OHIO	47,069.36	
954617	07/13/2015	M/M	BANK OF NEW YORK MELLON	358,258.13	
954618	07/14/2015	M/M	MEDICAL MUTUAL OF OHIO	25,415.27	
954619	07/14/2015	M/M	GUARDIAN INSURANCE	12,971.89	
954620	07/14/2015	M/M	EXPRESS SCRIPTS, INC	20,163.41	
954621	07/17/2015	M/M	FREMONT BOE-MEDICAL	268,423.94	
954622	07/17/2015	M/M	FREMONT BOE-DENTAL	14,146.35	
954623	07/17/2015	M/M	FREMONT BOE-WC	4,666.29	
954624	07/17/2015	M/M	FREMONT BOE-MEDICARE	14,496.45	
954628	07/21/2015	M/M	EXPRESS SCRIPTS, INC	20,168.29	
954629	07/21/2015	M/M	MEDICAL MUTUAL OF OHIO	74,337.80	
954630	07/27/2015	M/M	VSP VISION PLAN	659.34	
954631	07/27/2015	M/M	GUARDIAN INSURANCE	26,126.68	
954632	07/27/2015	M/M	VSP VISION PLAN	3,832.36	
954633	07/28/2015	M/M	EXPRESS SCRIPTS, INC	9,803.28	
954634	07/28/2015	M/M	MEDICAL MUTUAL OF OHIO	41,423.95	
954635	07/31/2015	M/M	FREMONT BOE-WC	2,683.31	
954636	07/31/2015	M/M	FREMONT BOE-WC	414.28	
954637	07/31/2015	M/M	FREMONT BOE-MEDICARE	11,612.48	
954638	07/31/2015	M/M	EXPRESS SCRIPTS, INC	518.81	
999555	07/03/2015	C/R	FREMONT CITY BD. OF EDUC	830,106.47	07/03/2015
999556	07/03/2015	M/M	BANK OF AMERICA	102.82	
999557	07/06/2015	W/R	MEAL MAGIC CORP	9.95	07/06/2015
999558	07/13/2015	M/M	US BANK	112.54	
999559	07/17/2015	C/R	FREMONT CITY BD. OF EDUC	1,227,962.46	07/17/2015
999560	07/31/2015	C/R	FREMONT CITY BD. OF EDUC	815,137.45	07/31/2015
999561	07/29/2015	M/M	SERS	65,288.00	
999562	07/29/2015	M/M	STRS	217,682.00	

Total Checks Issued           \$ 4,934,325.91