



# **FREMONT CITY SCHOOLS**

## **AUGUST FINANCIAL REPORT**

**Amelia R. Gioffredo  
500 W. State Street, Suite A  
Fremont, Ohio 43420**

**Fiscal Year 2016**

---

Dr. Traci L. McCaudy  
Superintendent

Amelia R. Gioffredo  
Treasurer


September 18, 2015

Dear Members of the Fremont Board of Education:

The following pages represent the financial status of the Fremont City School District as of August 30, 2015, for all funds submitted for your consideration. Please review the following: Cash Reconciliation, Active Investments Ledger, Self-Funded Insurance Program, Financial Report by Fund and Monthly Check Register.

If you should have any questions or need additional information, please feel free to contact me at (419) 334-5442 (W) or (419) 680-1240 (C).

Respectfully Submitted,



Amelia R. Gioffredo, Treasurer  
Fremont City School District

DATE: 09/03/2015  
TIME: 15:24

FREMONT CITY SCHOOL DISTRICT  
CASH RECONCILIATION AS OF 08/31/2015

PAGE: 1  
(USAEMSED)

	SUB-TOTALS	TOTALS
	-----	-----
Gross Depository Balances:		
GENERAL FUND 344	\$ 2,679,633.69	
STAR OHIO 7017	10,040,235.01	
STAR OHIO 3142	2,285,141.11	
e-bAY 2135	10.67	
FLEX ACCT 3268	15,561.48	
CAFETERIA FUND 3124	73.78	
STAR PLUS 4275	755,640.00	
RedTree Investments	9,367,068.62	
	-----	
Total Depository Balances (Gross)		\$ 25,143,364.36
Adjustments to Bank Balance:		
Cash in Transit to Bank	\$ 0.00	
Outstanding Checks	587,454.62-	
Adjustments	2,789.23	
Merchant Card \$3,697.23		
0		
Ross High Athletic Pay In -\$1,058.00		
NSF's \$150.00		
	-----	
Total Adjustments to Bank Balance		584,665.39-
Investments:		
Treasury Bonds and Notes	\$ 0.00	
Certificate of Deposits	1,799,138.68	
Other Securities	0.00	
Other Investments:		
	-----	
Total Investments		1,799,138.68
Cash on Hand:		
Petty Cash:		
Treasurer's Office	\$ 500.00	
Ross Finance Office/Athletics	3,450.00	
FMS Office	100.00	
School Cafeteria's	663.00	
Elementary/Transportation	400.00	
Change Cash:		
Cash with Fiscal Agent	0.00	
	-----	
Total Cash on Hand		5,113.00
		-----
Total Balances		\$ 26,362,950.65
		=====
Total Fund Balance		\$ 26,362,950.65
		=====
Depository Clearance Accounts:		
PAYROLL CHECKING 352	\$ 170,827.33	
	-----	
Total Clearance Account Balances		\$ 170,827.33

  
-----  
Treasurer

## August - 2015 Investment Sheet

### Major Funds

	Term	Interest Rate	Maturity Date	Investment Amount	Monthly Interest
StarOhio	On Demand	0.020%	Daily	\$10,040,235.01	\$1,072.01
StarOhio - Building	On Demand	0.020%	Daily	\$2,285,141.11	\$219.88
Star Plus	On Demand	0.200%	Daily	\$755,640.00	\$128.22
RedTree Investments US Bank		Variable	Variable	\$9,367,068.62	\$8,411.14
Waterford - CD	365-Days	0.399%	11/19/15	\$500,000.00	\$164.06
TriState Capital - Cedars CD	730-Days	0.747%	12/04/16	\$400,000.00	\$245.66
TriState Capital Bank - CDARS CD	365-Days	0.400%	07/02/15	\$250,000.00	\$82.19
TriState Capital Bank - CD	730-DAYS	1.050%	07/02/17	\$248,000.00	\$214.03

### New Investments

### Minor Funds

Money Market - Pearl Setzler	On Demand	0.330%	Daily	\$28,294.68	\$1.20
CCB-CD-Sara Horn	24-Month	0.250%	09/27/15	\$15,000.00	\$3.08
U S Bank-CD-Dora O'Farrell	24-Month	0.150%	03/05/16	\$1,000.00	\$0.12
U S Bank-CD-Linda Schwartz	24-Month	0.150%	03/05/16	\$3,000.00	\$0.37
U S Bank-CD-Beth Israel	24-Month	0.150%	03/05/16	\$4,500.00	\$0.55
CCB-CD-Gene H. Perry	24-Month	0.250%	04/29/16	\$122,000.00	\$25.07
CCB-CD-Mary Hedrick	36-Month	0.400%	10/30/16	\$1,000.00	\$0.99
CCB-CD-Senior Women	24-Month	0.250%	03/31/16	\$4,500.00	\$0.92
U S Bank-CD-Carolyn Rhodes	36-Month	0.350%	05/18/17	\$53,442.00	\$15.37
U S Bank-CD-Laura Kridler	36-Month	0.350%	05/18/17	\$1,000.00	\$0.29
U S Bank-CD-Edward Forgatsch	36-Month	0.350%	05/18/17	\$4,500.00	\$1.29
U S Bank-CD-American Assoc.	36-Month	0.350%	05/18/17	\$5,000.00	\$1.44
U S Bank-CD-Class of 1950	36-Month	0.350%	06/18/17	\$39,967.00	\$11.50
U S Bank-CD-Margaret Fox	36-Month	0.350%	06/18/17	\$1,000.00	\$0.29
U S Bank-CD-Alex Clark	36-Month	0.350%	06/18/17	\$10,000.00	\$2.88
U S Bank-CD-Pearl Setzler	36-Month	0.350%	06/27/17	\$68,000.00	\$19.56
U S Bank-CD-Howard Nowels	36-Month	0.400%	07/31/17	\$28,935.00	\$9.51
U S Bank-CD-Charles Fox	36-Month	0.350%	10/22/17	\$10,000.00	\$2.88

Totals are for memorandum purposes only

**\$24,247,223.42**

**\$10,631.63**



**RedTree Investment Group**  
**Monthly Investment Report**  
**Fremont City Schools**  
**US Bank Acct #001050970931**  
**Attn: Amelia Gioffredo**  
 August 31, 2015

### Monthly Cash Flow Activity

**From 07-31-15 through 08-31-15**

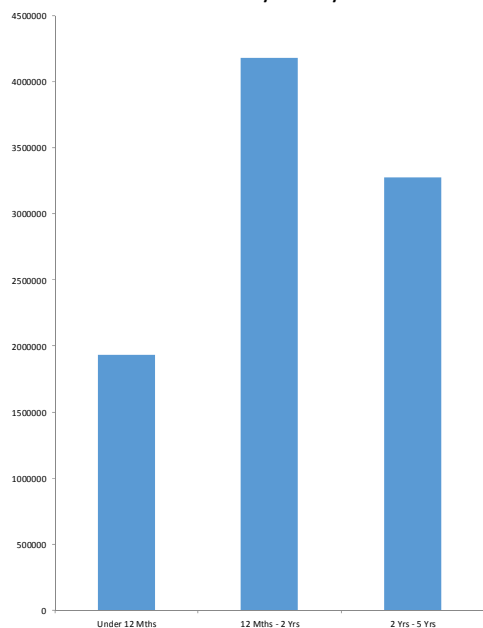
Beginning Book Value	9,358,657.48
Contributions	0.00
Withdrawals	0.00
Prior Month Management Fees	-782.79
Realized Gains/Losses	0.00
Gross Interest Earnings	9,193.93
Ending Book Value	9,367,068.62

### Market Value Summary

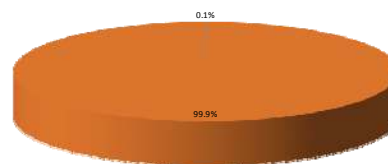
Security Type	Market Value	Pct. Assets	Avg Yield at Cost	Wght Avg Mat
<b>Money Market Fund</b>				
MONEY MARKET FUND	5,803.48	0.1	0.01	0.00
<b>Fixed Income</b>				
U.S. GOVERNMENT AGENCY NOTES	9,377,655.94	99.8	1.05	2.11
Accrued Interest	15,319.77	0.2		
<b>TOTAL PORTFOLIO</b>	<b>9,398,779.19</b>	<b>100.0</b>	<b>1.05</b>	<b>2.11</b>

### Maturity Distribution

Distribution by Maturity



### Security Type Allocation



**Disclosures:** RedTree's internal accounting system is used as the source of the market value of the information reported above. Although obtained from a source believed to be reliable, we cannot guarantee its accuracy. You should review all account statements provided by the custodian and compare with the statements provided by RedTree.

**RedTree Investment Group**  
**Portfolio Holdings Report**  
**Fremont City Schools**  
**US Bank Acct #001050970931**  
August 31, 2015

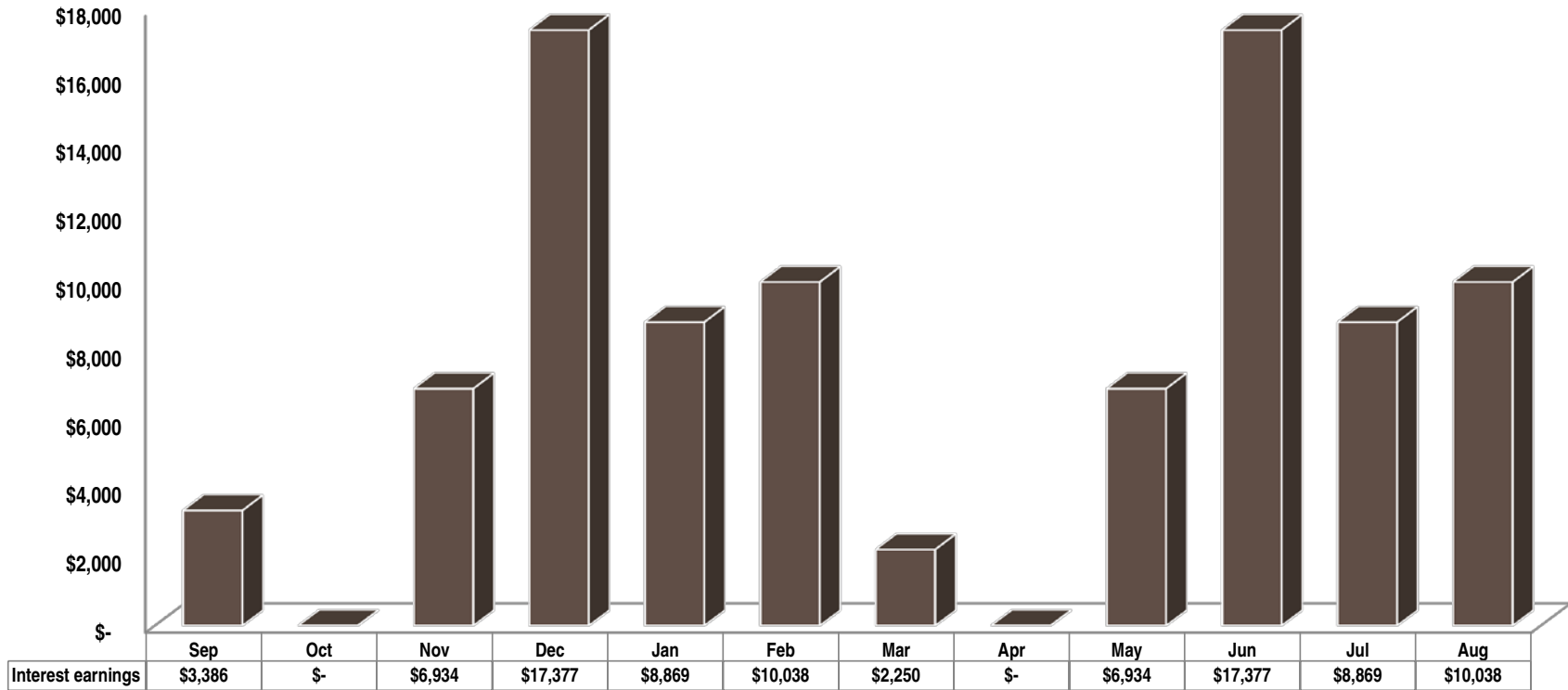


Quantity	Cusip	Security Description	Moody's	S&P	Cost Basis	Market Value	Yield at Cost	Wtd Maturity
<b>U.S. GOVERNMENT AGENCY NOTES</b>								
505,000	3134G3J76	Federal Home Ln Mtg 0.450% Due 09-04-15	Aaa	AA+	505,000.00	505,014.14	0.45	0.01
900,000	3135G0VA8	Federal Natl Mtg Assoc 0.500% Due 03-30-16	Aaa	AA+	899,964.00	900,808.20	0.50	0.58
525,000	3133834R9	Federal Home Ln Bank 0.375% Due 06-24-16	Aaa	AA+	524,148.74	524,798.40	0.46	0.81
905,000	3130A1NN4	Federal Home Ln Bank 0.875% Due 05-24-17	Aaa	AA+	902,420.75	906,497.77	0.98	1.71
700,000	3134G6E82	Federal Home Ln Mtg 0.850% Due 05-26-17	Aaa	AA+	700,000.00	700,027.30	0.85	1.72
1,000,000	3137EADH9	Federal Home Ln Mtg 1.000% Due 06-29-17	Aaa	AA+	996,650.00	1,005,787.00	1.10	1.81
720,000	3134G6G49	Federal Home Ln Mtg 0.800% Due 08-08-17	Aaa	AA+	719,683.20	719,753.04	0.82	1.92
845,000	3130A53Y3	Federal Home Ln Bank 0.700% Due 08-23-17	Aaa	AA+	844,129.65	843,604.90	0.75	1.96
960,000	3135G0TG8	Federal Natl Mtg Assoc 0.875% Due 02-08-18	Aaa	AA+	954,268.80	956,227.20	1.08	2.40
705,000	3130A5Z85	Federal Home Ln Bank 1.250% Due 07-27-18	Aaa	AA+	705,000.00	702,282.22	1.25	2.84
525,000	3134G7LU3	Federal Home Ln Mtg 1.700% Due 07-29-19	Aaa	AA+	525,000.00	526,300.95	1.70	3.77
1,085,000	3130A5KL2	Federal Home Ln Bank 2.100% Due 06-30-20	Aaa	AA+	1,085,000.00	1,086,554.80	2.10	4.56
	Accrued Interest					15,319.77		
					9,361,265.14	9,392,975.71	1.05	2.11
<b>MONEY MARKET FUND</b>								
	USBMMF	First American Treasury Obligations Fund			5,803.48	5,803.48	0.01	
<b>TOTAL PORTFOLIO</b>					<b>9,367,068.62</b>	<b>9,398,779.19</b>	<b>1.05</b>	<b>2.11</b>



# Fremont City Schools

**Next 12 Months - Projected Fixed Income Cash Flows**



**Period Total: \$92,071**

\*Note: This report is a projection and is subject to change. Securities are assumed to be held to final maturity.



**RedTree Investment Group**  
**INCOME - SETTLED TRADES**  
**Fremont City Schools**  
**US Bank Acct #001050970931**  
**Attn: Amelia Gioffredo**  
From 08-01-15 Through 08-31-15

<u>Ex-Date</u>	<u>Pay-Date</u>	<u>Security</u>	<u>Amount</u>
<b>U.S. GOVERNMENT AGENCY NOTES</b>			
08-08-2015	08-08-2015	Federal Home Ln Mtg 0.800% Due 08-08-17	1,440.00
08-08-2015	08-08-2015	Federal Natl Mtg Assoc 0.875% Due 02-08-18	4,200.00
08-23-2015	08-23-2015	Federal Home Ln Bank 0.700% Due 08-23-17	1,971.67
08-25-2015	08-25-2015	Federal Home Ln Mtg 1.400% Due 05-25-18	2,341.11
08-27-2015	08-28-2015	Federal Home Ln Bank 1.250% Due 07-27-18	-758.85
			<hr/>
			9,193.93
<b>NET INCOME</b>			<b>9,193.93</b>





**RedTree Investment Group**  
PURCHASE AND SALE - SETTLED TRADES  
**Fremont City Schools**  
**US Bank Acct #001050970931**  
**Attn: Amelia Gioffredo**  
From 08-01-15 To 08-31-15

Trade Date	Settle Date	Quantity	Security	Unit Price	Amount
<b>PURCHASES</b>					
08-27-2015	08-28-2015	705,000	Federal Home Ln Bank 1.250% Due 07-27-18	100.00	705,000.00
					<hr/> 705,000.00
<b>SALES</b>					
08-25-2015	08-25-2015	700,000	Federal Home Ln Mtg 1.400% Due 05-25-18	100.00	700,000.00
					<hr/> 700,000.00



**RedTree Investment Group**  
REALIZED GAINS AND LOSSES - SETTLED TRADES  
**Fremont City Schools**  
**US Bank Acct #001050970931**  
**Attn: Amelia Gioffredo**  
From 08-01-15 Through 08-31-15

Open Date	Close Date	Quantity	Security	Cost Basis	Proceeds	Gain Or Loss	
						Short Term	Long Term
05-29-2015	08-25-2015	700,000	Federal Home Ln Mtg 1.400% Due 05-25-18	700,000.00	700,000.00	0.00	
TOTAL GAINS						0.00	0.00
TOTAL LOSSES						0.00	0.00
TOTAL REALIZED GAIN/LOSS				0.00			

**FREMONT CITY SCHOOL DISTRICT**  
**Self-Funded Insurance Program**

*August 31, 2015*

Beginning Balance - August 1, 2015 \$764,961.39

**REVENUE**

Board of Education Contributions	\$ 282,608.50	
Employee Contributions	\$ 43,092.99	
Other	\$ -	
<b>Total Revenue</b>		<b>\$ 325,701.49</b>

**EXPENDITURES**

Medical Claims	\$ 157,844.61	
Dental Claims	\$ 25,532.40	
Prescription Drug Claims	\$ 70,618.21	
Vision Claims	\$ 4,097.28	
Administrative Fees:	\$ 55,265.04	
Medical Mutual	\$ 17,318.02	
Dental	\$ 1,843.62	
Express Scripts	\$ 1,500.92	
Vision Service Plan	\$ 639.36	
Stop Loss Insurance	\$ 33,963.12	
Broker Fees		
COBRA		
Other	\$ -	
<b>Total Expenditures</b>		<b>\$ 313,357.54</b>

**Monthly Profit/(Loss)** **\$ 12,343.95**

Ending Balance - Aug. 31, 2015 \$777,305.34

-- Options Summary --

Summary or detail report? (S,D) D  
Output file: FINSUM.TXT  
Print options page? (Y,N) Y  
Generate FINDET report for comparison? (Y,N) N  
!Sort options: FS  
Include funds with zero balances in all fields? (Y,N) Y  
Include future encumbrance amounts? (Y,N) N

BAT\_FINSUM executed by FREMONT\_NC on node NOECA3:: at 3-SEP-2015 15:21:34.00

Date: 09/03/2015  
 Time: 3:21 pm

FREMONT CITY SCHOOL DISTRICT  
 Financial Report by Fund/SCC

Fund #	Fund Description	FYTD Receipts	MTD Expenditures	FYTD Expenditures	Current Fund Balance	Current Encumbrances	Unencumbered Fund Balance	Bank Code
001 0000	GENERAL FUND	11,097,905.97	2,780,078.12	6,708,698.48	11,367,060.95	1,462,274.12	9,904,786.83	
	6,977,853.46	2,528,950.75						
001 9000	TECHNOLOGY FUND - DISTRICT WIDE	110.00	240.00	240.00	0.00	0.00	0.00	
	130.00	40.00-						
001 9001	GENERAL FEE - ATKINSON	0.00	0.00	0.00	0.00	0.00	0.00	
	0.00	0.00						
001 9002	GENERAL FEE - CROGHAN	0.00	0.00	0.00	0.00	0.00	0.00	
	0.00	0.00						
001 9003	GENERAL FEE - HAYES	0.00	0.00	0.00	0.00	0.00	0.00	
	0.00	0.00						
001 9004	GENERAL FEE - LUTZ	0.00	5,812.61	5,812.61	0.00	0.00	0.00	
	5,812.61	0.00						
001 9005	GENERAL FEE - OTIS	0.00	5.50	5.50	0.00	0.00	0.00	
	5.50	0.00						
001 9006	GENERAL FEE - STAMM	0.00	75.00	75.00	0.00	0.00	0.00	
	75.00	0.00						
001 9007	GENERAL FEE - WASHINGTON	0.00	5,128.21	5,128.21	0.00	0.00	0.00	
	5,128.21	0.00						
001 9010	FMS-SIXTH GRADE STUDENT FEES YR 11-12	0.00	50.00	50.00	0.00	0.00	0.00	
	50.00	0.00						
001 9020	GENERAL FEE - STAMM	0.00	0.00	0.00	0.00	0.00	0.00	
	0.00	0.00						
001 9100	WORKBOOKS - ROSS	106.75	0.00	0.00	512.72	0.00	512.72	
	405.97	96.75						
001 9101	ROSS ID TAGS	246.00	0.00	0.00	7,158.74	0.00	7,158.74	
	6,912.74	219.00						
001 9102	SAFETY GLASSES - ROSS	0.00	0.00	0.00	42.55	0.00	42.55	
	42.55	0.00						
001 9103	ART FUND - ROSS	1,289.90	3,748.52	11,768.34	10,478.44-	11,376.13	21,854.57-	
	0.00	1,149.90						
001 9104	HOME ECONOMICS - ROSS	50.65	0.00	0.00	50.65	1,000.00	949.35-	
	0.00	50.65						



Date: 09/03/2015  
 Time: 3:21 pm

FREMONT CITY SCHOOL DISTRICT  
 Financial Report by Fund/SCC

Fund #	Fund Description	FYTD Receipts	MTD Expenditures	FYTD Expenditures	Current Fund Balance	Current Encumbrances	Unencumbered Fund Balance	Bank Code
001 9121	GOVERNMENT - ROSS 340.98      0.00	0.00	340.98	340.98	0.00	0.00	0.00	
001 9122	MUSIC DEPARTMENT CLEANING FEES 323.73      0.00	0.00	323.73	323.73	0.00	0.00	0.00	
001 9123	SCHOOL PLANNERS 1,575.06      0.00	11.00	1,586.06	1,586.06	0.00	0.00	0.00	
001 9125	FOREIGN LANGUAGES - ROSS 0.00      391.25	483.25	0.00	5,414.12	4,930.87-	49.00	4,979.87-	
001 9126	AGRICULTURE - ROSS HIGH 0.00      235.00	235.00	0.00	0.00	235.00	0.00	235.00	
001 9200	MIDDLE SCHOOL CALCULATORS 529.00      23.00	23.00	0.00	0.00	552.00	0.00	552.00	
001 9201	MIDDLE SCHOOL ID TAGS/PLANNERS 15.00      31.00	43.50	0.00	0.00	58.50	1,742.83	1,684.33-	
001 9203	ART - MIDDLE SCHOOL 54.00      78.00	132.00	0.00	0.00	186.00	0.00	186.00	
001 9205	MATERIALS & PROCESSING - MIDDLE SCHOOL 30.00      80.00	80.00	668.52	668.52	558.52-	0.00	558.52-	
001 9206	FMS-CULTURAL CONNECTION-FOREIGN LANGUAGE 4.00      12.00	14.00	0.00	0.00	18.00	0.00	18.00	
001 9210	SCIENCE - MIDDLE SCHOOL 42.00      84.00	119.00	1,319.87	1,319.87	1,158.87-	3,564.48	4,723.35-	
001 9211	CHOIR - MIDDLE SCHOOL 0.00      0.00	0.00	840.00	840.00	840.00-	0.00	840.00-	
001 9212	BAND - MIDDLE SCHOOL 0.00      21.25	237.50	2,454.26	2,203.76	1,966.26-	1,704.32	3,670.58-	
001 9213	INDUSTRIAL TECH - MIDDLE SCHOOL 14.00      45.00	45.00	158.85	1,591.79	1,532.79-	550.00	2,082.79-	
001 9214	COMPUTER & KEYBOARDING - MIDDLE SCHOOL 1,178.30      0.00	0.00	0.00	0.00	1,178.30	0.00	1,178.30	
001 9216	ORCHESTRA - MIDDLE SCHOOL 8.00      69.00	77.00	0.00	0.00	85.00	2,818.00	2,733.00-	

Date: 09/03/2015  
 Time: 3:21 pm

FREMONT CITY SCHOOL DISTRICT  
 Financial Report by Fund/SCC

Fund #	Fund Description	FYTD Receipts	MTD Expenditures	FYTD Expenditures	Current Fund Balance	Current Encumbrances	Unencumbered Fund Balance	Bank Code
001 9217	LANGUAGE ARTS FEES - FMS 6.00 11.00	16.00	0.00	0.00	22.00	981.00	959.00-	
001 9218	SOCIAL STUDIES-FMS 6.00 11.00	16.00	0.00	0.00	22.00	981.00	959.00-	
001 9219	MATH FEES - FMS 6.00 11.00	16.00	0.00	0.00	22.00	981.00	959.00-	
001 9220	MUSIC-GUITAR FMS 10.00 15.00	15.00	0.00	0.00	25.00	0.00	25.00	
001 9300	BUS PURCHASES - STATE MONIES 0.00 0.00	0.00	0.00	0.00	0.00	0.00	0.00	
001 9301	HANDICAPPED BUS PURCHASES - STATE MONIES 0.00 0.00	0.00	0.00	0.00	0.00	0.00	0.00	
001 9302	BUS PURCHASES - LOCAL 4,050.00 0.00	0.00	0.00	0.00	4,050.00	0.00	4,050.00	
001 9303	MEDICAID SCHOOL PROGRAM 472,872.82 0.00	6,192.53	9,268.66	23,781.73	455,283.62	31,850.00	423,433.62	
001 9304	TAX ABATEMENT 4,943,658.35 9,120.00	9,120.00	2,668.84	30,148.90	4,922,629.45	6,771.96	4,915,857.49	
001 9305	AUCTION FUNDING 46,658.96 0.00	0.00	0.00	0.00	46,658.96	0.00	46,658.96	
001 9306	CASINO REVENUE 294,390.37 105,640.71	105,640.71	18,004.97	19,003.97	381,027.11	92,005.71	289,021.40	
001 9600	BAND - ROSS 0.00 2,212.08	2,374.08	8,677.10	14,313.48	11,939.40-	4,307.15	16,246.55-	
001 9601	ELEMENTARY BAND - DISTRICT WIDE 270.00 0.00	0.00	0.00	0.00	270.00	0.00	270.00	
001 9602	ELEMENTARY ORCHESTRA - DISTRICT WIDE 1,220.00 0.00	0.00	0.00	0.00	1,220.00	0.00	1,220.00	
001 9603	ORCHESTRA - ROSS 1,251.27 125.50	125.50	0.00	0.00	1,376.77	705.00	671.77	
001 9604	CHOIR - ROSS 0.00 73.00	73.00	110.00	110.00	37.00-	1,322.75	1,359.75-	



Date: 09/03/2015  
 Time: 3:21 pm

FREMONT CITY SCHOOL DISTRICT  
 Financial Report by Fund/SCC

Fund #	Fund Description	FYTD Receipts	MTD Expenditures	FYTD Expenditures	Current Fund Balance	Current Encumbrances	Unencumbered Fund Balance	Bank Code
002 9004	NOTE - INCOME TAX							
	300.67	0.00	0.00	0.00	300.67	0.00	300.67	
002 9800	2008 ENP							
	771,451.68	47,835.25	476,835.25	0.00	358,258.13	890,028.80	689,186.25	200,842.55
003 0000	PERMANENT IMPROVEMENT FUND							
	264,887.61	31,536.33	306,536.33	234,281.01	246,020.63	325,403.31	411,269.06	85,865.75-
003 9000	P I BUS FUND							
	0.00	0.00	0.00	0.00	0.00	0.00	0.00	0.00
003 9001	STADIUM							
	305,422.00	0.00	0.00	0.00	305,422.00	0.00	305,422.00	
003 9002	ATHLETIC RESURFACING FUND							
	115,000.00	0.00	0.00	39,393.00	81,003.00	33,997.00	0.00	33,997.00
003 9003	WEIGHT ROOM FUND							
	4,933.00	0.00	0.00	0.00	4,933.00	0.00	4,933.00	
003 9004	VEHICLE FUND - NON BUS							
	6,400.00	0.00	0.00	0.00	6,400.00	0.00	6,400.00	
003 9005	POOL EQUIPMENT							
	62,232.98	0.00	0.00	0.00	62,232.98	2,500.00	59,732.98	
003 9006	PERMANENT IMPROVEMENT - DESERT AIR							
	0.00	389,082.31	389,082.31	800.00	800.00	388,282.31	0.00	388,282.31
003 9012	SCOREBOARD FUND							
	0.00	0.00	0.00	0.00	0.00	0.00	0.00	0.00
003 9013	RETAINED INTEREST							
	3.11	0.00	0.00	0.00	3.11	0.00	3.11	
003 9414	OHIO FACILITIES CONSTRUCTION COMMISSION GRANT							
	0.00	0.00	0.00	0.00	0.00	0.00	0.00	0.00
004 9800	FCS BUILDING FUND							
	1,028.55	1,848,110.19	1,848,110.19	0.00	0.00	1,849,138.74	350.00	1,848,788.74
006 0000	FOOD SERVICE FUND							
	1,533,771.21	35,777.34	36,900.76	235,496.40	292,751.78	1,277,920.19	1,395,188.36	117,268.17-
006 9009	SCHOOL BREAKFAST GRANT							
	1,000.00	0.00	0.00	0.00	1,000.00	0.00	1,000.00	

Date: 09/03/2015  
 Time: 3:21 pm

FREMONT CITY SCHOOL DISTRICT  
 Financial Report by Fund/SCC

Fund #	Fund Description	FYTD Receipts	MTD Expenditures	FYTD Expenditures	Current Fund Balance	Current Encumbrances	Unencumbered Fund Balance	Bank Code
Begin	Balance	MTD Receipts						
006 9014	FARM TO SCHOOL GRANT	0.00	0.00	0.00	0.00	0.00	0.00	
007 9000	A C NICHOLS CHARITABLE TRUST	8,036.38	0.00	43,468.85	0.00	0.00	51,505.23	51,505.23
007 9001	A C NICHOLS FUND	0.00	0.00	0.00	0.00	0.00	0.00	0.00
007 9035	PEARL SETZLER TRUST FUND	97,648.10	101.20	352.39	0.00	0.00	98,000.49	98,000.49
007 9050	DORA O'FARRELL ART SCHOLARSHIP FUND	1,000.00	0.00	0.00	0.00	0.00	1,000.00	1,000.00
007 9103	SARA HORN MEMORIAL SCHOLARSHIP	19,714.81	0.00	0.00	0.00	0.00	19,714.81	19,714.81
007 9104	SARA HORN MEMORIAL SCHOLARSHIP INTEREST	9.45	0.00	0.00	0.00	0.00	9.45	9.45
007 9105	SENIOR WOMEN'S SERVICE AWARD	4,708.42	0.00	0.00	0.00	0.00	4,708.42	4,708.42
007 9106	SENIOR WOMEN'S SERVICE AWARD INTEREST	0.00	0.00	2.84	0.00	0.00	2.84	2.84
007 9150	DORA O'FARRELL ART SCHOLARSHIP INTEREST	713.54	0.00	0.00	0.00	0.00	713.54	713.54
007 9201	LAURA KRIDLER TRUST FUND	1,000.00	0.00	0.00	0.00	0.00	1,000.00	1,000.00
007 9202	MARGARET FOX TRUST FUND	1,000.00	0.00	0.00	0.00	0.00	1,000.00	1,000.00
007 9206	BERTHA YOUNGMAN TRUST FUND	1,000.00	0.00	0.00	0.00	0.00	1,000.00	1,000.00
007 9207	IMOGENE FORSYTH TRUST FUND	500.00	0.00	0.00	0.00	0.00	500.00	500.00
007 9601	LAURA KRIDLER TRUST INTEREST	44.75	0.88	0.88	0.00	0.00	45.63	45.63
007 9602	MARGARET FOX INTEREST	1,243.19	0.00	0.00	0.00	0.00	1,243.19	1,243.19

Date: 09/03/2015  
 Time: 3:21 pm

FREMONT CITY SCHOOL DISTRICT  
 Financial Report by Fund/SCC

Page: 7  
 (FINSUM)

Fund #	Fund Description	FYTD Receipts	MTD Expenditures	FYTD Expenditures	Current Fund Balance	Current Encumbrances	Unencumbered Fund Balance	Bank Code
008 9101	GENE H. PERRY SCHOLARSHIP	120,973.15	0.00	0.00	120,973.15	0.00	120,973.15	
008 9102	GENE H. PERRY SCHOLARSHIP INTEREST	0.00	0.00	0.00	76.06	0.00	76.06	
008 9203	MARY HEDRICK TRUST FUND	1,000.00	0.00	0.00	1,000.00	0.00	1,000.00	
008 9204	LINDA SCHWARTZ TRUST FUND	3,000.00	0.00	0.00	3,000.00	0.00	3,000.00	
008 9205	CHARLES FOX TRUST FUND	10,000.00	0.00	0.00	10,000.00	0.00	10,000.00	
008 9400	EDWARD L. FORGATSCH SCHOLARSHIP FUND	4,500.00	0.00	0.00	4,500.00	0.00	4,500.00	
008 9401	BETH ISRAEL CONGREGATION AWARD	4,500.00	0.00	0.00	4,500.00	0.00	4,500.00	
008 9407	G. ALEX CLARK SCHOLARSHIP	10,000.00	0.00	0.00	10,000.00	0.00	10,000.00	
008 9501	CLASS OF 1950 SCHOLARSHIP FUND	40,317.18	0.00	0.00	40,317.18	0.00	40,317.18	
008 9508	AMERICAN ASSOC OF UNIV WOMEN - PRINCIPAL	5,000.00	0.00	0.00	5,000.00	0.00	5,000.00	
008 9599	HOWARD W. NOWELS FOUNDATION	29,935.08	0.00	0.00	29,935.08	0.00	29,935.08	
008 9600	EDWARD FORGATSCH SCHOLARSHIP INTEREST	66.15	3.97	0.00	70.12	0.00	70.12	
008 9601	BETH ISRAEL CONGREGATION INTEREST	12.33	0.00	0.00	12.33	0.00	12.33	
008 9603	MARY HEDRICK INTEREST	691.65	0.00	0.00	692.65	0.00	692.65	
008 9604	LINDA SCHWARTZ SCHOLARSHIP INTEREST	12.70	0.00	0.00	12.70	0.00	12.70	
008 9605	CHARLES FOX SCHOLARSHIP INTEREST	5,503.37	2.97	0.00	5,509.22	0.00	5,509.22	

Date: 09/03/2015  
 Time: 3:21 pm

FREMONT CITY SCHOOL DISTRICT  
 Financial Report by Fund/SCC

Fund #	Fund Description	FYTD Receipts	MTD Expenditures	FYTD Expenditures	Current Fund Balance	Current Encumbrances	Unencumbered Fund Balance	Bank Code
008 9607	G. ALEX CLARK SCHOLARSHIP INTEREST	38.09	0.00	0.00	38.09	0.00	38.09	
008 9608	AMERICAN ASSOC OF UNIV WOMEN - INTEREST	31.57	4.42	4.42	0.00	0.00	35.99	
008 9699	HOWARD NOWELS FOUNDATION INTEREST	28.55	0.00	28.87	0.00	0.00	57.42	
008 9701	CLASS OF 1950 SCHOLARSHIP INTEREST	112.70	0.00	0.00	0.00	0.00	112.70	
008 9801	CAROLYN RHODES SCHOLARSHIP FUND	85,623.92	0.00	0.00	0.00	0.00	85,623.92	
008 9901	CAROLYN RHODES - INTEREST	217.12	47.17	47.17	0.00	0.00	264.29	
010 9800	2008 ENP CLASSROOM FAC.- STATE	0.00	0.00	0.00	0.00	0.00	0.00	
010 9801	2008 CLASSROOM FAC. INTEREST - STATE	0.00	0.00	0.00	0.00	0.00	0.00	
010 9802	2008 ENP CLASSROOM FAC. - LOCAL	1,848,110.19	0.00	0.00	1,848,110.19	1,848,110.19	0.00	
010 9803	2008 CLASSROOM FAC. INTEREST - LOCAL	389,082.31	219.88	219.88	389,082.31	389,082.31	219.88	
010 9804	RETAINED EARNINGS	0.00	0.00	0.00	0.00	0.00	0.00	
014 0000	INTERNAL SERVICE ROTARY FUND	147.39	0.00	0.00	0.00	0.00	147.39	
018 9000	LEARNING RESOURCE CENTER	29.77	0.00	0.00	0.00	0.00	29.77	
018 9001	ELEMENTARY CURRICULUM	3,326.44	0.00	0.00	0.00	0.00	3,326.44	
018 9003	SUPERINTENDENT - CAMPUS WEAR	2,255.95	0.00	0.00	500.00	500.00	1,755.95	650.00
018 9004	FMS PAVER PROJECT	1,115.00	0.00	0.00	0.00	0.00	1,115.00	

Date: 09/03/2015  
 Time: 3:21 pm

FREMONT CITY SCHOOL DISTRICT  
 Financial Report by Fund/SCC

Fund #	Fund Description	FYTD Receipts	MTD Expenditures	FYTD Expenditures	Current Fund Balance	Current Encumbrances	Unencumbered Fund Balance	Bank Code
018 9013	ESL PROGRAM-DONATION-VOCES UNIDAS	500.00	0.00	0.00	500.00	0.00	500.00	
018 9100	LIBRARY - ROSS	564.34	6.99	353.20	218.13	0.00	218.13	
018 9101	EXCELLENCE REWARD PROGRAM - ROSS HIGH	677.77	0.00	0.00	677.77	0.00	677.77	
018 9102	COMMUNITY DONATIONS - ROSS	2,140.74	48.00	197.06	2,008.18	588.08	1,420.10	
018 9103	COLLEGE TESTING - ROSS	1,908.74	15.00	0.00	1,938.74	0.00	1,938.74	
018 9104	MAKE-A-DIFFERENCE - ROSS	2.33	0.00	0.00	2.33	0.00	2.33	
018 9199	E-RATE GRANT FUND	204,592.90	3,289.00	20,990.99	187,267.91	15,066.59	172,201.32	
018 9200	LIBRARY - FMS	1,785.89	0.00	0.00	1,785.89	0.00	1,785.89	
018 9201	YOUTH ASSET TEAM - FMS	147.01	0.00	0.00	147.01	0.00	147.01	
018 9203	DONATION FUND - FMS	8.54	0.00	0.00	8.54	0.00	8.54	
018 9300	LIBRARY - ATKINSON	2,549.32	0.00	183.61	2,365.71	84.00	2,281.71	
018 9303	PRINCIPAL'S ACCOUNT - ATKINSON	4,967.33	0.00	0.00	4,967.33	0.00	4,967.33	
018 9304	MAKE-A-DIFFERENCE - ATKINSON	434.68	0.00	0.00	434.68	0.00	434.68	
018 9305	ART FUND - ATKINSON	1,805.00	0.00	976.25	828.75	0.00	828.75	
018 9306	ART FUND - CROGHAN	1,696.00	0.00	208.73	1,487.27	0.00	1,487.27	
018 9307	ART FUND - WASHINGTON	518.50	0.00	0.00	518.50	0.00	518.50	

Date: 09/03/2015  
 Time: 3:21 pm

FREMONT CITY SCHOOL DISTRICT  
 Financial Report by Fund/SCC

Page: 10  
 (FINSUM)

Fund #	Fund Description	FYTD Receipts	MTD Expenditures	FYTD Expenditures	Current Fund Balance	Current Encumbrances	Unencumbered Fund Balance	Bank Code
018 9400	LIBRARY - CROGHAN 581.49	0.00	0.00	157.32	424.17	0.00	424.17	
018 9404	PRINCIPAL'S ACCOUNT - CROGHAN 993.31	0.00	0.00	0.00	993.31	0.00	993.31	
018 9500	LIBRARY - HAYES 443.26	0.00	0.00	100.67	342.59	0.00	342.59	
018 9505	PRINCIPAL'S ACCOUNT - HAYES 1,712.42	0.00	0.00	0.00	1,712.42	0.00	1,712.42	
018 9506	MAKE-A-DIFFERENCE - HAYES 4,890.13	0.00	110.00	0.00	5,000.13	1,300.00	3,700.13	
018 9600	LIBRARY - LUTZ 1,832.42	0.00	0.00	90.72	1,741.70	0.00	1,741.70	
018 9604	MAKE A DIFFERENCE - LUTZ 0.00	0.00	0.00	0.00	0.00	0.00	0.00	
018 9605	MAKE-A-DIFFERENCE - LUTZ 913.59	0.00	0.00	0.00	913.59	0.00	913.59	
018 9606	PRINCIPAL'S ACCOUNT - LUTZ 6,899.95	0.00	0.00	0.00	6,899.95	0.00	6,899.95	
018 9700	LIBRARY - OTIS 720.89	0.00	0.00	105.71	615.18	0.00	615.18	
018 9707	PRINCIPAL'S ACCOUNT - OTIS 1,239.09	0.00	0.00	0.00	1,239.09	0.00	1,239.09	
018 9800	LIBRARY - STAMM 633.63	0.00	0.00	90.72	542.91	0.00	542.91	
018 9808	PRINCIPAL'S ACCOUNT - STAMM 7,026.83	0.00	157.77	157.77	6,869.06	3,857.79	3,011.27	
018 9900	LIBRARY - WASHINGTON 519.87	0.00	0.00	81.71	438.16	90.55	347.61	
018 9904	MAKE-A-DIFFERENCE - WASHINGTON 136.38	0.00	0.00	0.00	136.38	0.00	136.38	
018 9905	MAKE-A-DIFFERENCE - FMS 73.54	0.00	0.00	0.00	73.54	0.00	73.54	

Date: 09/03/2015  
 Time: 3:21 pm

FREMONT CITY SCHOOL DISTRICT  
 Financial Report by Fund/SCC

Fund #	Fund Description	FYTD	MTD	FYTD	Current	Current	Unencumbered Bank
Begin	MTD	Receipts	Expenditures	Expenditures	Fund	Encumbrances	Fund Balance Code
Balance	Receipts				Balance		
018 9909	PRINCIPAL'S ACCOUNT - WASHINGTON						
3,514.13	0.00	0.00	0.00	0.00	3,514.13	189.40	3,324.73
018 9999	TECHNOLOGY						
151.49	0.00	0.00	0.00	0.00	151.49	0.00	151.49
019 9000	TAX ABATEMENT						
0.00	0.00	0.00	0.00	0.00	0.00	0.00	0.00
019 9001	HEINZ MENTORING GRANT						
275.35	0.00	0.00	0.00	0.00	275.35	0.00	275.35
019 9002	TEACHER VISION GRANT - AEP						
500.00	0.00	0.00	0.00	0.00	500.00	0.00	500.00
019 9003	SCHOOL GRANTS FOR HEALTHY KIDS						
1,444.42	0.00	0.00	0.00	0.00	1,444.42	0.00	1,444.42
019 9010	CHAMPIONS FOR KIDS-FMS						
200.00	0.00	0.00	0.00	0.00	200.00	0.00	200.00
019 9015	Martha Holden Jennings Grant						
924.40	0.00	0.00	0.00	0.00	924.40	0.00	924.40
019 9114	KINDER ACADEMY - UNITED WAY						
33.65	0.00	0.00	0.00	0.00	33.65	0.00	33.65
019 9115	PROJECT ATTEND - UNITED WAY						
4,972.60	371.06	742.10	0.00	110.43	5,604.27	1,000.00	4,604.27
019 9116	ACE MENTORING - UNITED WAY						
837.10	488.81	977.64	0.00	160.75	1,653.99	0.00	1,653.99
019 9117	PARENT/COMMUNITY INVOLVEMENT-UNITED WAY						
631.32	0.00	9.75	0.00	0.00	641.07	0.00	641.07
019 9201	FUEL UP TO PLAY 60 - ROSS						
224.31	0.00	0.00	0.00	0.00	224.31	0.00	224.31
019 9202	FUEL UP TO PLAY 60 - STAMM						
962.36	0.00	0.00	0.00	0.00	962.36	0.00	962.36
019 9203	FUEL UP TO PLAY 60 - WASHINGTON						
691.06	0.00	0.00	0.00	0.00	691.06	0.00	691.06
019 9301	FMS YOUTH ASSET TEAM 1						
450.80	0.00	0.00	0.00	0.00	450.80	0.00	450.80

Date: 09/03/2015  
 Time: 3:21 pm

FREMONT CITY SCHOOL DISTRICT  
 Financial Report by Fund/SCC

Fund #	Fund Description	FYTD Receipts	MTD Expenditures	FYTD Expenditures	Current Fund Balance	Current Encumbrances	Unencumbered Fund Balance	Bank Code
019 9302	FMS YOUTH ASSET TEAM 2 285.31            0.00	0.00	0.00	0.00	285.31	0.00	285.31	
019 9800	HIGH SCHOOLS THAT WORK 2,959.60            0.00	0.00	0.00	0.00	2,959.60	0.00	2,959.60	
022 9300	ATHLETIC TOURNAMENT ACCOUNT 0.00            0.00	0.00	0.00	0.00	0.00	0.00	0.00	
022 9320	MIDDLE SCHOOL STAFF FUND 0.00            0.00	0.00	0.00	0.00	0.00	0.00	0.00	
022 9321	"DENIM DROP"/MIDDLE SCHOOL STAFF 123.73            0.00	0.00	0.00	0.00	123.73	0.00	123.73	
022 9360	ROSS HIGH FACULTY FUND 870.10            0.00	0.00	0.00	0.00	870.10	0.00	870.10	
022 9999	UNCLAIMED MONIES 636.91            25.00	25.00	0.00	0.00	661.91	0.00	661.91	
024 0000	SELF-INSURANCE PROGRAM 784,523.79        325,701.49	658,619.45	313,357.54	665,837.90	777,305.34	3,680,303.60	2,902,998.26-	
024 9000	FLEX BENEFITS 12,369.53        13,170.03	26,578.95	12,369.96	24,527.64	14,420.84	42,505.38	28,084.54-	
027 0000	WORKMANS COMP.-SELF INS 393,842.84        6,031.60	16,949.94	460.00	1,335.00	409,457.78	12,525.00	396,932.78	
031 0000	UNDERGROUND STORAGE TANKS 11,000.00            0.00	0.00	0.00	0.00	11,000.00	0.00	11,000.00	
034 0000	CLASSROOM FAC. MAINT. - FMS 1,659,512.76        0.00	0.00	6,990.54	6,990.54	1,652,522.22	16,926.30	1,635,595.92	
200 9100	A CAPPELLA CHOIR 5,258.73            0.00	0.00	0.00	0.00	5,258.73	300.00	4,958.73	
200 9101	AMERICAN FIELD SERVICE 235.08            0.00	0.00	0.00	0.00	235.08	270.00	34.92-	
200 9102	YEARBOOK - ROSS ANNUAL 7,085.76            348.00	753.00	8.37	8.37	7,830.39	5,000.00	2,830.39	
200 9103	ART CLUB 2,812.69            0.00	0.00	0.00	0.00	2,812.69	0.00	2,812.69	



Date: 09/03/2015  
 Time: 3:21 pm

FREMONT CITY SCHOOL DISTRICT  
 Financial Report by Fund/SCC

Page: 13  
 (FINSUM)

Fund #	Fund Description	FYTD Receipts	MTD Expenditures	FYTD Expenditures	Current Fund Balance	Current Encumbrances	Unencumbered Fund Balance	Bank Code
200 9104	FREMONT ROSS BAND 478.70	0.00	286.35	286.35	192.35	0.00	192.35	
200 9105	INTERNATIONAL RELATIONS CLUB-ROSS 2,046.44	0.00	0.00	0.00	2,046.44	0.00	2,046.44	
200 9106	FUTURE TEACHERS OF AMERICA-ROSS 284.92	0.00	0.00	0.00	284.92	0.00	284.92	
200 9107	CHATTER 108.68	0.00	0.00	0.00	108.68	0.00	108.68	
200 9108	MULTI-MEDIA CLUB - ROSS 202.25	0.00	0.00	0.00	202.25	0.00	202.25	
200 9109	DRAMA CLUB 2,260.29	0.00	0.00	0.00	2,260.29	0.00	2,260.29	
200 9110	FRENCH CLUB/ROSS 3,013.22	0.00	0.00	0.00	3,013.22	270.00	2,743.22	
200 9111	FUTURE FARMERS OF AMERICA 1,395.70	0.00	0.00	0.00	1,395.70	0.00	1,395.70	
200 9112	ROSS PEP CLUB 0.00	0.00	0.00	0.00	0.00	0.00	0.00	
200 9113	HEALTH AND WELLNESS 307.88	0.00	0.00	0.00	307.88	0.00	307.88	
200 9114	SPANISH CLUB - ROSS 1,625.10	0.00	0.00	0.00	1,625.10	0.00	1,625.10	
200 9115	KEY CLUB 409.66	0.00	0.00	0.00	409.66	0.00	409.66	
200 9116	NATIONAL HONOR SOCIETY 2,308.64	0.00	25.00	0.00	2,333.64	0.00	2,333.64	
200 9117	ORCHESTRA 584.63	0.00	0.00	0.00	584.63	0.00	584.63	
200 9118	SADD CLUB 335.15	0.00	0.00	0.00	335.15	0.00	335.15	
200 9119	QUIZ BOWL 19.60	0.00	0.00	0.00	19.60	0.00	19.60	

Date: 09/03/2015  
 Time: 3:21 pm

FREMONT CITY SCHOOL DISTRICT  
 Financial Report by Fund/SCC

Page: 14  
 (FINSUM)

Fund #	Fund Description	FYTD Receipts	MTD Expenditures	FYTD Expenditures	Current Fund Balance	Current Encumbrances	Unencumbered Fund Balance	Bank Code
200 9120	SCIENCE CLUB-ROSS 1,407.34      0.00	0.00	0.00	0.00	1,407.34	0.00	1,407.34	
200 9121	STUDENT COUNCIL-ROSS 804.94      0.00	0.00	0.00	95.00	709.94	0.00	709.94	
200 9122	COMMUNITY DONATIONS 607.17      0.00	0.00	0.00	0.00	607.17	0.00	607.17	
200 9123	MEXICO TRIP - ROSS 1,000.03      0.00	0.00	0.00	0.00	1,000.03	0.00	1,000.03	
200 9126	BOWLING CLUB - ROSS 1,434.66      0.00	0.00	0.00	0.00	1,434.66	0.00	1,434.66	
200 9127	CLUB HOCKEY - ROSS HIGH 443.52      0.00	0.00	0.00	0.00	443.52	0.00	443.52	
200 9128	HISPANIC COMMITTEE - ROSS 1,514.00      0.00	0.00	0.00	0.00	1,514.00	0.00	1,514.00	
200 9129	ROSS SPRING MUSICAL 4,817.88      99.35	99.35	0.00	0.00	4,917.23	500.00	4,417.23	
200 9130	Ross Leadership Club 2,758.80      0.00	0.00	1,589.50	1,589.50	1,169.30	0.00	1,169.30	
200 9131	Photography Club Ross 0.00      0.00	0.00	0.00	0.00	0.00	0.00	0.00	
200 9132	FREMONT ROSS DANCE TEAM 76.70      0.00	0.00	0.00	0.00	76.70	0.00	76.70	
200 9133	SPEECH AND DEBATE - ROSS 1,074.36      0.00	0.00	0.00	0.00	1,074.36	0.00	1,074.36	
200 9134	GAMER'S CLUB 0.00      0.00	0.00	0.00	0.00	0.00	0.00	0.00	
200 9140	ROSS CLASS OF 2008 220.92      0.00	0.00	0.00	0.00	220.92	0.00	220.92	
200 9141	ROSS CLASS OF 2009 0.00      0.00	0.00	0.00	0.00	0.00	0.00	0.00	
200 9142	ROSS CLASS OF 2010 1,269.32      0.00	0.00	0.00	0.00	1,269.32	0.00	1,269.32	

Date: 09/03/2015  
 Time: 3:21 pm

FREMONT CITY SCHOOL DISTRICT  
 Financial Report by Fund/SCC

Fund #	Fund Description	FYTD Receipts	MTD Expenditures	FYTD Expenditures	Current Fund Balance	Current Encumbrances	Unencumbered Fund Balance	Bank Code
200 9143	ROSS CLASS OF 2011 1,249.69	0.00	0.00	0.00	1,249.69	0.00	1,249.69	
200 9144	CLASS OF 2012 2,233.41	0.00	0.00	0.00	2,233.41	0.00	2,233.41	
200 9145	CLASS OF 2013 132.54	0.00	0.00	0.00	132.54	0.00	132.54	
200 9146	CLASS OF 2014 0.00	0.00	0.00	0.00	0.00	0.00	0.00	
200 9147	Class of 2015 6,789.24	0.00	0.00	1,595.00	5,194.24	0.00	5,194.24	
200 9148	CLASS OF 2016 2,818.67	0.00	0.00	79.95	2,738.72	654.96	2,083.76	
200 9149	CLASS OF 2017 762.69	0.00	0.00	0.00	762.69	0.00	762.69	
200 9150	CLASS OF 2018 294.00	0.00	0.00	0.00	294.00	0.00	294.00	
200 9151	CLASS OF 2019 0.00	0.00	0.00	0.00	0.00	0.00	0.00	
200 9200	JR. HIGH CHESS CLUB 90.31	0.00	22.00	22.00	68.31	0.00	68.31	
200 9201	BUILDER'S CLUB/JR HIGH 313.27	0.00	0.00	0.00	313.27	0.00	313.27	
200 9202	MS MAGAZINE FUND 12,987.58	50.00	233.70	818.61	12,218.97	3,232.20	8,986.77	
200 9203	MS BAND 211.79	0.00	0.00	0.00	211.79	0.00	211.79	
200 9204	MS CHOIR 469.60	0.00	0.00	0.00	469.60	0.00	469.60	
200 9205	OUTDOOR ADVENTURE CLUB/FMS 94.74	0.00	0.00	0.00	94.74	0.00	94.74	
200 9206	MS ORCHESTRA 44.96	0.00	0.00	0.00	44.96	0.00	44.96	

Date: 09/03/2015  
 Time: 3:21 pm

FREMONT CITY SCHOOL DISTRICT  
 Financial Report by Fund/SCC

Fund #	Fund Description	FYTD Receipts	MTD Expenditures	FYTD Expenditures	Current Fund Balance	Current Encumbrances	Unencumbered Fund Balance	Bank Code
200 9207	ART CLUB/MIDDLE SCHOOL 631.83	0.00	3.00	0.00	634.83	0.00	634.83	
200 9208	MS NEWSPAPER 388.86	0.00	0.00	0.00	388.86	0.00	388.86	
200 9209	MS STUDENT COUNCIL 2,747.97	0.00	50.00	0.00	2,797.97	550.00	2,247.97	
200 9210	HISTORY CLUB - MIDDLE SCHOOL 10,414.72	0.00	100.00-	0.00	10,314.72	0.00	10,314.72	
200 9211	MS YEARBOOK 3,511.52	20.00	37.00	0.00	1,376.68	2,171.84	0.00	2,171.84
200 9212	YOUTH ASSET - GENERAL FUND 34.15	0.00	0.00	0.00	34.15	0.00	34.15	
200 9214	SPIRIT CLUB - MIDDLE SCHOOL 6,557.30	0.00	0.00	0.00	6,557.30	0.00	6,557.30	
200 9216	FMS QUIZ BOWL TEAM 41.77	0.00	0.00	0.00	41.77	0.00	41.77	
200 9222	FUTURE EDUCATORS/MIDDLE SCHOOL 126.46	0.00	0.00	0.00	126.46	0.00	126.46	
200 9286	DRAMA CLUB/MS 174.12	0.00	0.00	0.00	181.75	7.63-	0.00	7.63-
300 0000	ATHLETICS 127,189.65	12,868.62	15,612.56	20,418.50	26,901.43	115,900.78	16,279.64	99,621.14
300 9100	PRE-SEASON SALES AND PRE-SALE 5,725.00	6,357.00	12,512.00	0.00	0.00	18,237.00	0.00	18,237.00
300 9101	ROSS GIRLS BASKETBALL 5,273.65	0.00	0.00	125.60	125.60	5,148.05	0.00	5,148.05
300 9102	ROSS BOYS BASKETBALL 7,861.14	0.00	0.00	0.00	1,018.30	6,842.84	0.00	6,842.84
300 9103	ROSS WRESTLING 69.65	0.00	0.00	0.00	0.00	69.65	0.00	69.65
300 9104	ROSS FOOTBALL 8,509.40	0.00	0.00	4,017.50	4,092.50	4,416.90	47.75	4,369.15

Date: 09/03/2015  
 Time: 3:21 pm

FREMONT CITY SCHOOL DISTRICT  
 Financial Report by Fund/SCC

Fund #	Fund Description	FYTD Receipts	MTD Expenditures	FYTD Expenditures	Current Fund Balance	Current Encumbrances	Unencumbered Fund Balance	Bank Code
300 9105	ROSS TRACK 7,813.50	0.00	0.00	0.00	7,813.50	475.00	7,338.50	
300 9106	ROSS-BOYS TENNIS 0.00	0.00	0.00	0.00	0.00	0.00	0.00	
300 9107	ROSS HIGH - GOLF 878.58	0.00	0.00	0.00	878.58	650.00	228.58	
300 9108	ROSS HIGH - CROSS COUNTRY 4,082.05	0.00	2,760.00	1,974.48	4,867.57	136.55	4,731.02	
300 9109	ROSS HIGH - BOYS SOCCER 603.12	0.00	0.00	350.00	253.12	0.00	253.12	
300 9110	ROSS HIGH BASEBALL 0.00	0.00	0.00	0.00	0.00	0.00	0.00	
300 9111	ROSS HIGH - SWIMMING 4,242.20	0.00	0.00	0.00	4,242.20	0.00	4,242.20	
300 9112	ROSS HIGH - SOFTBALL 5,245.15	0.00	0.00	0.00	5,245.15	0.00	5,245.15	
300 9113	ROSS HIGH - GIRLS SOCCER 993.80	0.00	0.00	0.00	993.80	950.00	43.80	
300 9114	ROSS - GIRLS TENNIS 0.00	0.00	0.00	0.00	0.00	0.00	0.00	
300 9115	ROSS HIGH - VOLLEYBALL 2,030.30	60.00	395.00	0.00	2,425.30	325.00	2,100.30	
300 9124	ROSS HIGH CHEERLEADING 4,297.48	244.00	2,928.43	1,706.80	5,519.11	3,883.80	1,635.31	
300 9200	MIDDLE SCHOOL ATHLETICS 496.17	0.00	0.00	0.00	496.17	0.00	496.17	
300 9213	MIDDLE SCHOOL CHEERLEADING 2,517.87	405.00	1,154.00	1,988.40	3,128.40	16.26	527.21	
401 9423	BISHOP HOFFMAN CATHOLIC SCHOOLS 13-14 0.00	0.00	0.00	0.00	0.00	0.00	0.00	
401 9523	BISHOP HOFFMAN CATHOLIC SCHOOLS 14-15 231,797.21	0.00	0.00	108,680.26	231,797.21	0.00	0.00	

Date: 09/03/2015  
 Time: 3:21 pm

FREMONT CITY SCHOOL DISTRICT  
 Financial Report by Fund/SCC

Fund #	Fund Description	FYTD Receipts	MTD Expenditures	FYTD Expenditures	Current Fund Balance	Current Encumbrances	Unencumbered Fund Balance	Bank Code
401 9623	BISHOP HOFFMAN CATHOLIC SCHOOLS 15-16 0.00 88,739.28	88,859.14	5,206.90	5,206.90	83,652.24	1,030.28	82,621.96	
439 9015	EARLY CHILDHOOD EDUCATION 14-15 0.00 0.00	0.00	0.00	0.00	0.00	0.00	0.00	
439 9016	EARLY CHILDHOOD EDUCATION 15-16 0.00 0.00	0.00	0.00	0.00	0.00	0.00	0.00	
439 9115	EARLY CHILDHOOD EDUCATION 14-15 0.00 0.00	0.00	0.00	0.00	0.00	0.00	0.00	
439 9116	EARLY CHILDHOOD EDUCATION 15-16 0.00 0.00	0.00	0.00	0.00	0.00	0.00	0.00	
451 9014	OHIO K-12 NETWORK 0.00 0.00	0.00	0.00	0.00	0.00	0.00	0.00	
451 9015	OHIO K-12 NETWORK 0.00 0.00	0.00	0.00	0.00	0.00	0.00	0.00	
451 9016	OHIO K-12 NETWORK 0.00 0.00	0.00	0.00	0.00	0.00	0.00	0.00	
499 9010	ODNR CAPITAL IMPROVEMENT GRANT 637.25 0.00	0.00	0.00	0.00	637.25	0.00	637.25	
499 9114	UNITED WAY PROJECT PASS 741.81 0.00	0.00	0.00	0.00	741.81	0.00	741.81	
499 9115	UNITED WAY - PROJECT ATTEND 0.00 0.00	0.00	0.00	0.00	0.00	0.00	0.00	
499 9116	UNITED WAY - MENTORSHIP PROGRAM 0.00 0.00	0.00	0.00	0.00	0.00	0.00	0.00	
505 9013	TITLE I-C MIGRANT FY13 0.00 0.00	0.00	0.00	0.00	0.00	0.00	0.00	
505 9014	TITLE I-C MIGRANT FY14 0.00 0.00	0.00	0.00	0.00	0.00	0.00	0.00	
505 9015	TITLE I-C MIGRANT 2015 40.13 64,251.25	157,688.92	58,566.20	167,869.22	10,140.17-	2,287.75	12,427.92-	
505 9016	TITLE I-C MIGRANT 2016 0.00 0.00	0.00	0.00	0.00	0.00	2,241.04	2,241.04-	

Date: 09/03/2015  
 Time: 3:21 pm

FREMONT CITY SCHOOL DISTRICT  
 Financial Report by Fund/SCC

Fund #	Fund Description	FYTD Receipts	MTD Expenditures	FYTD Expenditures	Current Fund Balance	Current Encumbrances	Unencumbered Fund Balance	Bank Code
506 9014	RACE TO THE TOP FY14	0.00	0.00	0.00	0.00	0.00	0.00	
506 9015	RACE TO THE TOP FY15	7,857.65	0.00	23,729.58	0.00	0.00	0.00	
506 9114	MY VOICE & CULTURAL COMPETENCY	0.00	0.00	0.00	0.00	0.00	0.00	
506 9414	RACE TO THE TOP-ENTRY YEAR ARRA EXPEND	854.40	0.00	0.00	854.40	0.00	854.40	
516 9014	TITLE VI-B IDEA FY 14	0.00	0.00	0.00	0.00	0.00	0.00	
516 9015	TITLE VI-B IDEA FY 15	14,000.00	13,994.71	33,807.79	18,205.69	0.00	18,205.69	
516 9016	TITLE VI-B IDEA 2015	0.00	413.60	413.60	413.60-	4,344.45	4,758.05-	
536 9014	TITLE I-SCHOOL IMPROVEMENT-HAYES SCHOOL	0.00	0.00	0.00	0.00	0.00	0.00	
536 9015	TITLE I-SCHOOL IMPROVEMENT-HAYES SCHOOL 2015	2,685.84	0.00	2,548.35	137.49	0.00	137.49	
536 9016	TITLE I-SCHOOL IMPROVEMENT-HAYES 2015-2016	0.00	0.00	0.00	0.00	0.00	0.00	
551 9014	TITLE II - LEP FY 14	0.00	0.00	0.00	0.00	0.00	0.00	
551 9015	TITLE II - LEP FY 15	1,000.00	2,198.13	5,499.27	1,343.86	0.00	1,343.86	
551 9016	TITLE II - LEP 2016	0.00	0.00	0.00	0.00	0.00	0.00	
572 9014	TITLE I - FY 14	0.00	0.00	0.00	0.00	0.00	0.00	
572 9015	TITLE I - FY 15	60,000.00	36,705.53	120,038.95	51,178.09	0.00	51,178.09	
572 9016	TITLE I - 2016	0.00	22,806.23	24,348.50	24,348.50-	823.76	25,172.26-	





Date: 09/03/2015  
 Time: 3:21 pm

FREMONT CITY SCHOOL DISTRICT  
 Financial Report by Fund/SCC

Fund #	Fund Description	FYTD Receipts	MTD Expenditures	FYTD Expenditures	Current Fund Balance	Current Encumbrances	Unencumbered Fund Balance	Bank Code
599 9413	MISC. FED. GRANT							
	0.00 12,224.02	12,224.02	0.00	0.00	12,224.02	0.00	12,224.02	
599 9414	LOW INCOME POVERTY GRANT							
	247.15 11,607.05	11,607.05	763.05	8,743.98	3,110.22	0.00	3,110.22	
599 9416	LOW INCOME POVERTY GRANT 2015-2016							
	0.00 0.00	0.00	0.00	150.00	150.00-	1,163.90	1,313.90-	
599 9511	21st CENTURY-INNOVATION							
	0.00 0.00	0.00	0.00	0.00	0.00	0.00	0.00	
GRAND TOTALS:								
	22,245,666.71 5,708,778.43	15,696,240.69	6,267,775.10	11,578,956.75	26,362,950.65	7,948,260.48	18,414,690.17	

	SUB-TOTALS -----	TOTALS -----
Gross Depository Balances:		
GENERAL FUND 344	\$ 2,679,633.69	
STAR OHIO 7017	10,040,235.01	
STAR OHIO 3142	2,285,141.11	
e-bAY 2135	10.67	
FLEX ACCT 3268	15,561.48	
CAFETERIA FUND 3124	73.78	
STAR PLUS 4275	755,640.00	
RedTree Investments	9,367,068.62	
	-----	
Total Depository Balances (Gross)		\$ 25,143,364.36
Adjustments to Bank Balance:		
Cash in Transit to Bank	\$ 0.00	
Outstanding Checks	587,454.62-	
Adjustments	2,789.23	
Merchant Card \$3,697.23		
0		
Ross High Athletic Pay In -\$1,058.00		
NSF's \$150.00		
	-----	
Total Adjustments to Bank Balance		584,665.39-
Investments:		
Treasury Bonds and Notes	\$ 0.00	
Certificate of Deposits	1,799,138.68	
Other Securities	0.00	
Other Investments:		
	-----	
Total Investments		1,799,138.68
Cash on Hand:		
Petty Cash:		
Treasurer's Office	\$ 500.00	
Ross Finance Office/Athletics	3,450.00	
FMS Office	100.00	
School Cafeteria's	663.00	
Elementary/Transportation	400.00	
Change Cash:		
Cash with Fiscal Agent	0.00	
	-----	
Total Cash on Hand		5,113.00
		-----
Total Balances		\$ 26,362,950.65
		=====
Total Fund Balance		\$ 26,362,950.65
		=====
Depository Clearance Accounts:		
PAYROLL CHECKING 352	\$ 170,827.33	
	-----	
Total Clearance Account Balances		\$ 170,827.33

DATE: 09/03/2015  
TIME: 15:24

FREMONT CITY SCHOOL DISTRICT  
CASH RECONCILIATION AS OF 08/31/2015

PAGE: 2  
(USAEMSED)

SUB-TOTALS  
-----

TOTALS  
-----

-----  
Treasurer