



Fremont City Schools

James E. Estle, Treasurer
500 W. State Street, Suite A
Fremont, Ohio 43420

Fiscal Year 2015

Dr. Traci L. McCaudy
Superintendent

James E. Estle
Treasurer

October 17, 2014

Dear Members of the Fremont Board of Education:

The following pages represent the financial status of the Fremont City School District as of September 30, 2014, for all funds submitted for your consideration. Please review the following: General Fund Revenue and Expenditure Analysis, Cash Reconciliation, Active Investments Ledger, Self-Funded Insurance Program, Financial Report by Fund and Monthly Check Register.

If you should have any questions or need additional information, please feel free to contact me at (419) 334-5442 (W) or (440) 724-5785 (C).

Respectfully Submitted,

James E. Estle

James E. Estle, Treasurer
Fremont City School District

Fremont City School District

General Fund Analysis

September 30, 2014

	2014-2015 Original Estimate (1)	Y-T-D Actual July 2014 - June 2015 (2)	Percent	Variance (3)
Beginning Balance - July 1, 2014		6,995,497.20		0.00
General Fund *	6,134,702.15			
Uniform Supply Funds				
Revenue	37,277,152.00	12,079,362.52	32.4%	25,197,789.48
Loan on Income Tax	0.00	0.00		0.00
Real Estate Advance - June 30	0.00	0.00		0.00
	37,277,152.00	12,079,362.52		25,197,789.48
Expenditures	37,608,706.00	9,811,742.95	26.1%	27,796,963.05
Encumbrance	255,000.00	597,799.71		-342,799.71
	37,863,706.00	10,409,542.66		27,454,163.34
Ending Balance - June 30, 2015*	5,548,148.15	8,665,317.06		-3,117,168.91

Original estimate revenue and expenditure taken from five-year forecast.

* Does not include Tax Abatement Fund (\$5,173,956.66)

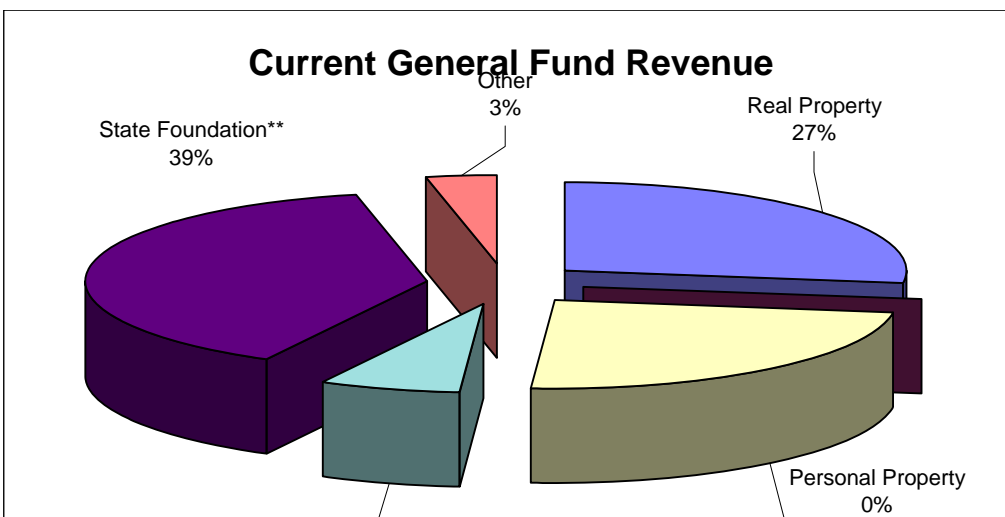
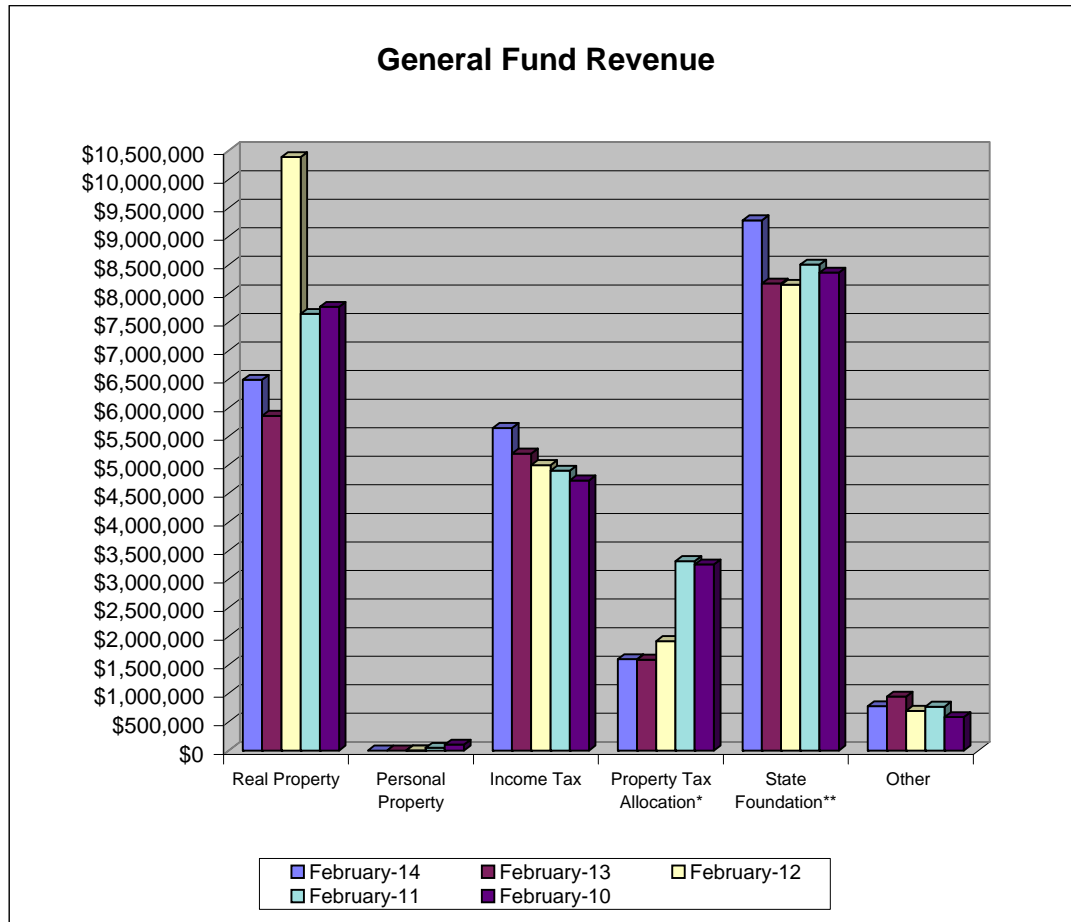
	February-14	February-13	February-12	February-11	February-10	Current Forecast	% Receiver
Real Property	\$6,490,192	\$5,861,016	\$10,390,742	\$7,646,023	\$7,769,731	\$10,556,023	61.48%
Personal Property	\$0	\$817	\$4,266	\$47,350	\$105,108	\$0	0.00%
Income Tax	\$5,647,462	\$5,198,804	\$4,998,613	\$4,900,326	\$4,727,930	\$6,825,000	82.75%
Property Tax Allocation*	\$1,599,308	\$1,593,164	\$1,915,789	\$3,316,106	\$3,259,389	\$3,160,098 *	50.61%
State Foundation**	\$9,285,424	\$8,176,476	\$8,154,465	\$8,508,634	\$8,367,881	\$13,604,776 **	68.25%
Other	\$775,400	\$944,170	\$696,163	\$768,242	\$586,206	\$1,806,478	42.92%
Total	\$23,797,786	\$21,774,447	\$26,160,038	\$25,186,682	\$24,816,244	\$35,952,375	66.19%

Tax Abatement Fund \$16,920 \$16,920

* Includes Homestead/Rollback, Tangible Personal Property Tax Fixed Rate Loss Reimbursement and Electric Deregulation.

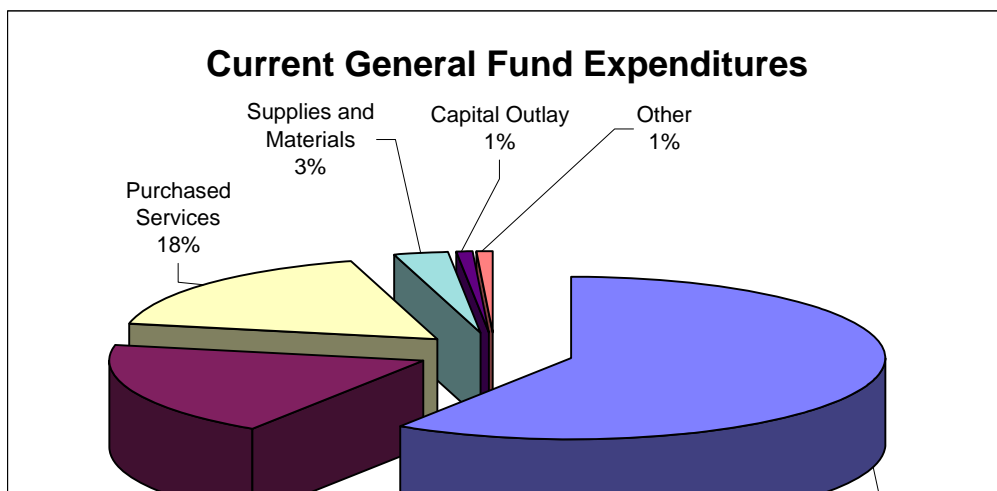
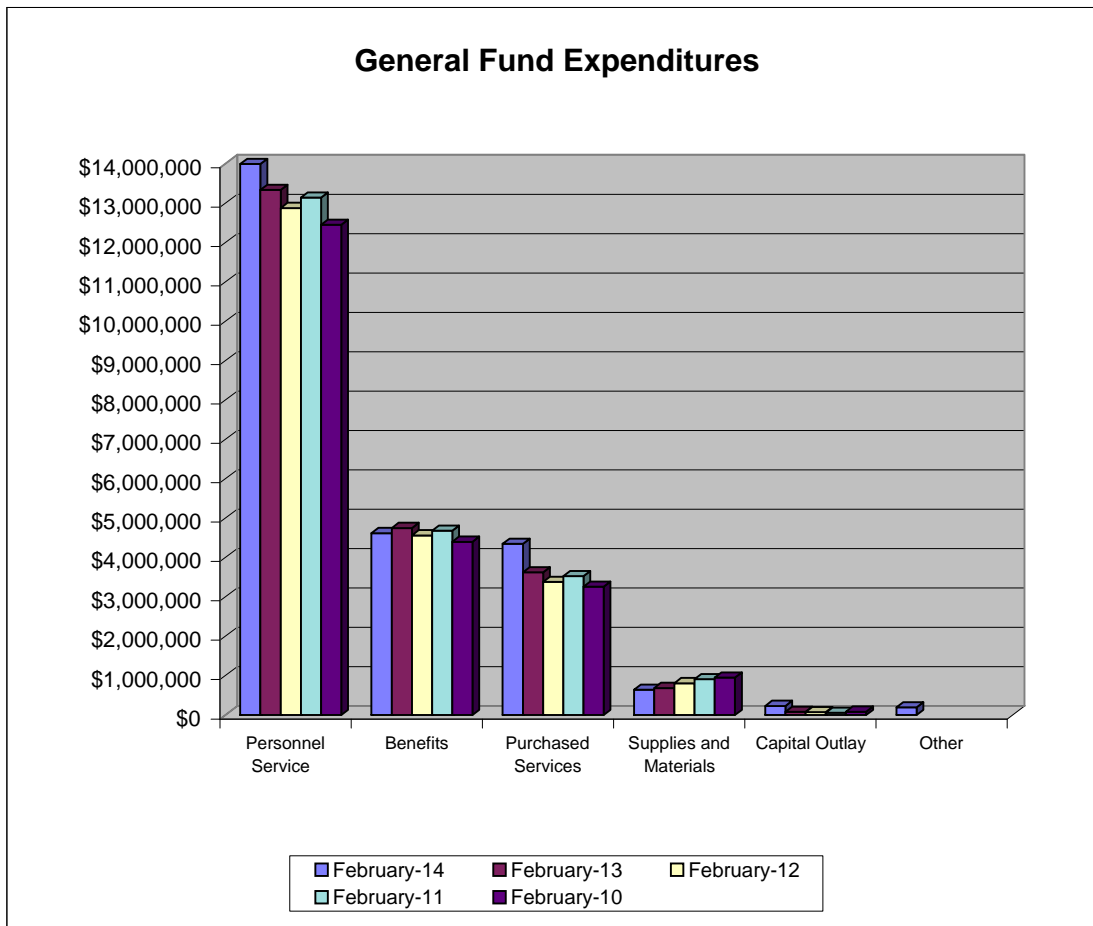
** Includes Casino Revenue in State Foundation beginning January 2013 and Economic Disadvantaged Funding in November 2013.

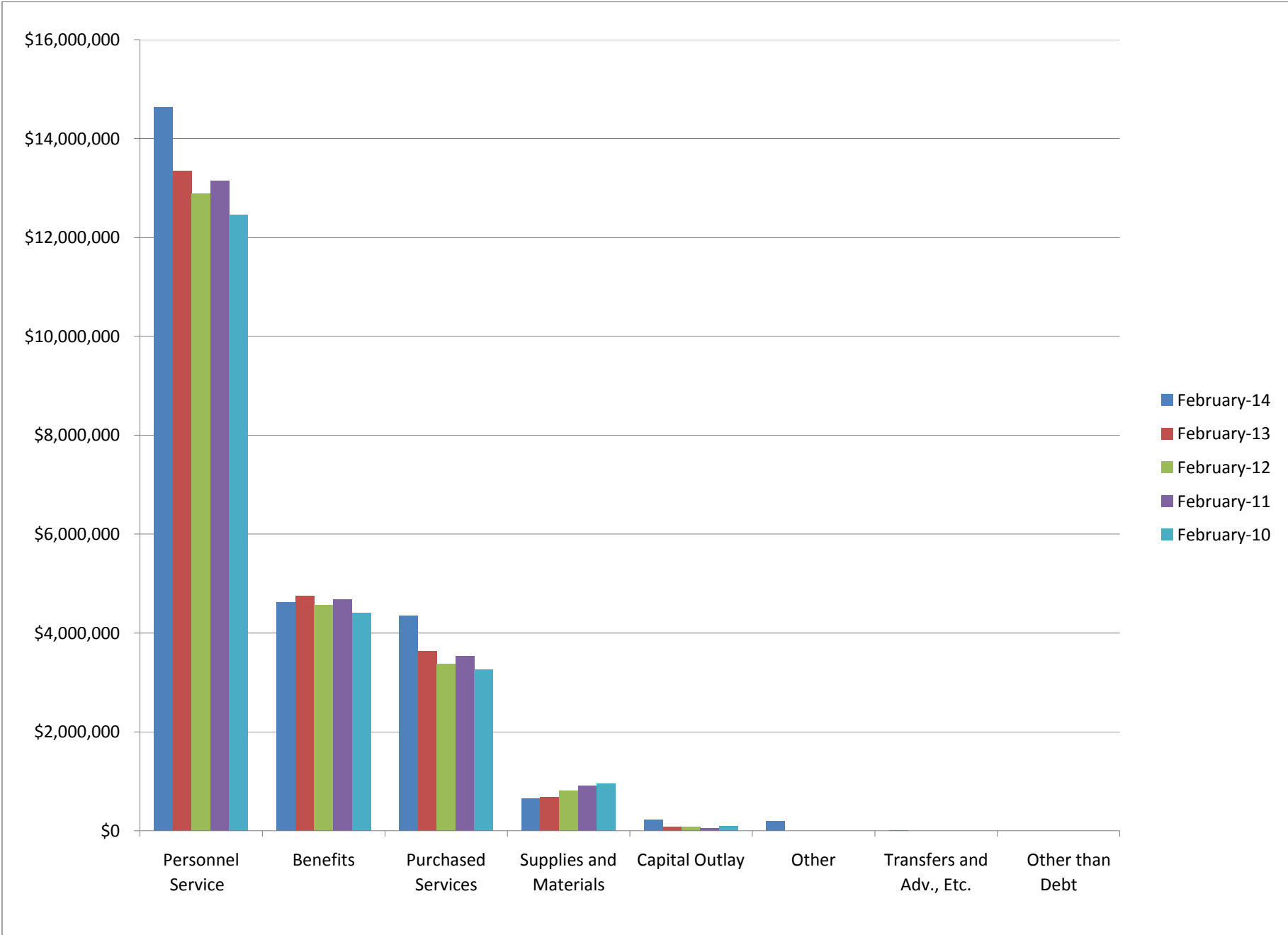
Totals do not include Tax Abatement Fund for purpose of comparison.



	February-14	February-13	February-12	February-11	February-10	Current Forecast	% Expensed
Personnel Service	\$14,633,719	\$13,341,883	\$12,881,050	\$13,146,222	\$12,455,362	\$21,602,413	67.74%
Benefits	\$4,623,309	\$4,753,340	\$4,566,719	\$4,680,837	\$4,403,260	\$7,183,156	64.36%
Purchased Services	\$4,351,377	\$3,627,661	\$3,380,132	\$3,530,043	\$3,258,937	\$6,921,992	62.86%
Supplies and Materials	\$645,227	\$686,892	\$809,680	\$912,079	\$951,614	\$1,229,380	52.48%
Capital Outlay	\$231,064	\$84,423	\$72,906	\$56,289	\$85,588	\$384,796	60.05%
Other	\$196,756	\$249,820	\$423,847	\$259,415	\$250,318	\$569,359	34.56%
Transfers and Adv., Etc. Other than Debt	\$2,407	\$82,409	\$44,937	\$27,317	\$34,198	\$102,407	2.35%
Total	\$24,683,860	\$22,826,430	\$22,179,271	\$22,612,201	\$21,439,277	\$37,993,503	64.97%
Tax Abatement Fund	\$358,679	\$915,151					

Totals do not include Tax Abatement Funds for purpose of comparison.





DATE: 10/02/2014
TIME: 10:44

FREMONT CITY SCHOOL DISTRICT
CASH RECONCILIATION AS OF 09/30/2014

PAGE: 1
(USAEMSED)

	SUB-TOTALS	TOTALS
	-----	-----
Gross Depository Balances:		
GENERAL FUND 344	\$ 974,259.69	
STAR OHIO 7017	6,906,004.30	
STAR OHIO 3142	2,283,779.11	
STAR OHIO 3288	644,184.51	
e-bAY 2135	10.67	
FLEX ACCT 3268	19,860.63	
CAFETERIA FUND 3124	134.00	
STAR PLUS 4275	754,255.59	
ATHLETIC TOURNAMENT 022	8,292.91	
US BANK INVESTMENTS	10,104,248.99	

Total Depository Balances (Gross)		\$ 21,695,030.40
Adjustments to Bank Balance:		
Cash in Transit to Bank	\$ 0.00	
Outstanding Checks	227,894.94-	
Adjustments	1,655.23	
Meal Magic \$1,655.23		
0		
0		
0		

Total Adjustments to Bank Balance		226,239.71-
Investments:		
Treasury Bonds and Notes	\$ 0.00	
Certificate of Deposits	2,798,435.90	
Other Securities	0.00	
Other Investments:		

Total Investments		2,798,435.90
Cash on Hand:		
Petty Cash:		
Treasurer's Office	\$ 500.00	
Ross High Athletics	3,450.00	
FMs Office/Concessions	200.00	
School Cafeteria's	663.00	
Elementary/Transportation	1,025.00	
Change Cash:		
Cash with Fiscal Agent	0.00	

Total Cash on Hand		5,838.00

Total Balances		\$ 24,273,064.59
		=====
Total Fund Balance		\$ 24,273,064.59
		=====
Depository Clearance Accounts:		
PAYROLL CHECKING 352	\$ 19,461.66	

Total Clearance Account Balances		\$ 19,461.66

James E. Estle

Treasurer

FREMONT CITY SCHOOL DISTRICT *Investment Portfolio*

September 30, 2014 Investment Sheet

Major Funds

	Term	Interest Rate	Maturity Date	Investment Amount	Monthly Interest
StarOhio	On Demand	0.020%	Daily	\$9,019,269.40	\$216.76
StarOhio - Building	On Demand	0.020%	Daily	\$2,283,702.66	\$61.87
StarOhio - Classroom Facilities	On Demand	0.020%	Daily	\$644,162.95	\$17.45
Star Plus	On Demand	0.200%	Daily	\$754,131.74	\$127.96
Held at U S Bank (See Attached)		Variable	Variable	\$10,099,287.74	\$4,304.86
Waterford - CD	365-Days	0.400%	11/20/14	\$500,000.00	\$164.38
TriState Capital - Cedars CD	365-Days	0.400%	12/04/14	\$400,000.00	\$131.51
First Merit - CD	189-Days	0.200%	01/15/15	\$1,000,000.00	\$164.38
TriState Capital Bank - CD	365-Days	0.470%	07/02/15	\$248,000.00	\$95.80
TriState Capital Bank - Cedars CD	365-Days	0.400%	07/02/15	\$250,000.00	\$82.19

New Investments

Minor Funds

Money Market - Pearl Setzler	On Demand	0.330%	Daily	\$27,590.69	\$1.16
U S Bank-CD-Charles Fox	19-Month	0.550%	10/22/14	\$10,000.00	\$4.52
CCB-CD-Sara Horn	24-Month	0.250%	09/27/15	\$15,000.00	\$3.08
U S Bank-CD-Dora O'Farrell	24-Month	0.150%	03/05/16	\$1,000.00	\$0.12
U S Bank-CD-Linda Schwartz	24-Month	0.150%	03/05/16	\$3,000.00	\$0.37
U S Bank-CD-Beth Israel	24-Month	0.150%	03/05/16	\$4,500.00	\$0.55
CCB-CD-Gene H. Perry	24-Month	0.250%	04/29/16	\$122,000.00	\$25.07
CCB-CD-Mary Hedrick	36-Month	0.400%	10/30/16	\$1,000.00	\$0.99
CCB-CD-Senior Women	24-Month	0.250%	03/31/16	\$4,500.00	\$0.92
U S Bank-CD-Carolyn Rhodes	36-Month	0.350%	05/18/17	\$53,442.00	\$15.37
U S Bank-CD-Laura Kridler	36-Month	0.350%	05/18/17	\$1,000.00	\$0.29
U S Bank-CD-Edward Forgatsch	36-Month	0.350%	05/18/17	\$4,500.00	\$1.29
U S Bank-CD-American Assoc.	36-Month	0.350%	05/18/17	\$5,000.00	\$1.44
U S Bank-CD-Class of 1950	36-Month	0.350%	06/18/17	\$39,967.00	\$11.50
U S Bank-CD-Margaret Fox	36-Month	0.350%	06/18/17	\$1,000.00	\$0.29
U S Bank-CD-Alex Clark	36-Month	0.350%	06/18/17	\$10,000.00	\$2.88
U S Bank-CD-Pearl Setzler	36-Month	0.350%	06/27/17	\$68,000.00	\$19.56
U S Bank-CD-Howard Nowels	36-Month	0.400%	07/31/17	\$28,935.00	\$9.51



RedTree Investment Group
INCOME - SETTLED TRADES
Fremont City Schools
US Bank Acct #001050970931
Attn: Jim Estle
From 09-01-14 Through 09-30-14

<u>Ex-Date</u>	<u>Pay-Date</u>	<u>Security</u>	<u>Amount</u>
U.S. GOVERNMENT AGENCY NOTES			
09-04-2014	09-04-2014	Federal Home Ln Mtg 0.450% Due 09-04-15	1,136.25
09-18-2014	09-18-2014	Federal Home Ln Mtg 0.350% Due 03-18-15	1,575.00
09-30-2014	09-30-2014	Federal Natl Mtg Assoc 0.500% Due 03-30-16	2,250.00
			<hr/>
			4,961.25
NET INCOME			4,961.25



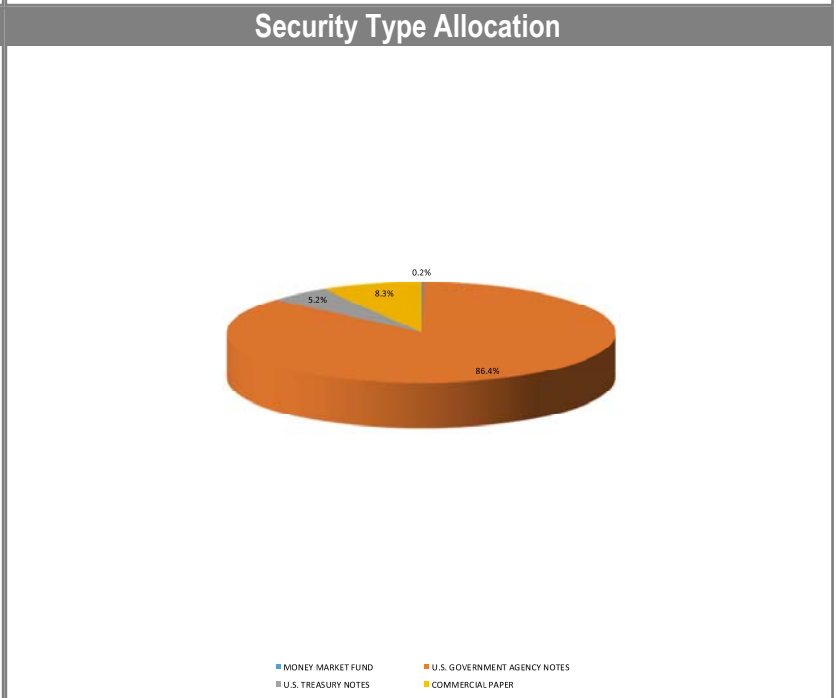
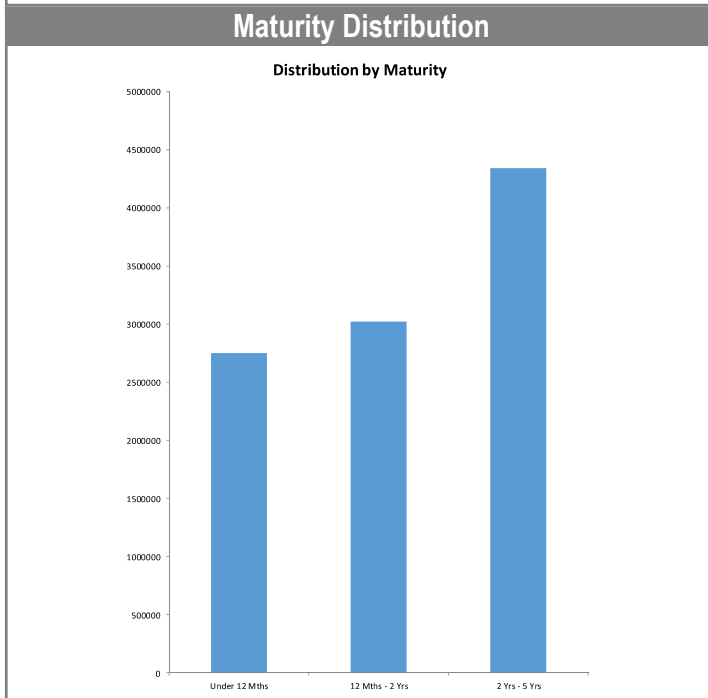
RedTree Investment Group
REALIZED GAINS AND LOSSES - SETTLED TRADES
Fremont City Schools
US Bank Acct #001050970931
Attn: Jim Estle
From 09-01-14 Through 09-30-14

Open Date	Close Date	Quantity	Security	Cost Basis	Proceeds	Gain Or Loss	
						Short Term	Long Term
TOTAL GAINS						0.00	0.00
TOTAL LOSSES						0.00	0.00
TOTAL REALIZED GAIN/LOSS		0.00		0.00	0.00	0.00	0.00



RedTree Investment Group
Monthly Investment Report
Fremont City Schools
US Bank Acct #001050970931
Attn: Jim Estle
 September 30, 2014

Monthly Cash Flow Activity		Market Value Summary				
From 08-31-14 through 09-30-14						
Beginning Book Value	10,099,287.74	Security Type	Market Value	Pct. Assets	Avg Yield at Cost	Wght Avg Mat
Contributions	-	Money Market Fund				
Withdrawals	-	MONEY MARKET FUND	16,848.31	0.2	0.01	0.00
Realized Gains/Losses	-	Fixed Income				
Gross Interest Earnings	4,961.25	U.S. GOVERNMENT AGENCY NOTES	8,730,389.35	86.3	0.71	1.85
Ending Book Value	10,104,248.99	U.S. TREASURY NOTES	520,568.88	5.1	0.25	1.08
		Accrued Interest	14,544.90	0.1		
		Commercial Paper				
		COMMERCIAL PAPER	839,151.60	8.3	0.21	0.41
		TOTAL PORTFOLIO	10,121,503.04	100.0	0.64	1.68



Disclosures: RedTree's internal accounting system is used as the source of the market value of the information reported above. Although obtained from a source believed to be reliable, we cannot guarantee its accuracy. You should review all account statements provided by the custodian and compare with the statements provided by RedTree.

RedTree Investment Group
Portfolio Holdings Report
Fremont City Schools
US Bank Acct #001050970931
September 30, 2014



Quantity	Cusip	Security Description	Moody's	S&P	Cost Basis	Market Value	Yield at Cost	Wtd Maturity
U.S. GOVERNMENT AGENCY NOTES								
500,000	3134G3H78	Federal Home Ln Mtg 0.350% Due 12-05-14	Aaa	AA+	499,935.00	500,251.00	0.36	0.18
900,000	3134G36G0	Federal Home Ln Mtg 0.350% Due 03-18-15	Aaa	AA+	899,910.00	901,223.10	0.36	0.47
505,000	3134G3J76	Federal Home Ln Mtg 0.450% Due 09-04-15	Aaa	AA+	505,000.00	506,185.23	0.45	0.93
900,000	3135G0VA8	Federal Natl Mtg Assoc 0.500% Due 03-30-16	Aaa	AA+	899,964.00	900,688.50	0.50	1.49
1,070,000	3137EADQ9	Federal Home Ln Mtg 0.500% Due 05-13-16	Aaa	AA+	1,069,539.90	1,070,591.71	0.52	1.61
525,000	3133834R9	Federal Home Ln Bank 0.375% Due 06-24-16	Aaa	AA+	524,148.74	523,924.80	0.46	1.72
1,000,000	3136G05H0	Federal Natl Mtg Assoc 0.700% Due 11-21-16	Aaa	AA+	1,000,000.00	998,128.00	0.70	2.12
360,714	3130A0Z45	Federal Home Ln Bank 0.750% Due 11-28-16	Aaa	AA+	360,714.29	360,599.94	0.75	2.13
750,000	3136G1FG9	Federal Natl Mtg Assoc 0.800% Due 02-27-17	Aaa	AA+	750,000.00	747,307.50	0.80	2.38
905,000	3130A1NN4	Federal Home Ln Bank 0.875% Due 05-24-17	Aaa	AA+	902,420.75	902,608.08	0.98	2.60
1,000,000	3137EADH9	Federal Home Ln Mtg 1.000% Due 06-29-17	Aaa	AA+	996,650.00	998,485.00	1.10	2.70
320,000	3134G5BR5	Federal Home Ln Mtg 2.000% Due 07-24-19	Aaa	AA+	320,000.00	320,396.48	2.00	4.55
	Accrued Interest					14,000.88		
					8,728,282.68	8,744,390.23	0.71	1.85
U.S. TREASURY NOTES								
520,000	912828WB2	US Treasury Note 0.250% Due 10-31-15	Aaa	AA+	520,000.00	520,568.88	0.25	1.08
	Accrued Interest					544.02		
					520,000.00	521,112.90	0.25	1.08
COMMERCIAL PAPER								
840,000	89233HPP3	Toyota Motor Credit 0.210% Due 02-23-15	P-1	A-1+	839,118.00	839,151.60	0.21	0.41
MONEY MARKET FUND								
	USBMMF	First American Treasury Obligations Fund			16,848.31	16,848.31	0.01	
TOTAL PORTFOLIO					10,104,248.99	10,121,503.04	0.64	1.68

FREMONT CITY SCHOOL DISTRICT
Self-Funded Insurance Program

September 30, 2014

Beginning Balance - September 1, 2014 \$ 355,145.28

REVENUE

Board of Education Contributions	\$ 409,690.12
Employee Contributions	\$ 56,367.12
Other	\$ 27,507.62
Total Revenue	\$ 493,564.86

EXPENDITURES

Medical Claims	\$ 179,776.05
Dental Claims	\$ 24,529.96
Prescription Drug Claims	\$ 112,883.39
Vision Claims	\$ 9,019.44
Administrative Fees:	\$ 52,333.67
Medical Mutual	\$ 17,507.12
Dental	\$ -
Express Scripts	\$ 2,594.09
Vision Service Plan	\$ 656.78
Stop Loss Insurance	\$ 31,575.68
Broker Fees	
COBRA	
Other	\$ -
Total Expenditures	\$ 378,542.51

Monthly Profit/(Loss) \$ 115,022.35

Ending Balance - September 30, 2014 \$ 470,167.63

-- Options Summary --

Summary or detail report? (S,D) D
Output file: FINSUM.TXT
Print options page? (Y,N) Y
Generate FINDET report for comparison? (Y,N) N
!Sort options: FS
Include funds with zero balances in all fields? (Y,N) Y
Include future encumbrance amounts? (Y,N) N

BAT_FINSUM executed by FREMONT_NC on node NOECA3:: at 2-OCT-2014 10:41:52.25

Date: 10/02/2014
 Time: 10:41 am

FREMONT CITY SCHOOL DISTRICT
 Financial Report by Fund/SCC

Page: 1
 (FINSUM)

Fund #	Fund Description	FYTD Receipts	MTD Expenditures	FYTD Expenditures	Current Fund Balance	Current Encumbrances	Unencumbered Fund Balance	Bank Code
001 0000	GENERAL FUND							
	6,260,342.74	1,332,962.59	11,930,391.37	3,130,038.21	9,662,385.73	8,528,348.38	442,654.96	8,085,693.42
001 9000	TECHNOLOGY FUND - DISTRICT WIDE							
	0.00	3,464.50	5,804.50	0.00	25,779.39	19,974.89-	0.00	19,974.89-
001 9001	GENERAL FEE - ATKINSON							
	0.00	300.00	950.00	0.00	0.00	950.00	7,000.00	6,050.00-
001 9002	GENERAL FEE - CROGHAN							
	0.00	365.00	1,040.00	0.00	0.00	1,040.00	6,500.00	5,460.00-
001 9003	GENERAL FEE - HAYES							
	0.00	125.00	325.00	578.37	696.40	371.40-	5,059.70	5,431.10-
001 9004	GENERAL FEE - LUTZ							
	7,593.96	1,325.00	1,525.00	0.00	1,233.38	7,885.58	2,000.00	5,885.58
001 9005	GENERAL FEE - OTIS							
	0.00	475.00	625.00	1,204.59	1,204.59	579.59-	7,000.00	7,579.59-
001 9006	GENERAL FEE - STAMM							
	0.00	275.00	720.00	564.00	564.00	156.00	7,148.59	6,992.59-
001 9007	GENERAL FEE - WASHINGTON							
	4,501.49	600.00	1,175.00	0.00	0.00	5,676.49	1,989.00	3,687.49
001 9008	GENERAL FEE - ATKINSON							
	0.00	0.00	0.00	0.00	0.00	0.00	0.00	0.00
001 9009	GENERAL FEE - CROGHAN							
	0.00	0.00	0.00	0.00	0.00	0.00	0.00	0.00
001 9010	FMS-SIXTH GRADE STUDENT FEES YR 11-12							
	50.00	0.00	0.00	0.00	0.00	50.00	0.00	50.00
001 9013	GENERAL FEE - STAMM							
	0.00	0.00	0.00	0.00	0.00	0.00	0.00	0.00
001 9020	GENERAL FEE - STAMM							
	0.00	0.00	0.00	0.00	0.00	0.00	0.00	0.00
001 9050	ELEMENTARY MUSIC							
	0.00	0.00	0.00	0.00	0.00	0.00	0.00	0.00
001 9100	WORKBOOKS - ROSS							
	756.61	149.86	226.36	0.00	550.00	432.97	110.00	322.97

Date: 10/02/2014
 Time: 10:41 am

FREMONT CITY SCHOOL DISTRICT
 Financial Report by Fund/SCC

Fund #	Fund Description	FYTD Receipts	MTD Expenditures	FYTD Expenditures	Current Fund Balance	Current Encumbrances	Unencumbered Fund Balance	Bank Code
001 9101	ROSS ID TAGS 6,461.08	509.50	695.50	0.00	0.00	7,156.58	0.00	7,156.58
001 9102	SAFETY GLASSES - ROSS 40.55	0.00	0.00	0.00	0.00	40.55	0.00	40.55
001 9103	ART FUND - ROSS 1,574.57	1,824.00	2,882.00	287.65	15,274.59	10,818.02-	1,303.88	12,121.90-
001 9104	HOME ECONOMICS - ROSS 0.00	255.00	386.92	0.00	0.00	386.92	2,000.00	1,613.08-
001 9105	WOODS - ROSS 0.00	885.00	1,275.50	1,110.48	1,110.48	165.02	186.22	21.20-
001 9106	ENERGY & POWER - ROSS 2,638.84	0.00	0.00	0.00	0.00	2,638.84	0.00	2,638.84
001 9107	METALS - ROSS 1,123.74	0.00	0.00	0.00	0.00	1,123.74	0.00	1,123.74
001 9108	COMPUTER TECHNOLOGY - ROSS 7,508.77	339.00	589.50	0.00	149.98	7,948.29	0.00	7,948.29
001 9109	PHOTOGRAPHY - ROSS 0.00	783.00	1,053.00	26.53	63.95	989.05	1,072.42	83.37-
001 9110	SCIENCE - ROSS 0.00	3,052.00	4,292.50	1,501.95	14,685.61	10,393.11-	1,771.45	12,164.56-
001 9111	BUSINESS - ROSS 1,130.22	404.50	635.50	0.00	0.00	1,765.72	1,000.00	765.72
001 9112	ENGINEERING DESIGN - ROSS 686.67	0.00	0.00	0.00	0.00	686.67	0.00	686.67
001 9113	MATH/ROSS 1,190.63	446.00	779.00	0.00	413.95	1,555.68	1,080.90	474.78
001 9114	APPLIED MANUFACTURING & TECHNOLOGY 1,428.72	0.00	0.00	0.00	0.00	1,428.72	0.00	1,428.72
001 9115	ROSS PARKING 3,859.58	3,520.00	3,710.00	0.00	579.35	6,990.23	0.00	6,990.23
001 9116	FIRST AID & SAFETY/ROSS 783.17	0.00	0.00	0.00	0.00	783.17	0.00	783.17

Date: 10/02/2014
 Time: 10:41 am

FREMONT CITY SCHOOL DISTRICT
 Financial Report by Fund/SCC

Fund #	Fund Description	FYTD Receipts	MTD Expenditures	FYTD Expenditures	Current Fund Balance	Current Encumbrances	Unencumbered Fund Balance	Bank Code
001 9117	BIOLOGY AP/ROSS 0.00 0.00	0.00	0.00	1,140.70	1,140.70-	0.00	1,140.70-	
001 9118	CHEMISTRY AP/ROSS 1,914.49 150.00	175.00	0.00	3,001.90	912.41-	0.00	912.41-	
001 9119	PHYSICS AP/ROSS 1,124.38 0.00	0.00	0.00	0.00	1,124.38	0.00	1,124.38	
001 9120	BAND - ROSS 1,585.17 0.00	568.25	1,791.00	3,944.42	1,791.00-	0.00	1,791.00-	
001 9121	GOVERNMENT - ROSS 340.98 0.00	0.00	0.00	0.00	340.98	0.00	340.98	
001 9122	MUSIC DEPARTMENT CLEANING FEES 348.98 0.00	0.00	0.00	0.00	348.98	0.00	348.98	
001 9123	SCHOOL PLANNERS 285.01 204.75	394.25	0.00	0.00	679.26	0.00	679.26	
001 9125	FOREIGN LANGUAGES - ROSS 0.00 941.00	1,351.00	2,530.40	3,093.52	1,742.52-	2,689.73	4,432.25-	
001 9200	MIDDLE SCHOOL CALCULATORS 0.00 11.50	264.50	0.00	0.00	264.50	0.00	264.50	
001 9201	MIDDLE SCHOOL ID TAGS/PLANNERS 0.00 100.00	235.50	1,859.02	1,859.02	1,623.52-	0.00	1,623.52-	
001 9203	ART - MIDDLE SCHOOL 0.00 378.00	751.00	0.00	0.00	751.00	0.00	751.00	
001 9205	MATERIALS & PROCESSING - MIDDLE SCHOOL 0.00 110.00	304.00	2,174.46	2,174.46	1,870.46-	0.00	1,870.46-	
001 9206	FMS-CULTURAL CONNECTION-FOREIGN LANGUAGE 0.00 20.00	42.00	0.00	0.00	42.00	0.00	42.00	
001 9210	SCIENCE - MIDDLE SCHOOL 0.00 266.00	560.00	3,969.36	5,560.58	5,000.58-	1,244.23	6,244.81-	
001 9211	CHOIR - MIDDLE SCHOOL 0.00 25.50	50.00	0.00	735.02	685.02-	0.00	685.02-	
001 9212	BAND - MIDDLE SCHOOL 0.00 145.75	363.25	1,631.21	3,141.69	2,778.44-	1,014.56	3,793.00-	

Date: 10/02/2014
 Time: 10:41 am

FREMONT CITY SCHOOL DISTRICT
 Financial Report by Fund/SCC

Fund #	Fund Description	FYTD Receipts	MTD Expenditures	FYTD Expenditures	Current Fund Balance	Current Encumbrances	Unencumbered Fund Balance	Bank Code	
001 9213	INDUSTRIAL TECH - MIDDLE SCHOOL	0.00	84.00	299.00	1,005.19	1,005.19	706.19-	1,012.47	1,718.66-
001 9214	COMPUTER & KEYBOARDING - MIDDLE SCHOOL	1,772.05	5.00	40.00	0.00	0.00	1,812.05	0.00	1,812.05
001 9216	ORCHESTRA - MIDDLE SCHOOL	267.79	61.00	196.00	0.00	130.50	333.29	1,920.00	1,586.71-
001 9217	LANGUAGE ARTS FEES - FMS	0.00	37.00	63.00	777.06	777.06	714.06-	220.94	935.00-
001 9218	SOCIAL STUDIES-FMS	0.00	37.00	63.00	0.00	0.00	63.00	998.00	935.00-
001 9219	MATH FEES - FMS	0.00	37.00	63.00	108.75	108.75	45.75-	889.25	935.00-
001 9220	MUSIC-GUITAR FMS	0.00	40.00	60.00	625.70	625.70	565.70-	344.30	910.00-
001 9300	BUS PURCHASES - STATE MONIES	0.00	0.00	0.00	0.00	0.00	0.00	0.00	0.00
001 9301	HANDICAPPED BUS PURCHASES - STATE MONIES	0.00	0.00	0.00	0.00	0.00	0.00	0.00	0.00
001 9302	BUS PURCHASES - LOCAL	4,050.00	0.00	0.00	0.00	0.00	4,050.00	0.00	4,050.00
001 9303	MEDICAID SCHOOL PROGRAM	455,554.74	0.00	0.00	13,839.20	36,377.18	419,177.56	20,200.00	398,977.56
001 9304	TAX ABATEMENT	5,282,003.85	0.00	9,120.00	107,688.35	111,068.35	5,180,055.50	6,098.84	5,173,956.66
001 9305	AUCTION FUNDING	50,151.70	0.00	0.00	3,324.74	3,324.74	46,826.96	0.00	46,826.96
001 9306	CASINO REVENUE	174,966.89	0.00	106,977.45	2,616.83	9,048.09	272,896.25	75,543.87	197,352.38
001 9600	BAND - ROSS	0.00	4,014.75	6,777.42	900.51	10,331.41	3,553.99-	1,717.49	5,271.48-
001 9601	ELEMENTARY BAND - DISTRICT WIDE	170.00	100.00	100.00	0.00	0.00	270.00	0.00	270.00

Date: 10/02/2014
 Time: 10:41 am

FREMONT CITY SCHOOL DISTRICT
 Financial Report by Fund/SCC

Fund #	Fund Description	FYTD Receipts	MTD Expenditures	FYTD Expenditures	Current Fund Balance	Current Encumbrances	Unencumbered Fund Balance	Bank Code
001 9602	ELEMENTARY ORCHESTRA - DISTRICT WIDE	740.00	220.00	0.00	960.00	0.00	960.00	
001 9603	ORCHESTRA - ROSS	553.68	325.25	156.14	727.79	885.00	157.21-	
001 9604	CHOIR - ROSS	0.00	26.50	0.00	482.48-	1,242.75	1,725.23-	
002 9004	NOTE - INCOME TAX	300.67	0.00	0.00	300.67	0.00	300.67	
002 9800	2008 ENP	770,635.75	1,033.79	269.91	888,306.33	0.00	888,306.33	
003 0000	PERMANENT IMPROVEMENT FUND	297,301.98	664.57	112,582.59	387,768.44	55,023.00	332,745.44	
003 9000	P I BUS FUND	135,000.00	0.00	0.00	135,000.00	0.00	135,000.00	
003 9001	STADIUM	292,000.00	0.00	0.00	292,000.00	0.00	292,000.00	
003 9002	ATHLETIC RESURFACING FUND	20,000.00	0.00	0.00	20,000.00	0.00	20,000.00	
003 9003	WEIGHT ROOM FUND	1.00	0.00	13,111.98	13,110.98-	3,900.00	17,010.98-	
003 9004	VEHICLE FUND - NON BUS	9,950.00	0.00	0.00	6,400.00	0.00	6,400.00	
003 9005	POOL EQUIPMENT	791.77	0.00	10,739.00	15,225.23-	4,999.00	20,224.23-	
003 9012	SCOREBOARD FUND	0.00	0.00	0.00	0.00	0.00	0.00	
003 9013	RETAINED INTEREST	3.11	0.00	0.00	3.11	0.00	3.11	
003 9414	OHIO FACILITIES CONSTRUCTION COMMISSION GRANT	0.00	3,397.00	3,397.00	0.00	0.00	0.00	
004 9800	2008 ENP BUILDING FUND	1,028.55	0.00	0.00	1,028.55	0.00	1,028.55	

Date: 10/02/2014
 Time: 10:41 am

FREMONT CITY SCHOOL DISTRICT
 Financial Report by Fund/SCC

Fund #	Fund Description	FYTD Receipts	MTD Expenditures	FYTD Expenditures	Current Fund Balance	Current Encumbrances	Unencumbered Fund Balance	Bank Code
006 0000	FOOD SERVICE FUND							
	1,763,492.79	69,516.51	103,318.80	179,801.41	260,638.72	1,606,172.87	235,496.87	1,370,676.00
006 9009	SCHOOL BREAKFAST GRANT							
	1,000.00	0.00	0.00	0.00	0.00	1,000.00	0.00	1,000.00
006 9014	FARM TO SCHOOL GRANT							
	0.00	0.00	0.00	0.00	0.00	0.00	0.00	0.00
006 932N	ARRA CAFETERIA EQUIPMENT ASSISTANCE							
	0.00	0.00	0.00	0.00	0.00	0.00	0.00	0.00
007 9000	A C NICHOLS CHARITABLE TRUST							
	8,036.38	0.00	0.00	0.00	0.00	8,036.38	0.00	8,036.38
007 9035	PEARL SETZLER TRUST FUND							
	96,852.95	1.21	203.46	0.00	0.00	97,056.41	0.00	97,056.41
007 9050	DORA O'FARRELL ART SCHOLARSHIP FUND							
	1,000.00	0.00	0.00	0.00	0.00	1,000.00	0.00	1,000.00
007 9103	SARA HORN MEMORIAL SCHOLARSHIP							
	20,637.68	0.00	0.00	0.00	0.00	20,637.68	0.00	20,637.68
007 9104	SARA HORN MEMORIAL SCHOLARSHIP INTEREST							
	58.08	9.45	9.45	0.00	0.00	67.53	0.00	67.53
007 9105	SENIOR WOMEN'S SERVICE AWARD							
	4,761.00	0.00	0.00	0.00	0.00	4,761.00	0.00	4,761.00
007 9150	DORA O'FARRELL ART SCHOLARSHIP INTEREST							
	712.02	0.38	0.38	0.00	0.00	712.40	0.00	712.40
007 9201	LAURA KRIDLER TRUST FUND							
	1,000.00	0.00	0.00	0.00	0.00	1,000.00	0.00	1,000.00
007 9202	MARGARET FOX TRUST FUND							
	1,000.00	0.00	0.00	0.00	0.00	1,000.00	0.00	1,000.00
007 9206	BERTHA YOUNGMAN TRUST FUND							
	1,000.00	0.00	0.00	0.00	0.00	1,000.00	0.00	1,000.00
007 9207	IMOGENE FORSYTH TRUST FUND							
	500.00	0.00	0.00	0.00	0.00	500.00	0.00	500.00
007 9601	LAURA KRIDLER TRUST INTEREST							
	41.25	0.00	0.88	0.00	0.00	42.13	0.00	42.13

Date: 10/02/2014
 Time: 10:41 am

FREMONT CITY SCHOOL DISTRICT
 Financial Report by Fund/SCC

Fund #	Fund Description	FYTD Receipts	MTD Expenditures	FYTD Expenditures	Current Fund Balance	Current Encumbrances	Unencumbered Fund Balance	Bank Code
007	9602 MARGARET FOX INTEREST 1,239.69	0.88	0.00	0.00	1,240.57	0.00	1,240.57	
008	9101 GENE H. PERRY SCHOLARSHIP 124,170.05	0.00	0.00	0.00	124,170.05	0.00	124,170.05	
008	9102 GENE H. PERRY SCHOLARSHIP INTEREST 498.01	0.00	76.06	0.00	574.07	0.00	574.07	
008	9203 MARY HEDRICK TRUST FUND 1,000.00	0.00	0.00	0.00	1,000.00	0.00	1,000.00	
008	9204 LINDA SCHWARTZ TRUST FUND 3,000.00	0.00	0.00	0.00	3,000.00	0.00	3,000.00	
008	9205 CHARLES FOX TRUST FUND 10,000.00	0.00	0.00	0.00	10,000.00	0.00	10,000.00	
008	9400 EDWARD L. FORGATSCH SCHOLARSHIP FUND 4,500.00	0.00	0.00	0.00	4,500.00	0.00	4,500.00	
008	9401 BETH ISRAEL CONGREGATION AWARD 4,500.00	0.00	0.00	0.00	4,500.00	0.00	4,500.00	
008	9407 G. ALEX CLARK SCHOLARSHIP 10,000.00	0.00	0.00	0.00	10,000.00	0.00	10,000.00	
008	9501 CLASS OF 1950 SCHOLARSHIP FUND 40,317.18	0.00	0.00	0.00	40,317.18	0.00	40,317.18	
008	9508 AMERICAN ASSOC OF UNIV WOMEN - PRINCIPAL 5,000.00	0.00	0.00	0.00	5,000.00	0.00	5,000.00	
008	9599 HOWARD W. NOWELS FOUNDATION 28,935.08	0.00	0.00	0.00	28,935.08	0.00	28,935.08	
008	9600 EDWARD FORGATSCH SCHOLARSHIP INTEREST 50.39	0.00	3.97	0.00	54.36	0.00	54.36	
008	9601 BETH ISRAEL CONGREGATION INTEREST 5.49	1.72	1.72	0.00	7.21	0.00	7.21	
008	9603 MARY HEDRICK INTEREST 687.64	0.00	1.00	0.00	688.64	0.00	688.64	
008	9604 LINDA SCHWARTZ SCHOLARSHIP INTEREST 8.14	1.15	1.15	0.00	9.29	0.00	9.29	

Date: 10/02/2014
 Time: 10:41 am

FREMONT CITY SCHOOL DISTRICT
 Financial Report by Fund/SCC

Fund #	Fund Description	FYTD	MTD	FYTD	Current	Current	Unencumbered	Bank
Begin	MTD	Receipts	Expenditures	Expenditures	Fund	Encumbrances	Fund	Balance
Balance	Receipts				Balance		Balance	Code
008 9605	CHARLES FOX SCHOLARSHIP INTEREST							
5,461.68	4.68	13.87	0.00	0.00	5,475.55	0.00	5,475.55	
008 9607	G. ALEX CLARK SCHOLARSHIP INTEREST							
103.07	8.83	8.83	0.00	0.00	111.90	0.00	111.90	
008 9608	AMERICAN ASSOC OF UNIV WOMEN - INTEREST							
61.22	0.00	7.26	0.00	0.00	68.48	0.00	68.48	
008 9699	HOWARD NOWELS FOUNDATION INTEREST							
41.30	0.00	13.47	0.00	0.00	54.77	0.00	54.77	
008 9701	CLASS OF 1950 SCHOLARSHIP INTEREST							
122.75	35.28	35.28	0.00	0.00	158.03	0.00	158.03	
008 9801	CAROLYN RHODES SCHOLARSHIP FUND							
70,558.28	0.00	7,228.32	0.00	0.00	77,786.60	0.00	77,786.60	
008 9901	CAROLYN RHODES - INTEREST							
529.99	0.00	47.17	0.00	0.00	577.16	0.00	577.16	
010 9800	2008 ENP CLASSROOM FAC.- STATE							
697,437.27	0.00	0.00	0.00	43,824.74	653,612.53	0.00	653,612.53	
010 9801	2008 CLASSROOM FAC. INTEREST - STATE							
4,834.30	21.56	53.93	0.00	0.00	4,888.23	0.00	4,888.23	
010 9802	2008 ENP CLASSROOM FAC. - LOCAL							
1,887,326.32	0.00	0.00	0.00	0.00	1,887,326.32	0.00	1,887,326.32	
010 9803	2008 CLASSROOM FAC. INTEREST - LOCAL							
387,917.67	76.45	191.20	0.00	0.00	388,108.87	0.00	388,108.87	
010 9804	RETAINED EARNINGS							
1.23	0.00	0.00	0.00	0.00	1.23	0.00	1.23	
014 0000	INTERNAL SERVICE ROTARY FUND							
147.39	0.00	0.00	0.00	0.00	147.39	0.00	147.39	
018 9000	LEARNING RESOURCE CENTER							
29.77	0.00	0.00	0.00	0.00	29.77	0.00	29.77	
018 9001	ELEMENTARY CURRICULUM							
3,326.44	0.00	0.00	0.00	0.00	3,326.44	0.00	3,326.44	
018 9003	SUPERINTENDENT - CAMPUS WEAR							
815.95	0.00	1,500.00	100.00	600.00	1,715.95	800.00	915.95	

Date: 10/02/2014
 Time: 10:41 am

FREMONT CITY SCHOOL DISTRICT
 Financial Report by Fund/SCC

Page: 10
 (FINSUM)

Fund #	Fund Description	FYTD Receipts	MTD Expenditures	FYTD Expenditures	Current Fund Balance	Current Encumbrances	Unencumbered Fund Balance	Bank Code
018 9307	ART FUND - WASHINGTON	0.00	0.00	0.00	0.00	0.00	0.00	
018 9400	CROGHAN LIBRARY	1,105.18	0.00	0.00	1,105.18	561.70	543.48	
018 9404	PRINCIPAL'S ACCOUNT/CROGHAN	2,592.00	0.00	60.38	2,381.62	90.17	2,291.45	
018 9500	HAYES LIBRARY	792.33	6.94	12.93	0.00	179.96	625.30	27.45
018 9505	PRINCIPAL'S ACCOUNT/HAYES	1,615.42	0.00	0.00	13.99	306.30	1,309.12	105.30
018 9506	HAYES - MAKE A DIFFERENCE CLUB	5,484.02	0.00	0.00	157.10	157.10	5,326.92	1,542.90
018 9600	LUTZ LIBRARY	2,260.40	0.00	0.00	0.00	0.00	2,260.40	0.00
018 9606	PRINCIPAL'S ACCOUNT/LUTZ	6,835.08	0.00	0.00	0.00	0.00	6,835.08	0.00
018 9700	OTIS LIBRARY	1,304.35	0.00	0.00	0.00	105.55	1,198.80	0.00
018 9707	PRINCIPAL'S ACCOUNT/OTIS	793.00	0.00	0.00	0.00	0.00	793.00	0.00
018 9800	STAMM LIBRARY	119.64	0.00	0.00	0.00	0.00	119.64	0.00
018 9808	PRINCIPAL'S ACCOUNT/STAMM	6,835.72	0.00	0.00	232.95	332.95	6,502.77	0.00
018 9900	WASHINGTON LIBRARY	430.99	3.90-	3.90-	0.00	137.37	289.72	0.00
018 9904	WASHINGTON - MAKE A DIFFERENCE	158.38	0.00	0.00	0.00	0.00	158.38	0.00
018 9905	MAKE A DIFFERENCE - FREMONT MIDDLE SCHOOL	73.54	0.00	0.00	0.00	0.00	73.54	0.00
018 9909	PRINCIPAL'S ACCOUNT/WASHINGTON	3,255.86	44.75	44.75	0.00	50.00	3,250.61	918.25

Date: 10/02/2014
 Time: 10:41 am

FREMONT CITY SCHOOL DISTRICT
 Financial Report by Fund/SCC

Page: 11
 (FINSUM)

Fund #	Fund Description	FYTD Receipts	MTD Expenditures	FYTD Expenditures	Current Fund Balance	Current Encumbrances	Unencumbered Fund Balance	Bank Code	
018 9999	TECHNOLOGY	200.02	0.00	0.00	200.02	0.00	200.02		
019 9000	TAX ABATEMENT	0.00	0.00	0.00	0.00	0.00	0.00		
019 9001	HEINZ MENTORING GRANT	275.35	0.00	0.00	275.35	94.48	180.87		
019 9002	BUCKEYE HEALTHY SCHOOL ALLIANCE GRANT	0.00	0.00	0.00	0.00	0.00	0.00		
019 9003	SCHOOL GRANTS FOR HEALTHY KIDS	1,444.42	0.00	0.00	1,444.42	0.00	1,444.42		
019 9007	EDUCATION TO REDUCE RISKY BEHAVIORS IN YOUTH	0.00	0.00	0.00	0.00	0.00	0.00		
019 9015	Martha Holden Jennings Grant	0.00	0.00	0.00	0.00	0.00	0.00		
019 9114	KINDER ACADEMY - UNITED WAY	307.71	0.00	0.00	307.71	274.76	32.95		
019 9115	PROJECT ATTEND - UNITED WAY	3,773.97	393.91	1,181.66	4,763.03	600.00	4,163.03		
019 9116	ACE MENTORING - UNITED WAY	1,153.41	368.78	1,106.38	899.62	962.42	1,297.37	931.27	366.10
019 9117	PARENT/COMMUNITY INVOLVEMENT-UNITED WAY	0.00	182.45	547.35	0.00	0.00	547.35	0.00	547.35
019 9201	FUEL UP TO PLAY 60 - ROSS	224.31	0.00	0.00	224.31	0.00	224.31	0.00	224.31
019 9202	FUEL UP TO PLAY 60 - STAMM	962.36	0.00	0.00	962.36	0.00	962.36	0.00	962.36
019 9203	FUEL UP TO PLAY 60 - WASHINGTON	691.06	0.00	0.00	691.06	0.00	691.06	0.00	691.06
019 9301	FMS YOUTH ASSET TEAM 1	0.00	0.00	0.00	0.00	0.00	0.00	0.00	0.00
019 9302	FMS YOUTH ASSET TEAM 2	37.34	0.00	0.00	27.96	27.96	9.38	0.00	9.38

Date: 10/02/2014
 Time: 10:41 am

FREMONT CITY SCHOOL DISTRICT
 Financial Report by Fund/SCC

Page: 12
 (FINSUM)

Fund #	Fund Description	FYTD Receipts	MTD Expenditures	FYTD Expenditures	Current Fund Balance	Current Encumbrances	Unencumbered Fund Balance	Bank Code	
019	9800 HIGH SCHOOLS THAT WORK	2,959.60	0.00	0.00	2,959.60	0.00	2,959.60		
022	9300 ATHLETIC TOURNAMENT ACCOUNT	9,461.61	2,176.92	22.87	3,566.89	8,071.64	0.00	8,071.64	
022	9320 MIDDLE SCHOOL STAFF FUND	0.00	0.00	0.00	0.00	0.00	0.00	0.00	
022	9321 "DENIM DROP"/MIDDLE SCHOOL STAFF	12.23	0.00	0.00	12.23	0.00	12.23		
022	9360 ROSS HIGH FACULTY FUND	580.63	153.10	0.00	0.00	733.73	200.00	533.73	
022	9999 UNCLAIMED MONIES	636.91	0.00	26.53	636.91	0.00	636.91		
024	0000 SELF-INSURANCE PROGRAM	555,302.49	493,564.86	1,136,224.56	378,542.51	1,221,359.42	470,167.63	99,367.00	370,800.63
024	9000 FLEX BENEFITS	13,336.41	14,103.80	42,382.14	10,130.94	36,998.56	18,719.99	960.94	17,759.05
027	0000 WORKMANS COMP.-SELF INS	435,165.54	7,106.35	23,405.27	875.00	2,995.00	455,575.81	3,802.00	451,773.81
031	0000 UNDERGROUND STORAGE TANKS	11,000.00	0.00	0.00	0.00	11,000.00	0.00	11,000.00	
034	0000 CLASSROOM FAC. MAINT.	1,459,002.14	0.00	0.00	7,315.18	8,045.86	1,450,956.28	16,396.50	1,434,559.78
200	9100 A CAPPELLA CHOIR	4,569.39	535.00	535.00	43.00	43.00	5,061.39	900.00	4,161.39
200	9101 AMERICAN FIELD SERVICE	279.98	0.00	0.00	0.00	0.00	279.98	525.00	245.02-
200	9102 YEARBOOK - ROSS ANNUAL	15,725.03	3,932.00	4,292.00	6,000.00	6,000.00	14,017.03	9,000.00	5,017.03
200	9103 ART CLUB	2,325.38	0.00	0.00	0.00	0.00	2,325.38	300.00	2,025.38
200	9104 FREMONT ROSS BAND	4,122.70	250.00	250.00	0.00	3,400.00	972.70	0.00	972.70

Date: 10/02/2014
 Time: 10:41 am

FREMONT CITY SCHOOL DISTRICT
 Financial Report by Fund/SCC

Page: 13
 (FINSUM)

Fund #	Fund Description	FYTD Receipts	MTD Expenditures	FYTD Expenditures	Current Fund Balance	Current Encumbrances	Unencumbered Fund Balance	Bank Code
200 9105	INTERNATIONAL RELATIONS CLUB-ROSS	2,046.44	0.00	0.00	2,046.44	0.00	2,046.44	
200 9106	FUTURE TEACHERS OF AMERICA-ROSS	284.92	0.00	0.00	284.92	0.00	284.92	
200 9107	CHATTER	1.68	400.00	400.00	401.68	400.00	1.68	
200 9108	MULTI-MEDIA CLUB - ROSS	15.46	0.00	0.00	15.46	0.00	15.46	
200 9109	DRAMA CLUB	1,827.84	0.00	0.00	1,827.84	0.00	1,827.84	
200 9110	FRENCH CLUB/ROSS	3,105.63	0.00	0.00	3,105.63	475.00	2,630.63	
200 9111	FUTURE FARMERS OF AMERICA	2,679.22	2,775.45	2,775.45	1,300.00	2,233.76	3,220.91	627.48
200 9112	ROSS PEP CLUB	0.00	0.00	0.00	0.00	0.00	0.00	0.00
200 9113	HEALTH AND WELLNESS	307.88	0.00	0.00	307.88	0.00	307.88	
200 9114	SPANISH CLUB - ROSS	1,645.09	0.00	0.00	1,645.09	0.00	1,645.09	
200 9115	KEY CLUB	496.41	0.00	0.00	496.41	450.00	46.41	
200 9116	NATIONAL HONOR SOCIETY	3,003.64	40.00	50.00	0.00	0.00	3,053.64	0.00
200 9117	ORCHESTRA	510.13	0.00	0.00	510.13	0.00	510.13	
200 9118	SADD CLUB	335.15	0.00	0.00	335.15	0.00	335.15	
200 9119	QUIZ BOWL	110.00	0.00	0.00	110.00	0.00	110.00	
200 9120	SCIENCE CLUB-ROSS	1,278.79	0.00	0.00	1,278.79	0.00	1,278.79	

Date: 10/02/2014
 Time: 10:41 am

FREMONT CITY SCHOOL DISTRICT
 Financial Report by Fund/SCC

Page: 14
 (FINSUM)

Fund #	Fund Description	FYTD Receipts	MTD Expenditures	FYTD Expenditures	Current Fund Balance	Current Encumbrances	Unencumbered Fund Balance	Bank Code
200 9121	STUDENT COUNCIL-ROSS 1,108.59	0.00	185.00	481.72	626.87	225.00	401.87	
200 9122	COMMUNITY DONATIONS 607.17	0.00	0.00	0.00	607.17	0.00	607.17	
200 9123	MEXICO TRIP - ROSS 1,000.03	0.00	0.00	0.00	1,000.03	0.00	1,000.03	
200 9126	BOWLING CLUB - ROSS 569.18	0.00	0.00	0.00	569.18	0.00	569.18	
200 9127	CLUB HOCKEY - ROSS HIGH 507.83	0.00	0.00	0.00	507.83	0.00	507.83	
200 9128	HISPANIC COMMITTEE - ROSS 1,465.72	0.00	0.00	100.00	1,365.72	0.00	1,365.72	
200 9129	ROSS SPRING MUSICAL 5,006.20	31.50	0.00	0.00	5,037.70	1,000.00	4,037.70	
200 9130	Ross Leadership Club 1,054.54	1,747.00	0.00	0.00	2,801.54	1,786.06	1,015.48	
200 9131	Photography Club Ross 31.00	0.00	0.00	0.00	31.00	0.00	31.00	
200 9132	FREMONT ROSS DANCE TEAM 76.70	0.00	0.00	0.00	76.70	0.00	76.70	
200 9133	SPEECH AND DEBATE - ROSS 0.00	0.00	0.00	0.00	0.00	0.00	0.00	
200 9134	GAMER'S CLUB 0.00	0.00	0.00	0.00	0.00	0.00	0.00	
200 9140	ROSS CLASS OF 2008 220.92	0.00	0.00	0.00	220.92	0.00	220.92	
200 9141	ROSS CLASS OF 2009 0.00	0.00	0.00	0.00	0.00	0.00	0.00	
200 9142	ROSS CLASS OF 2010 1,269.32	0.00	0.00	0.00	1,269.32	0.00	1,269.32	
200 9143	ROSS CLASS OF 2011 1,249.69	0.00	0.00	0.00	1,249.69	0.00	1,249.69	

Date: 10/02/2014
 Time: 10:41 am

FREMONT CITY SCHOOL DISTRICT
 Financial Report by Fund/SCC

Fund #	Fund Description	FYTD Receipts	MTD Expenditures	FYTD Expenditures	Current Fund Balance	Current Encumbrances	Unencumbered Fund Balance	Bank Code
200 9144	CLASS OF 2012 2,233.41	0.00	0.00	0.00	2,233.41	0.00	2,233.41	
200 9145	CLASS OF 2013 132.54	0.00	0.00	0.00	132.54	0.00	132.54	
200 9146	CLASS OF 2014 3,733.29	0.00	0.00	0.00	3,733.29	0.00	3,733.29	
200 9147	Class of 2015 4,084.20	10.00	15.00	935.00	3,164.20	781.81	2,382.39	
200 9148	CLASS OF 2016 2,193.38	0.00	0.00	1,598.26	595.12	0.00	595.12	
200 9149	CLASS OF 2017 640.00	0.00	0.00	0.00	640.00	1,500.00	860.00-	
200 9150	CLASS OF 2018 0.00	0.00	0.00	0.00	0.00	0.00	0.00	
200 9200	JR. HIGH CHESS CLUB 90.31	0.00	0.00	0.00	90.31	0.00	90.31	
200 9201	BUILDER'S CLUB/JR HIGH 313.27	0.00	0.00	0.00	313.27	0.00	313.27	
200 9202	MS MAGAZINE FUND 13,602.03	2,959.50	258.24	941.20	15,633.93	5,806.74	9,827.19	
200 9203	MS BAND 92.59	0.00	0.00	0.00	92.59	0.00	92.59	
200 9204	MS CHOIR 657.10	0.00	0.00	0.00	657.10	52.50	604.60	
200 9205	OUTDOOR ADVENTURE CLUB/FMS 236.16	0.00	0.00	0.00	236.16	0.00	236.16	
200 9206	MS ORCHESTRA 44.96	0.00	0.00	0.00	44.96	0.00	44.96	
200 9207	ART CLUB/MIDDLE SCHOOL 1,100.77	0.00	0.00	0.00	1,100.77	0.00	1,100.77	
200 9208	MS NEWSPAPER 388.86	0.00	0.00	0.00	388.86	0.00	388.86	

Date: 10/02/2014
 Time: 10:41 am

FREMONT CITY SCHOOL DISTRICT
 Financial Report by Fund/SCC

Fund #	Fund Description	FYTD Receipts	MTD Expenditures	FYTD Expenditures	Current Fund Balance	Current Encumbrances	Unencumbered Fund Balance	Bank Code
439 9015	EARLY CHILDHOOD EDUCATION 14-15	0.00	0.00	0.00	0.00	0.00	0.00	
439 9115	EARLY CHILDHOOD EDUCATION 14-15	0.00	0.00	0.00	0.00	0.00	0.00	
451 9013	OHIO K-12 NETWORK	0.00	0.00	0.00	0.00	0.00	0.00	
451 9014	OHIO K-12 NETWORK	4,295.46	0.00	4,295.46	0.00	0.00	0.00	
499 9010	ODNR CAPITAL IMPROVEMENT GRANT	637.25	0.00	0.00	637.25	0.00	637.25	
499 9114	UNITED WAY PROJECT PASS	741.81	0.00	0.00	741.81	0.00	741.81	
499 9115	UNITED WAY - PROJECT ATTEND	0.00	0.00	0.00	0.00	0.00	0.00	
499 9116	UNITED WAY - MENTORSHIP PROGRAM	0.00	0.00	0.00	0.00	0.00	0.00	
505 9013	TITLE I-C MIGRANT FY13	0.00	0.00	0.00	0.00	0.00	0.00	
505 9014	TITLE I-C MIGRANT FY14	120,398.26	78,655.37	13,674.89	198,162.54	891.09	891.09	
505 9015	TITLE I-C MIGRANT 2015	0.00	4,751.62	3,726.93	5,917.51	1,165.89-	1,165.89-	
506 9013	RACE TO THE TOP FY13	0.00	0.00	0.00	0.00	0.00	0.00	
506 9014	RACE TO THE TOP FY14	47,521.16	0.00	34,689.24	47,521.16	0.00	0.00	
506 9015	RACE TO THE TOP FY15	0.00	34,689.24	9,600.00	9,600.00	25,089.24	25,089.24	
506 9113	RttT-Electronic Teacher Evaluation-Online	0.00	0.00	0.00	0.00	0.00	0.00	
506 9114	MY VOICE & CULTURAL COMPETENCY	0.00	43,810.00	43,810.00	43,810.00	0.00	0.00	

Date: 10/02/2014
 Time: 10:41 am

FREMONT CITY SCHOOL DISTRICT
 Financial Report by Fund/SCC

Page: 20
 (FINSUM)

Fund #	Fund Description	FYTD Receipts	MTD Expenditures	FYTD Expenditures	Current Fund Balance	Current Encumbrances	Unencumbered Fund Balance	Bank Code
572 9314	TITLE I-D - DELINQUENT FY 14	4,412.11	0.00	0.00	4,412.11	0.00	4,412.11	
572 9315	TITLE I-D - DELINQUENT FY 15	0.00	5,678.23	5,891.59	213.36-	200.00	413.36-	
590 9013	TITLE II-A TEACHER QUALITY FY 13	0.00	0.00	0.00	0.00	0.00	0.00	
590 9014	TITLE II-A TEACHER QUALITY FY 14	33,313.09	17,560.29	261.56-	50,838.22	35.16	35.16	
590 9015	TITLE II-A TEACHER QUALITY FY 15	0.00	28,956.91	23,240.40	23,752.20	5,204.71	2,831.09	2,373.62
590 9113	REGIONAL PROFESSIONAL DEVELOPMENT COMMITTEE	0.00	0.00	0.00	0.00	0.00	0.00	
599 9000	FARM TO SCHOOL - ATKINSON	100.00	0.00	0.00	100.00	0.00	100.00	
599 9001	FARM TO SCHOOL - HAYES	100.00	0.00	0.00	100.00	0.00	100.00	
599 9002	FARM TO SCHOOL - OTIS	100.00	0.00	0.00	100.00	0.00	100.00	
599 9012	TEAM NUTRITION 2010 GRANT	0.00	0.00	0.00	0.00	0.00	0.00	
599 9013	TEAM NUTRITION 2010 - 2ND GRANT	0.00	0.00	0.00	0.00	0.00	0.00	
599 9014	NAT'L SCHOOL LUNCH BREAKFAST EXPANSION	0.00	0.00	0.00	0.00	0.00	0.00	
599 9020	U S DEPT OF AGR - RECIPE TESTING	0.00	0.00	0.00	0.00	0.00	0.00	
599 9022	HEALTHY SCHOOL LEADERSHIP INSTITUTE	0.00	0.00	0.00	0.00	0.00	0.00	
599 9111	21st CENTURY-INNOVATION	4,548.68	0.00	4,542.43	9,091.11	0.00	0.00	
599 9113	21ST CENTURY-LEARNING FOR A LIFETIME YR1	5,606.69	306.89-	11,662.15	17,268.84	0.00	0.00	

Date: 10/02/2014
 Time: 10:41 am

FREMONT CITY SCHOOL DISTRICT
 Financial Report by Fund/SCC

Page: 21
 (FINSUM)

Fund #	Fund Description	FYTD Receipts	MTD Expenditures	FYTD Expenditures	Current Fund Balance	Current Encumbrances	Unencumbered Fund Balance	Bank Code	
599 9313	21ST CENTURY-LEARNING FOR A LIFETIME YR1	0.00	17,143.90	17,143.90	8,693.05	17,278.89	134.99-	0.00	134.99-
599 9414	LOW INCOME POVERTY GRANT	14,570.25	0.00	0.00	0.00	8,795.16	5,775.09	0.00	5,775.09
599 9511	21st CENTURY-INNOVATION	0.00	3,168.67	3,168.67	2,016.22	3,168.67	0.00	0.00	0.00
GRAND TOTALS:		22,643,087.00	2,382,302.26	14,889,761.59	4,425,201.14	13,259,784.00	24,273,064.59	1,108,488.92	23,164,575.67

Check#	Check Date	Org Sta	Vendor Paid	Check Amount	Status Date
000072	09/30/2014	M/M	P & A GROUP	7,062.59	
000073	09/12/2014	M/M	ABIGAIL REYNOLDS	75.00	
000074	09/17/2014	M/M	RANDALL MACKO	319.25	
000075	09/26/2014	M/M	ABIGAIL REYNOLDS	25.00	
067107	09/04/2014	W/R	AMAZON.COM	159.04	09/08/2014
067108	09/04/2014	W/R	A T & T	5,091.83	09/08/2014
067109	09/04/2014	W/R	REPUBLIC SERVICES	1,964.22	09/08/2014
067110	09/04/2014	W/R	CINTAS CORP.#306	804.35	09/08/2014
067111	09/04/2014	W/R	COMPETITIVE EDGE PRODUCTS, INC	566.31	09/08/2014
067112	09/04/2014	W/R	FOLLETT EDUCATIONAL SERVICES	24,496.50	09/08/2014
067113	09/04/2014	W/V	NCS PEARSON	9,600.00	09/08/2014
067114	09/04/2014	W/R	PEARSON EDUCATION	27,472.03	09/08/2014
067115	09/04/2014	W/R	AT&T	221.64	09/08/2014
067116	09/04/2014	W/R	AT & T LONG DISTANCE	753.53	09/08/2014
067117	09/04/2014	W/R	STAPLES ADVANTAGE	1,314.01	09/08/2014
067118	09/04/2014	W/R	UTRECHT ART SUPPLIES	26.53	09/08/2014
067119	09/04/2014	W/R	VERIZON WIRELESS	2,420.97	09/08/2014
067120	09/04/2014	W/R	AMERICAN EXPRESS	363.96	09/08/2014
067121	09/04/2014	W/R	PERKINS HIGH SCHOOL	125.00	09/11/2014
067122	09/12/2014	W/R	SCHOOL EMPLOYEES RETIREMENT	1,396.72	09/29/2014
067123	09/12/2014	W/R	STATE TEACHERS RETIRE.	10,686.95	09/15/2014
067124	09/10/2014	W/R	MIKE MOHR	60.00	09/12/2014
067125	09/10/2014	W/R	RURAL KING	16.48	09/16/2014
067126	09/10/2014	W/R	RUSH GRAPHIX	130.00	09/15/2014
067127	09/10/2014	W/R	AC SUPPLY CO	1,175.96	09/22/2014
067128	09/10/2014	W/R	AJ'S HEAVENLY PIZZA	43.00	09/15/2014
067129	09/10/2014	W/R	NANCY MCKILLIP	103.04	09/15/2014
067130	09/10/2014	W/R	ACP DIRECT	65.70	09/16/2014
067131	09/10/2014	W/R	ACE CARPENTER	1,393.40	09/15/2014
067132	09/10/2014	W/R	ACE HARDWARE	1,120.54	09/15/2014
067133	09/10/2014	W/R	ADKINS SANITATION	75.00	09/12/2014
067134	09/10/2014	W/R	ALLEN COUNTY EDUCATIONAL	225.00	09/15/2014
067135	09/10/2014	W/R	IDEAL BAKERY	86.40	09/16/2014
067136	09/10/2014	W/R	ASTRO POOL COMPANY	7,360.00	09/17/2014
067137	09/10/2014	W/R	ITSAVVY	8,663.20	09/15/2014
067138	09/10/2014	W/R	SCHOOL SPECIALTY	642.73	09/15/2014
067139	09/10/2014	W/V	BELLA COSA	593.00	09/10/2014
067140	09/10/2014	W/R	BENCHMARK PRINTS	5,084.00	09/15/2014
067141	09/10/2014	W/R	DICK BLICK	748.87	09/17/2014
067142	09/10/2014	W/R	LINDSEY WATER & SEWER DEPT.	67.00	09/16/2014
067143	09/10/2014	W/R	BOBEL'S OFFICE PLUS	64.36	09/17/2014
067144	09/10/2014	W/R	BOBBY'S TRUCK AND BUS REPAIR	1,579.53	09/15/2014
067145	09/10/2014	W/R	BROWN SUPPLY CO	485.90	09/15/2014
067146	09/10/2014	W/R	BRICKYARD SAUCES LLC	1,232.00	09/15/2014
067147	09/10/2014	W/R	BRICKER & ECKLER LLP	3,073.18	09/15/2014
067148	09/10/2014	W/R	BSN	5,645.00	09/16/2014
067149	09/10/2014	W/R	BUREAU OF EDUCATION & RESEARCH	108.00	09/18/2014
067150	09/10/2014	W/R	C & W AUTO SUPPLY	621.48	09/12/2014
067151	09/10/2014	W/R	CARDINAL STRITCH HIGH SCHOOL	75.00	09/19/2014
067152	09/10/2014	W/R	CENTURY RESOURCES	1,393.26	09/15/2014
067153	09/10/2014	W/R	CITY OF FREMONT	846.24	09/12/2014
067154	09/10/2014	W/R	COLUMBIA GAS OF OHIO	145.29	09/17/2014

Check#	Check Date	Org Sta	Vendor Paid	Check Amount	Status Date
067155	09/10/2014	W/R	GREAT LAKES BIOMEDICAL	30.00	09/12/2014
067156	09/10/2014	W/R	CONN'S POTATO CHIPS	198.00	09/22/2014
067157	09/10/2014	W/R	CONTRACTORS EQUIP RENTAL	44.20	09/11/2014
067158	09/10/2014	W/R	CROGHAN COLONIAL BANK	150.00	09/11/2014
067159	09/10/2014	W/R	CROWN BATTERY	1,501.53	09/15/2014
067160	09/10/2014	W/R	FREMONT UNIFORM SHOPPE	1,791.00	09/15/2014
067161	09/10/2014	W/R	CXTEC	175.87	09/17/2014
067162	09/10/2014	W/W	DISTRICT 4 TREASURER	75.00	
067163	09/10/2014	W/W	DISTRICT 6 COACHES ASSOC.	25.00	
067164	09/10/2014	W/R	DOMINOS PIZZA	111.50	09/15/2014
067165	09/10/2014	W/R	AMERIGAS	55.78	09/17/2014
067166	09/10/2014	W/R	DIRECT TECHNOLOGY GROUP	759.80	09/16/2014
067167	09/10/2014	W/R	VILLAGE ENERGY COOPERATIVE	17.08	09/17/2014
067168	09/10/2014	W/W	DUMBBELL BUDDY	3,244.80	
067169	09/10/2014	W/R	EASTWOOD SCHOOLS	45.00	09/29/2014
067170	09/10/2014	W/R	ELECTRIC CITY EMPOWERING	267.94	09/15/2014
067171	09/10/2014	W/R	NORTH POINT ESC	750.00	09/19/2014
067172	09/10/2014	W/R	FAYE EISHEN	19.43	09/24/2014
067173	09/10/2014	W/R	FLOWER REAL ESTATE HOLDINGS	1,050.00	09/17/2014
067174	09/10/2014	W/R	FOLLETT SCHOOL SOLUTIONS	132.50	09/15/2014
067175	09/10/2014	W/R	247 SECURITY INC	696.00	09/18/2014
067176	09/10/2014	W/R	FORTE MUSIC INC.	1,229.00	09/17/2014
067177	09/10/2014	W/R	FREMONT ATHLETIC SUPPLY	4,430.00	09/12/2014
067178	09/10/2014	W/R	FREMONT AUTO PARTS	212.83	09/15/2014
067179	09/10/2014	W/R	FREMONT CANDY & CIGAR CO	705.76	09/15/2014
067180	09/10/2014	W/R	FREMONT FLOOR COVERING	18,815.00	09/16/2014
067181	09/10/2014	W/R	FREMONT MUSIC CENTER	625.70	09/19/2014
067182	09/10/2014	W/R	KELLERMYER COMPANY	842.68	09/12/2014
067183	09/10/2014	W/R	GRAINGER	1,298.75	09/19/2014
067184	09/10/2014	W/R	HABITEC SECURITY	3,925.00	09/15/2014
067185	09/10/2014	W/R	HEALTHLINK	1,700.00	09/16/2014
067186	09/10/2014	W/R	IXL LEARNING	3,800.00	09/15/2014
067187	09/10/2014	W/R	JIMMY G'S BBQ	300.00	09/18/2014
067188	09/10/2014	W/R	JUNIOR LIBRARY GUILD	183.00	09/15/2014
067189	09/10/2014	W/W	LAKOTA SCHOOLS	100.00	
067190	09/10/2014	W/R	JOSTENS, INC.	61.22	09/15/2014
067191	09/10/2014	W/R	AERO FILTER, INC	1,308.63	09/12/2014
067192	09/10/2014	W/R	KELVIN	89.55	09/16/2014
067193	09/10/2014	W/R	KROGER CO	225.82	09/15/2014
067194	09/10/2014	W/R	LEONARD SAFETY EQUIPMENT	448.03	09/17/2014
067195	09/10/2014	W/R	LOWE'S CO., INC. FREMONT	4,282.87	09/16/2014
067196	09/10/2014	W/R	MOUNTAIN MATH/LANGUAGE LLC	95.95	09/22/2014
067197	09/10/2014	W/R	MPS	747.18	09/15/2014
067198	09/10/2014	W/R	KUNS NORTHCOAST SECURITY	450.00	09/19/2014
067199	09/10/2014	W/R	MCPC IMAGE PRINTING	62.72	09/17/2014
067200	09/10/2014	W/R	MEMORIAL HOSPITAL	726.67	09/16/2014
067201	09/10/2014	W/R	NASCO	286.90	09/15/2014
067202	09/10/2014	W/R	NASSP	95.00	09/15/2014
067203	09/10/2014	W/R	THE MENTORING CENTER	761.50	09/17/2014
067204	09/10/2014	W/R	THE NEWS MESSENGER	752.80	09/15/2014
067205	09/10/2014	W/R	NUTRISLICE, INC.	3,600.00	09/18/2014
067206	09/10/2014	W/R	OASBO	1,074.00	09/17/2014

Check#	Check Date	Org Sta	Vendor Paid	Check Amount	Status Date
067207	09/10/2014	W/R	OHIO HYDROPHONICS	72.77	09/15/2014
067208	09/10/2014	W/R	AMERICAN ELECTRIC POWER	3,477.21	09/18/2014
067209	09/10/2014	W/R	OREGON CLAY HIGH SCHOOL	150.00	09/17/2014
067210	09/10/2014	W/R	OTTO & URBAN FLOWER SHOP	70.79	09/12/2014
067211	09/10/2014	W/R	PEPSI BEVERAGES COMPANY	1,411.64	09/15/2014
067212	09/10/2014	W/R	POST NET	1,703.00	09/17/2014
067213	09/10/2014	W/R	THE PARTY STARTS HERE	122.50	09/19/2014
067214	09/10/2014	W/R	RIVERSIDE PUBLISHING	887.38	09/15/2014
067215	09/10/2014	W/R	RIDDELL ALL AMERICAN	732.12	09/16/2014
067216	09/10/2014	W/R	ROCKLER	217.48	09/17/2014
067217	09/10/2014	W/R	SABROSKE ELECTRIC	1,178.14	09/12/2014
067218	09/10/2014	W/R	REFRIGERATOR SALES	546.55	09/15/2014
067219	09/10/2014	W/R	AT&T	4,110.21	09/15/2014
067220	09/10/2014	W/R	SCHOOL DATEBOOKS	1,859.02	09/15/2014
067221	09/10/2014	W/R	SCHOOL HEALTH CORP.	704.17	09/15/2014
067222	09/10/2014	W/R	SCHOOL NURSE SUPPLY INC	444.77	09/15/2014
067223	09/10/2014	W/R	SCHOOL NUTRITION ASSOC	974.25	09/18/2014
067224	09/10/2014	W/R	SHEETS SUPPLY	1,350.08	09/12/2014
067225	09/10/2014	W/R	SHERRI HENKEL	44.80	09/15/2014
067226	09/10/2014	W/R	SIEBERG PIANO SERVICE	3,324.74	09/16/2014
067227	09/10/2014	W/R	SIESEL DISTRIBUTING LLC	2,307.60	09/16/2014
067228	09/10/2014	W/R	SOCCER CENTRE	864.00	09/15/2014
067229	09/10/2014	W/R	SPOONER, INCORPORATED	875.00	09/16/2014
067230	09/10/2014	W/R	STAPLES ADVANTAGE	3,721.26	09/15/2014
067231	09/10/2014	W/R	STATE TEACHERS RETIRE.	20.00	09/16/2014
067232	09/10/2014	W/R	STUDER-OBRINGER, INC.	37,536.00	09/15/2014
067233	09/10/2014	W/R	STREAKER TRACTOR SALES	260.00	09/12/2014
067234	09/10/2014	W/R	CENGAGE LEARNING	2,782.50	09/15/2014
067235	09/10/2014	W/R	THREE RIVERS ATHLETIC	805.00	09/16/2014
067236	09/10/2014	W/R	TIRE MAN	27.65	09/15/2014
067237	09/10/2014	W/R	TOLEDO EDISON CO.	3,193.64	09/15/2014
067238	09/10/2014	W/R	TOLEDO PHYS ED SUPPLY	743.70	09/15/2014
067239	09/10/2014	W/R	TRACI MCCAUDY	566.66	09/29/2014
067240	09/10/2014	W/R	MR. LIGHTBULB	880.20	09/12/2014
067241	09/10/2014	W/R	TRICO GLASS	96.50	09/17/2014
067242	09/10/2014	W/R	TROXELL COMMUNICATIONS, INC.	47,360.00	09/22/2014
067243	09/10/2014	W/R	UCR, LLC	1,518.72	09/15/2014
067244	09/10/2014	W/R	UNIVERSAL FARMS	1,274.00	09/12/2014
067245	09/10/2014	W/R	UNIFIRST CORPORATION	170.97	09/16/2014
067246	09/10/2014	W/R	UNITED PARCEL SERVICE	19.44	09/19/2014
067247	09/10/2014	W/R	VARSITY SPIRIT FASHIONS	5,247.05	09/17/2014
067248	09/10/2014	W/R	WAL-MART STORES INC.	1,977.45	09/17/2014
067249	09/10/2014	W/R	WALSWORTH PUBLISHING CO	8,329.25	09/16/2014
067250	09/10/2014	W/R	VISA	684.10	09/11/2014
067251	09/10/2014	W/R	WALTERS' BOILER WORKS	13.60	09/17/2014
067252	09/10/2014	W/R	WARD'S	3,694.23	09/19/2014
067253	09/10/2014	W/R	WEIKERT INSURANCE AGENCY, INC.	467.00	09/15/2014
067254	09/10/2014	W/R	WILLIE'S SALES & SERVICE	152.79	09/12/2014
067255	09/10/2014	W/R	DESIREE SUBSARA	69.89	09/11/2014
067256	09/10/2014	W/R	GORDON FOOD SERVICE	363.58	09/18/2014
067257	09/10/2014	W/R	RESOURCES FOR EDUCATORS	698.00	09/23/2014
067258	09/10/2014	W/R	FREMONT CITY BD. OF EDUC	11,498.67	09/11/2014

Check#	Check Date	Org Sta	Vendor Paid	Check Amount	Status Date
067259	09/10/2014	W/R	WON-DOOR CORPORATION	921.56	09/16/2014
067260	09/10/2014	W/R	MANDI MILLER	40.88	09/23/2014
067261	09/10/2014	W/R	SUSAN CAPUCINI	376.36	09/15/2014
067262	09/10/2014	W/R	CARRIE KINGSBOROUGH	304.50	09/16/2014
067263	09/10/2014	W/R	DAVE BUENING	124.32	09/12/2014
067264	09/10/2014	W/R	WILLIAM MACGILL	983.25	09/18/2014
067265	09/10/2014	W/R	BELLA COSA	513.00	09/12/2014
067266	09/11/2014	W/R	FREMONT CITY BD. OF EDUC	499.82	09/11/2014
067267	09/11/2014	W/R	SANDUSKY COUNTY POSITIVE	270.00	09/19/2014
067268	09/12/2014	W/R	CROGHAN COLONIAL BANK	4,500.00	09/12/2014
067269	09/12/2014	W/R	OIAAA	95.00	09/23/2014
067270	09/12/2014	W/R	AMY MILLER	360.00	09/17/2014
067272	09/17/2014	W/R	CHERRY VALLEY LODGE	94.00	09/22/2014
067273	09/17/2014	W/R	OHIO SCHOOLS COUNCIL	31,555.82	09/23/2014
067274	09/18/2014	B/B	OHIO DEPARTMENT OF EDUCATION	306.89	
067275	09/18/2014	B/R	KENDRA LOPEZ	25.00	09/25/2014
067276	09/18/2014	B/R	KENDRA LOPEZ	10.00	09/25/2014
067277	09/18/2014	B/R	JOHNNY RODRIGUEZ	35.00	09/30/2014
067278	09/18/2014	B/R	STEVE EBERT	8.00	09/29/2014
067279	09/18/2014	B/R	JUNE BROUGH	16.25	09/23/2014
067280	09/18/2014	B/B	JULIE MICHAEL	186.05	
067281	09/18/2014	B/R	SUSAN LITTLE	4.68	09/24/2014
067282	09/18/2014	B/R	BRIDGET BIBLER	33.00	09/24/2014
067283	09/18/2014	B/R	AMY FOUGHT	14.99	09/25/2014
067284	09/26/2014	W/R	SCHOOL EMPLOYEES RETIREMENT	1,396.72	09/29/2014
067285	09/26/2014	W/R	STATE TEACHERS RETIRE.	10,603.62	09/29/2014
067286	09/22/2014	W/R	CROGHAN COLONIAL BANK	200.00	09/22/2014
067287	09/25/2014	W/R	BONNIE WEAVER	47.40	09/25/2014
067288	09/25/2014	W/R	KELLI CLEVELAND	43.68	09/25/2014
067289	09/25/2014	W/W	ACE CARPENTER	1,393.90	
067290	09/25/2014	W/W	ACTION PRINTING	741.66	
067291	09/25/2014	W/W	ADKINS SANITATION	1,050.00	
067292	09/25/2014	W/R	ALTITUDE HEADQUARTERS	456.00	09/30/2014
067293	09/25/2014	W/W	AMERICAN LEGACY PUBLISHING	5,703.70	
067294	09/25/2014	W/R	ASSOCIATED BUYERS	419.90	09/29/2014
067295	09/25/2014	W/R	ITSAVVY	4,110.48	09/30/2014
067296	09/25/2014	W/W	BAUMSPAGE.COM LCC	47.25	
067297	09/25/2014	W/W	BAIRD PUBLIC INVESTMENT	1,265.28	
067298	09/25/2014	W/W	BAY TROPHY	32.00	
067299	09/25/2014	W/R	SCHOOL SPECIALTY	1,324.60	09/29/2014
067300	09/25/2014	W/R	BEL-AIRE CLEANERS	601.20	09/30/2014
067301	09/25/2014	W/W	BENCHMARK PRINTS	1,980.00	
067302	09/25/2014	W/R	BLOOM BY JILLY GRAY	108.50	09/30/2014
067303	09/25/2014	W/R	CUMMINS BRIDGEWAY	590.68	09/30/2014
067304	09/25/2014	W/R	BRICKER & ECKLER LLP	808.50	09/30/2014
067305	09/25/2014	W/R	BSN	205.01	09/30/2014
067306	09/25/2014	W/W	BUMBLEBEE TEAM SPORTS	11,064.50	
067307	09/25/2014	W/R	CAMPBELL INC.	2,654.50	09/29/2014
067308	09/25/2014	W/R	CAMCOR, INC.	3,643.21	09/30/2014
067309	09/25/2014	W/R	CANON SOLUTIONS AMERICA	2,645.00	09/29/2014
067310	09/25/2014	W/W	CATHOLIC DIOCESE OF TOLEDO	270.00	
067311	09/25/2014	W/W	CARDINAL STRITCH HIGH SCHOOL	175.00	

Check#	Check Date	Org Sta	Vendor Paid	Check Amount	Status Date
067312	09/25/2014	W/R	CENTRAL EXTERMINATING	180.00	09/30/2014
067313	09/25/2014	W/R	CLARK ASSOCIATES, INC.	188.10	09/25/2014
067314	09/25/2014	W/R	DEEMER SHEET METAL	56.95	09/25/2014
067315	09/25/2014	W/R	COACH COMM.	155.00	09/30/2014
067316	09/25/2014	W/R	CMRS-POC	2,000.00	09/30/2014
067317	09/25/2014	W/R	COLOR HAVEN PAINT SUPPLY	39.20	09/30/2014
067318	09/25/2014	W/W	COLUMBIA GAS OF OHIO	832.11	
067319	09/25/2014	W/R	CONTINENTAL EDUCATIONAL	3,030.40	09/30/2014
067320	09/25/2014	W/W	CORPORATE ONE BENEFITS	3,083.00	
067321	09/25/2014	W/R	CROWN BATTERY	78.72	09/29/2014
067322	09/25/2014	W/R	C.A. KUSTOMS	229.51	09/29/2014
067323	09/25/2014	W/W	DAMSCHRODER ROOFING INC.	354.00	
067324	09/25/2014	W/R	DOMINOS PIZZA	100.50	09/29/2014
067325	09/25/2014	W/W	DELL INC.	862.62	
067326	09/25/2014	W/R	SOPHIA DRAEGER	112.50	09/29/2014
067327	09/25/2014	W/W	EAGLE CREEK GOLF CLUB	100.00	
067328	09/25/2014	W/W	ESC OF LAKE ERIE WEST	680.00	
067329	09/25/2014	W/W	NORTH POINT ESC	11,109.10	
067330	09/25/2014	W/R	CSC-FAMOUS	4,371.25	09/29/2014
067331	09/25/2014	W/R	DATAComm CABLES, INC	303.90	09/30/2014
067332	09/25/2014	W/R	FORTE MUSIC INC.	1,318.97	09/30/2014
067333	09/25/2014	W/R	FREMONT ATHLETIC SUPPLY	2,374.00	09/29/2014
067334	09/25/2014	W/R	FREMONT CANDY & CIGAR CO	51.99	09/30/2014
067335	09/25/2014	W/R	UTILITY BILLING OFFICE	13,889.04	09/30/2014
067336	09/25/2014	W/W	GENIUS SUPPLY CO	57.28	
067337	09/25/2014	W/W	HANDY GRAFIX	60.00	
067338	09/25/2014	W/W	HASSELBACH MEATS	1,286.97	
067339	09/25/2014	W/R	HOUGHTON MIFFLIN HARCOURT	225.00	09/29/2014
067340	09/25/2014	W/W	HEARTLAND PAYMENT SYSTEM	585.00	
067341	09/25/2014	W/R	HEALTHCARE PROCESS CONSULTING	5,750.00	09/30/2014
067342	09/25/2014	W/W	HEALTHLINK	680.00	
067343	09/25/2014	W/W	IXL LEARNING	49.00	
067344	09/25/2014	W/R	JOSTENS, INC.	7.93	09/29/2014
067345	09/25/2014	W/W	HEARLIHY STORE	1,110.48	
067346	09/25/2014	W/W	KIWANIS CLUB OF FREMONT	385.00	
067347	09/25/2014	W/W	KELVIN	749.69	
067348	09/25/2014	W/R	KROGER CO	160.38	09/29/2014
067349	09/25/2014	W/R	LEVENHUK USA	1,221.00	09/30/2014
067350	09/25/2014	W/W	THE EQUIPMENT GUYS	9,867.18	
067351	09/25/2014	W/R	NORTH CENTRAL OHIO ESC	41,365.20	09/30/2014
067352	09/25/2014	W/R	THE MASTER TEACHER	77.35	09/30/2014
067353	09/25/2014	W/W	MCGRAW HILL EDUCATION	4,830.14	
067354	09/25/2014	W/W	MCPC IMAGE PRINTING	12,428.39	
067355	09/25/2014	W/W	FRONTLINE TECHNOLOGIES	9,710.00	
067356	09/25/2014	W/R	O.E. MEYER & SONS	28.90	09/30/2014
067357	09/25/2014	W/V	FREMONT ROSS MUSIC BOOSTERS	114.00	09/25/2014
067358	09/25/2014	W/W	NORWALK CITY SCHOOLS	200.00	
067359	09/25/2014	W/R	NASCO	82.50	09/30/2014
067360	09/25/2014	W/W	NATIONAL SPEECH & DEBATE	149.00	
067361	09/25/2014	W/R	WESTSIDE RADIATOR WORKS, LLC	1,289.00	09/30/2014
067362	09/25/2014	W/R	MAIL FINANCE	396.00	09/29/2014
067363	09/25/2014	W/W	NES RENTAL	1,735.00	

Check#	Check Date	Org Sta	Vendor Paid	Check Amount	Status Date
067364	09/25/2014	W/W	NHS-TIFFIN	86.27	
067365	09/25/2014	W/R	NORTHWEST EVALUATION ASSOC.	2,850.00	09/30/2014
067366	09/25/2014	W/W	NWOSOA	100.00	
067367	09/25/2014	W/W	OHIO FFA CAMP	1,225.00	
067368	09/25/2014	W/W	AMERICAN ELECTRIC POWER	39,277.37	
067369	09/25/2014	W/R	OSBA	825.00	09/30/2014
067370	09/25/2014	W/R	OLE ZIM'S WAGON SHED	200.00	09/30/2014
067371	09/25/2014	W/W	OHSBCA	150.00	
067372	09/25/2014	W/W	OHIO SCHOOL COUNCIL	1,628.55	
067373	09/25/2014	W/W	OHIO HIGH SCHOOL SPEECH	125.00	
067374	09/25/2014	W/W	OHIO STATE UNIVERSITY	100.00	
067375	09/25/2014	W/R	O.P AQUATICS	744.65	09/30/2014
067376	09/25/2014	W/R	ORIENTAL TRADING CO.	101.98	09/30/2014
067377	09/25/2014	W/R	PAPA MURPHY'S	120.00	09/25/2014
067378	09/25/2014	W/R	PEPSI BEVERAGES COMPANY	527.21	09/30/2014
067379	09/25/2014	W/R	PHAZE I	1,842.50	09/30/2014
067380	09/25/2014	W/W	POST NET	236.37	
067381	09/25/2014	W/R	RIVERSIDE PUBLISHING	49.90	09/29/2014
067382	09/25/2014	W/R	ROOT'S POULTRY	126.60	09/29/2014
067383	09/25/2014	W/R	BLACKBOARD CONNECT INC	10,530.00	09/29/2014
067384	09/25/2014	W/R	REFRIGERATOR SALES	50.10	09/30/2014
067385	09/25/2014	W/W	SCHOLASTIC NEWS	10,625.44	
067386	09/25/2014	W/R	SCHOOL MATE	564.00	09/30/2014
067387	09/25/2014	W/R	SMITH BOUGHNAN	4,070.00	09/30/2014
067388	09/25/2014	W/R	SOUND SOLUTIONS	45.00	09/29/2014
067389	09/25/2014	W/W	SPA ASSOCIATES	475.00	
067390	09/25/2014	W/R	STAPLES ADVANTAGE	1,000.13	09/29/2014
067391	09/25/2014	W/R	STANTON'S SHEET MUSIC	156.14	09/30/2014
067392	09/25/2014	W/R	STRATEGIC SOLUTIONS	11,908.54	09/30/2014
067393	09/25/2014	W/R	STUDER-OBRINGER, INC.	100,970.00	09/30/2014
067394	09/25/2014	W/W	JMK CUSTOM CREATIONS	227.50	
067395	09/25/2014	W/W	TEACHER'S DISCOVERY	3,172.94	
067396	09/25/2014	W/W	TIME FOR KIDS	191.78	
067397	09/25/2014	W/R	TIFFIN PAPER CO	2,983.00	09/30/2014
067398	09/25/2014	W/R	TRACI MCCAUDY	235.19	09/29/2014
067399	09/25/2014	W/W	UNIFIRST CORPORATION	114.84	
067400	09/25/2014	W/R	VALLEY ELECTRIC	245.00	09/25/2014
067401	09/25/2014	W/R	VENETIAN MARBLE MOSAIC INC.	3,379.00	09/30/2014
067402	09/25/2014	W/W	OMNI CHEER	2,590.93	
067403	09/25/2014	W/W	WAL-MART STORES INC.	1,062.12	
067404	09/25/2014	W/W	WASHINGTON JUNIOR HIGH	25.00	
067405	09/25/2014	W/W	WARD'S	1,695.33	
067406	09/25/2014	W/R	WSOS	10,574.28	09/30/2014
067407	09/25/2014	W/W	MCMASTER-CARR	433.24	
067408	09/25/2014	W/W	MEDCO SUPPLY	3,093.50	
067409	09/25/2014	W/W	GORDON FOOD SERVICE	50.05	
067410	09/25/2014	W/W	FREMONT CITY BD. OF EDUC	464.58	
067411	09/25/2014	W/W	SYCAMORE SPRINGS GOLF COURSE	125.00	
067412	09/25/2014	W/R	WON-DOOR CORPORATION	1,432.55	09/30/2014
067413	09/25/2014	W/W	SANDUSKY CO SANATARY ENGINEER	508.05	
067414	09/25/2014	W/W	SUSAN CAPUCINI	88.87	
067415	09/25/2014	W/W	LEIGH CARROLL	13.99	

Check#	Check Date	Org Sta	Vendor Paid	Check Amount	Status Date
067416	09/25/2014	W/W	JOSIE SMITH	27.44	
067417	09/25/2014	W/W	JUDY ZYSKI	27.12	
067418	09/25/2014	W/R	FREMONT ROSS ATHLETIC BOOSTERS	114.00	09/29/2014
067419	09/25/2014	W/R	ROOT'S POULTRY	7,248.40	09/29/2014
067420	09/25/2014	W/R	NCS PEARSON	9,600.00	09/30/2014
067421	09/30/2014	W/W	JASON KIDDEY	120.00	
067422	09/30/2014	W/W	LITTLE CEASARS	90.00	
067423	09/30/2014	W/W	T.A.Z.E. MUSIC FACTORY	175.00	
067424	09/30/2014	W/W	CHRISTIAN ORTOLANI	120.00	
067425	09/30/2014	W/W	WILLIAM LAGROU	120.00	
917256	09/26/2014	M/M	ABIGAIL REYNOLDS	50.00	
946086	09/03/2014	M/M	LINDSAY VANDERVEEN	122.00	
947818	09/08/2014	M/M	STACEY KIMBALL	110.00	
948134	09/08/2014	M/M	TRACY LYTL	35.00	
948801	09/08/2014	M/M	LINDSAY VANDERVEEN	96.00	
951707	09/15/2014	M/M	PHILLIP MORAN	213.10	
951713	09/15/2014	M/M	LINDSAY VANDERVEEN	121.00	
951720	09/15/2014	M/M	JULIE DAVLIN	252.50	
952035	09/16/2014	M/M	KARRIE BUTLER	1,101.50	
953900	09/22/2014	M/M	DAVID L ROOT	192.00	
954289	09/02/2014	M/M	MEDICAL MUTUAL OF OHIO	45,999.80	
954290	09/03/2014	M/M	MEDICAL MUTUAL OF OHIO	34,687.56	
954291	09/02/2014	M/M	EXPRESS SCRIPTS, INC	13,464.28	
954292	09/02/2014	M/M	EXPRESS SCRIPTS, INC	283.50	
954293	09/02/2014	M/M	EXPRESS SCRIPTS, INC	29,426.08	
954294	09/02/2014	M/M	EXPRESS SCRIPTS, INC	378.00	
954295	09/03/2014	M/M	EXPRESS SCRIPTS, INC	252.59	
954296	09/03/2014	M/M	VSP VISION PLAN	6,660.63	
954297	09/03/2014	M/M	VSP VISION PLAN	2,358.81	
954298	09/05/2014	M/M	EXPRESS SCRIPTS, INC	426.30	
954299	09/05/2014	M/M	EXPRESS SCRIPTS, INC	19,974.34	
954300	09/09/2014	M/M	MEDICAL MUTUAL OF OHIO	76,836.73	
954301	09/15/2014	M/M	MEDICAL MUTUAL OF OHIO	43,555.75	
954302	09/15/2014	M/M	EXPRESS SCRIPTS, INC	27,694.43	
954303	09/15/2014	M/M	EXPRESS SCRIPTS, INC	453.60	
954304	09/12/2014	M/M	FREMONT BOE-MEDICAL	516.20	
954305	09/12/2014	M/M	FREMONT BOE-DENTAL	28.10	
954306	09/12/2014	M/M	FREMONT BOE-WC	3,423.09	
954307	09/12/2014	M/M	FREMONT BOE-MEDICARE	11,879.75	
954308	09/18/2014	M/M	GUARDIAN LIFE INSURANCE	24,529.96	
954309	09/19/2014	M/M	EXPRESS SCRIPTS, INC	438.90	
954310	09/19/2014	M/M	EXPRESS SCRIPTS, INC	13,008.70	
954311	09/23/2014	M/M	MEDICAL MUTUAL OF OHIO	24,696.01	
954312	09/23/2014	M/M	VSP VISION PLAN	468.94	
954313	09/23/2014	M/M	VSP VISION PLAN	187.84	
954314	09/26/2014	M/M	FREMONT BOE-MEDICAL	67,133.38	
954315	09/26/2014	M/M	FREMONT BOE-MEDICAL	241,170.46	
954316	09/26/2014	M/M	FREMONT BOE-DENTAL	16,157.44	
954317	09/26/2014	M/M	FREMONT BOE-WC	2,813.55	
954318	09/26/2014	M/M	FREMONT BOE-WC	869.71	
954319	09/26/2014	M/M	FREMONT BOE-MEDICARE	12,965.58	
954320	09/25/2014	M/M	FREMONT BOE-MEDICARE	328.56	

Check#	Check Date	Org Sta	Vendor Paid	Check Amount	Status Date
954322	09/26/2014	M/M	EXPRESS SCRIPTS, INC	9,315.56	
954323	09/26/2014	M/M	EXPRESS SCRIPTS, INC	361.20	
954324	09/29/2014	M/M	SERS	22,671.88	
954325	09/30/2014	M/M	FREMONT BOE-MEDICAL	80,147.68	
954326	09/30/2014	M/M	FREMONT BOE-DENTAL	4,536.86	
955092	09/24/2014	M/M	LINDSAY VANDERVEEN	109.00	
955711	09/25/2014	M/M	TIMOTHY PECK	247.00	
981934	09/03/2014	M/M	BANK OF AMERICA	367.55	
981935	09/12/2014	C/R	FREMONT CITY BD. OF EDUC	899,518.25	09/12/2014
981936	09/02/2014	M/M	US BANK	368.86	
981937	09/12/2014	W/R	OHIO DEPARTMENT OF EDUCATION	192,366.08	09/12/2014
981938	09/15/2014	M/M	SANDUSKY COUNTY AUDITOR	3,324.64	
981939	09/08/2014	W/R	MEAL MAGIC CORP	34.38	09/08/2014
981940	09/17/2014	T/R	FREMONT BRD OF EDUCATION	43,810.00	09/17/2014
981941	09/26/2014	C/R	FREMONT CITY BD. OF EDUC	969,265.69	09/26/2014
981942	09/12/2014	M/M	SERS	87,732.34	
981944	09/29/2014	M/M	STRS	213,790.00	
981945	09/29/2014	M/M	SERS	63,956.00	
981946	09/26/2014	W/R	OHIO DEPARTMENT OF EDUCATION	264,693.56	09/26/2014
981947	09/30/2014	T/R	FREMONT BRD OF EDUCATION	34,689.24	09/30/2014
Total Checks Issued				\$ 4,456,533.85	