

“IT TAKES MORE TO BE A LITTLE GIANT
AND MORE IS EXPECTED”

Fremont City Schools

James E. Estle, Treasurer
500 W. State Street, Suite A
Fremont, Ohio 43420

Fiscal Year 2015

Dr. Traci L. McCauly
Superintendent

James E. Estle
Treasurer

December 12, 2014

Dear Members of the Fremont Board of Education:

The following pages represent the financial status of the Fremont City School District as of November 30, 2014, for all funds submitted for your consideration. Please review the following: Cash Reconciliation, Active Investments Ledger, Self-Funded Insurance Program, Financial Report by Fund and Monthly Check Register.

If you should have any questions or need additional information, please feel free to contact me at (419) 334-5442 (W) or (419) 680-1240 (C).

Respectfully Submitted,

James E. Estle

James E. Estle, Treasurer
Fremont City School District

DATE: 12/03/2014
TIME: 15:11

FREMONT CITY SCHOOL DISTRICT
CASH RECONCILIATION AS OF 11/30/2014

PAGE: 1
(USAEMSED)

	SUB-TOTALS	TOTALS
	-----	-----
Gross Depository Balances:		
GENERAL FUND 344	\$ 1,617,833.98	
STAR OHIO 7017	6,352,162.02	
STAR OHIO 3142	2,283,977.78	
STAR OHIO 3288	644,240.54	
e-bAY 2135	10.67	
FLEX ACCT 3268	32,799.23	
CAFETERIA FUND 3124	152.24	
STAR PLUS 4275	754,507.48	
ATHLETIC TOURNAMENT 022	21,397.37	
US BANK INVESTMENTS	10,117,986.05	

Total Depository Balances (Gross)		\$ 21,825,067.36
Adjustments to Bank Balance:		
Cash in Transit to Bank	\$ 0.00	
Outstanding Checks	101,865.47-	
Adjustments	263.44	
Meal Magic \$130.45		
11/17 Payroll -.01		
Mastercard/Visa credit \$133.00		
0		

Total Adjustments to Bank Balance		101,602.03-
Investments:		
Treasury Bonds and Notes	\$ 0.00	
Certificate of Deposits	2,798,478.13	
Other Securities	0.00	
Other Investments:		

Total Investments		2,798,478.13
Cash on Hand:		
Petty Cash:		
Treasurer's Office	\$ 500.00	
Ross High Athletics	3,450.00	
FMs Office/Concessions	200.00	
School Cafeteria's	663.00	
Elementary/Transportation	1,025.00	
Change Cash:		
Cash with Fiscal Agent	0.00	

Total Cash on Hand		5,838.00

Total Balances		\$ 24,527,781.46
		=====
Total Fund Balance		\$ 24,527,781.46
		=====
Depository Clearance Accounts:		
PAYROLL CHECKING 352	\$ 101,230.45	

Total Clearance Account Balances		\$ 101,230.45



Treasurer

FREMONT CITY SCHOOL DISTRICT *Investment Portfolio*

November - 2014 Investment Sheet

Major Funds

	Term	Interest Rate	Maturity Date	Investment Amount	Monthly Interest
StarOhio	On Demand	0.020%	Daily	\$6,352,162.02	\$287.83
StarOhio - Building	On Demand	0.020%	Daily	\$2,283,977.78	\$105.91
StarOhio - Classroom Facilities	On Demand	0.020%	Daily	\$644,240.54	\$29.87
Star Plus	On Demand	0.200%	Daily	\$754,507.48	\$123.89
Held at U S Bank (See Attached)		Variable	Variable	\$10,117,986.05	\$11,487.06
TriState Capital - Cedars CD	365-Days	0.400%	12/04/14	\$400,000.00	\$131.51
First Merit - CD	189-Days	0.200%	01/15/15	\$1,000,000.00	\$164.38
TriState Capital Bank - CD	365-Days	0.470%	07/02/15	\$248,000.00	\$95.80
TriState Capital Bank - Cedars CD	365-Days	0.400%	07/02/15	\$250,000.00	\$82.19
Waterford - CD	365-Days	0.400%	11/20/16	\$500,000.00	\$164.38

New Investments

Minor Funds

Money Market - Pearl Setzler	On Demand	0.330%	Daily	\$27,634.13	\$1.06
CCB-CD-Sara Horn	24-Month	0.250%	09/27/15	\$15,000.00	\$3.08
U S Bank-CD-Dora O'Farrell	24-Month	0.150%	03/05/16	\$1,000.00	\$0.12
U S Bank-CD-Linda Schwartz	24-Month	0.150%	03/05/16	\$3,000.00	\$0.37
U S Bank-CD-Beth Israel	24-Month	0.150%	03/05/16	\$4,500.00	\$0.55
CCB-CD-Gene H. Perry	24-Month	0.250%	04/29/16	\$122,000.00	\$25.07
CCB-CD-Mary Hedrick	36-Month	0.400%	10/30/16	\$1,000.00	\$0.99
CCB-CD-Senior Women	24-Month	0.250%	03/31/16	\$4,500.00	\$0.92
U S Bank-CD-Carolyn Rhodes	36-Month	0.350%	05/18/17	\$53,442.00	\$15.37
U S Bank-CD-Laura Kridler	36-Month	0.350%	05/18/17	\$1,000.00	\$0.29
U S Bank-CD-Edward Forgatsch	36-Month	0.350%	05/18/17	\$4,500.00	\$1.29
U S Bank-CD-American Assoc.	36-Month	0.350%	05/18/17	\$5,000.00	\$1.44
U S Bank-CD-Class of 1950	36-Month	0.350%	06/18/17	\$39,967.00	\$11.50
U S Bank-CD-Margaret Fox	36-Month	0.350%	06/18/17	\$1,000.00	\$0.29
U S Bank-CD-Alex Clark	36-Month	0.350%	06/18/17	\$10,000.00	\$2.88
U S Bank-CD-Pearl Setzler	36-Month	0.350%	06/27/17	\$68,000.00	\$19.56
U S Bank-CD-Howard Nowels	36-Month	0.400%	07/31/17	\$28,935.00	\$9.51
U S Bank-CD-Charles Fox	36-Month	0.350%	10/22/17	\$10,000.00	\$2.88

Totals are for memorandum purposes only

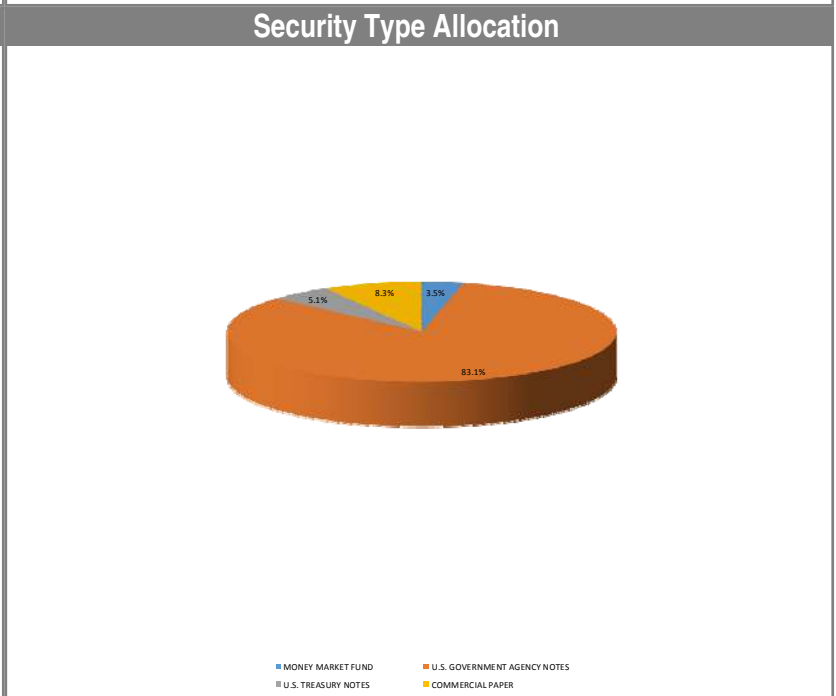
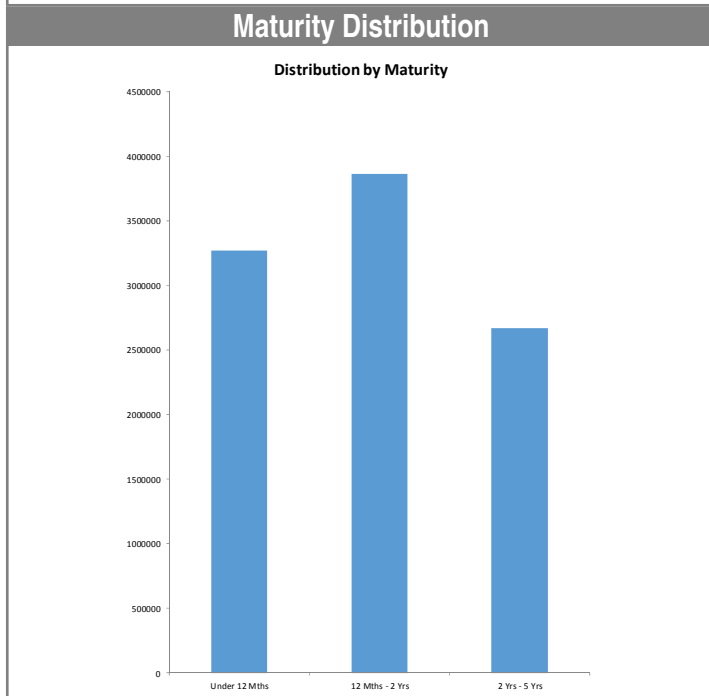
\$22,951,352.00

\$12,767.13



RedTree Investment Group
Monthly Investment Report
Fremont City Schools
US Bank Acct #001050970931
Attn: Jim Estle
 November 30, 2014

Monthly Cash Flow Activity		Market Value Summary				
From 10-31-14 through 11-30-14		Security Type	Market Value	Pct. Assets	Avg Yield at Cost	Wght Avg Mat
Beginning Book Value	10,106,498.99	Money Market Fund				
Contributions	-	MONEY MARKET FUND	350,585.37	3.5	0.01	0.00
Withdrawals	-	Fixed Income				
Realized Gains/Losses	-	U.S. GOVERNMENT AGENCY NOTES	8,431,194.57	83.0	0.66	1.58
Gross Interest Earnings	11,487.06	U.S. TREASURY NOTES	520,528.32	5.1	0.25	0.92
Ending Book Value	10,117,986.05	Accrued Interest	10,203.27	0.1		
		Commercial Paper				
		COMMERCIAL PAPER	839,630.40	8.3	0.21	0.24
		TOTAL PORTFOLIO	10,152,141.93	100.0	0.58	1.38



Disclosures: RedTree's internal accounting system is used as the source of the market value of the information reported above. Although obtained from a source believed to be reliable, we cannot guarantee its accuracy. You should review all account statements provided by the custodian and compare with the statements provided by RedTree.

RedTree Investment Group
Portfolio Holdings Report
Fremont City Schools
US Bank Acct #001050970931
November 30, 2014

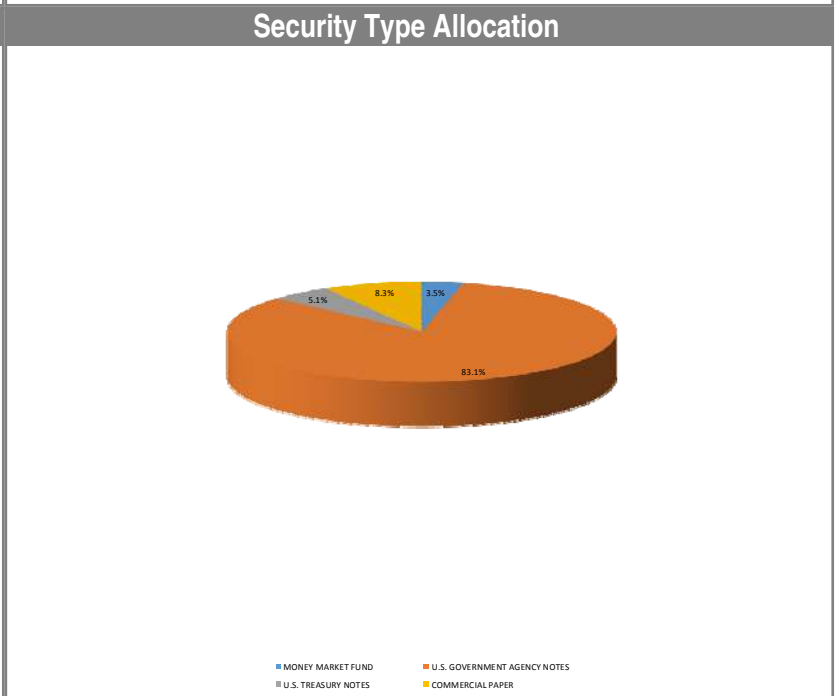
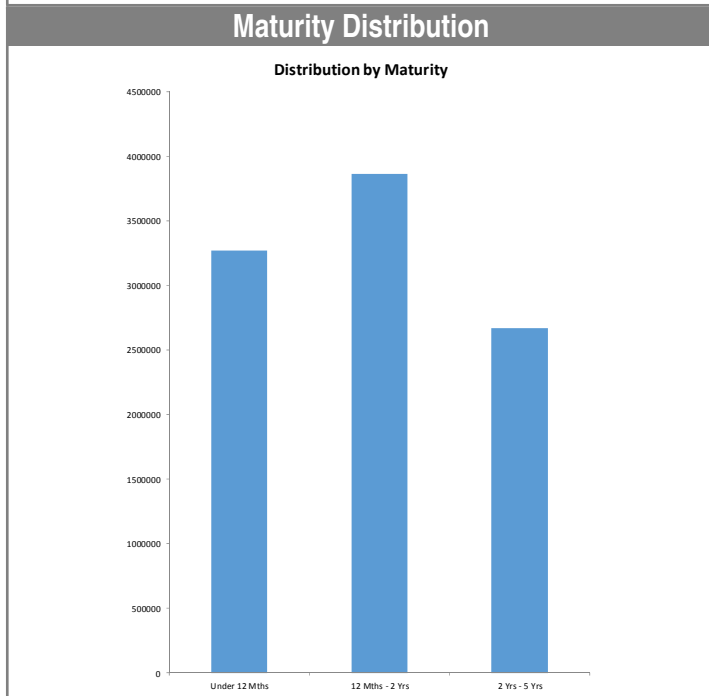


Quantity	Cusip	Security Description	Moody's	S&P	Cost Basis	Market Value	Yield at Cost	Wtd Maturity
U.S. GOVERNMENT AGENCY NOTES								
500,000	3134G3H78	Federal Home Ln Mtg 0.350% Due 12-05-14	Aaa	AA+	499,935.00	500,016.00	0.36	0.01
900,000	3134G36G0	Federal Home Ln Mtg 0.350% Due 03-18-15	Aaa	AA+	899,910.00	900,561.60	0.36	0.30
505,000	3134G3J76	Federal Home Ln Mtg 0.450% Due 09-04-15	Aaa	AA+	505,000.00	506,046.86	0.45	0.76
900,000	3135G0VA8	Federal Natl Mtg Assoc 0.500% Due 03-30-16	Aaa	AA+	899,964.00	902,744.10	0.50	1.33
1,070,000	3137EADQ9	Federal Home Ln Mtg 0.500% Due 05-13-16	Aaa	AA+	1,069,539.90	1,072,874.02	0.52	1.45
525,000	3133834R9	Federal Home Ln Bank 0.375% Due 06-24-16	Aaa	AA+	524,148.74	524,987.92	0.46	1.56
1,000,000	3136G05H0	Federal Natl Mtg Assoc 0.700% Due 11-21-16	Aaa	AA+	1,000,000.00	1,000,916.00	0.70	1.96
360,714	3130A0Z45	Federal Home Ln Bank 0.750% Due 11-28-16	Aaa	AA+	360,714.29	361,141.02	0.75	1.98
750,000	3136G1FG9	Federal Natl Mtg Assoc 0.800% Due 02-27-17	Aaa	AA+	750,000.00	750,361.50	0.80	2.21
905,000	3130A1NN4	Federal Home Ln Bank 0.875% Due 05-24-17	Aaa	AA+	902,420.75	906,528.54	0.98	2.45
1,000,000	3137EADH9	Federal Home Ln Mtg 1.000% Due 06-29-17	Aaa	AA+	996,650.00	1,005,017.00	1.10	2.53
	Accrued Interest					10,091.94		
					8,408,282.68	8,441,286.51	0.66	1.58
U.S. TREASURY NOTES								
520,000	912828WB2	US Treasury Note 0.250% Due 10-31-15	Aaa	AA+	520,000.00	520,528.32	0.25	0.92
	Accrued Interest					111.33		
					520,000.00	520,639.65	0.25	0.92
COMMERCIAL PAPER								
840,000	89233HPP3	Toyota Motor Credit 0.210% Due 02-23-15	P-1	A-1+	839,118.00	839,630.40	0.21	0.24
MONEY MARKET FUND								
	USBMMF	First American Treasury Obligations Fund			350,585.37	350,585.37	0.01	
TOTAL PORTFOLIO					10,117,986.05	10,152,141.93	0.58	1.38



RedTree Investment Group
Monthly Investment Report
Fremont City Schools
US Bank Acct #001050970931
Attn: Jim Estle
 November 30, 2014

Monthly Cash Flow Activity		Market Value Summary				
From 10-31-14 through 11-30-14		Security Type	Market Value	Pct. Assets	Avg Yield at Cost	Wght Avg Mat
Beginning Book Value	10,106,498.99	Money Market Fund				
Contributions	-	MONEY MARKET FUND	350,585.37	3.5	0.01	0.00
Withdrawals	-	Fixed Income				
Realized Gains/Losses	-	U.S. GOVERNMENT AGENCY NOTES	8,431,194.57	83.0	0.66	1.58
Gross Interest Earnings	11,487.06	U.S. TREASURY NOTES	520,528.32	5.1	0.25	0.92
Ending Book Value	10,117,986.05	Accrued Interest	10,203.27	0.1		
		Commercial Paper				
		COMMERCIAL PAPER	839,630.40	8.3	0.21	0.24
		TOTAL PORTFOLIO	10,152,141.93	100.0	0.58	1.38



Disclosures: RedTree's internal accounting system is used as the source of the market value of the information reported above. Although obtained from a source believed to be reliable, we cannot guarantee its accuracy. You should review all account statements provided by the custodian and compare with the statements provided by RedTree.

RedTree Investment Group
Portfolio Holdings Report
Fremont City Schools
US Bank Acct #001050970931
November 30, 2014



Quantity	Cusip	Security Description	Moody's	S&P	Cost Basis	Market Value	Yield at Cost	Wtd Maturity
U.S. GOVERNMENT AGENCY NOTES								
500,000	3134G3H78	Federal Home Ln Mtg 0.350% Due 12-05-14	Aaa	AA+	499,935.00	500,016.00	0.36	0.01
900,000	3134G36G0	Federal Home Ln Mtg 0.350% Due 03-18-15	Aaa	AA+	899,910.00	900,561.60	0.36	0.30
505,000	3134G3J76	Federal Home Ln Mtg 0.450% Due 09-04-15	Aaa	AA+	505,000.00	506,046.86	0.45	0.76
900,000	3135G0VA8	Federal Natl Mtg Assoc 0.500% Due 03-30-16	Aaa	AA+	899,964.00	902,744.10	0.50	1.33
1,070,000	3137EADQ9	Federal Home Ln Mtg 0.500% Due 05-13-16	Aaa	AA+	1,069,539.90	1,072,874.02	0.52	1.45
525,000	3133834R9	Federal Home Ln Bank 0.375% Due 06-24-16	Aaa	AA+	524,148.74	524,987.92	0.46	1.56
1,000,000	3136G05H0	Federal Natl Mtg Assoc 0.700% Due 11-21-16	Aaa	AA+	1,000,000.00	1,000,916.00	0.70	1.96
360,714	3130A0Z45	Federal Home Ln Bank 0.750% Due 11-28-16	Aaa	AA+	360,714.29	361,141.02	0.75	1.98
750,000	3136G1FG9	Federal Natl Mtg Assoc 0.800% Due 02-27-17	Aaa	AA+	750,000.00	750,361.50	0.80	2.21
905,000	3130A1NN4	Federal Home Ln Bank 0.875% Due 05-24-17	Aaa	AA+	902,420.75	906,528.54	0.98	2.45
1,000,000	3137EADH9	Federal Home Ln Mtg 1.000% Due 06-29-17	Aaa	AA+	996,650.00	1,005,017.00	1.10	2.53
	Accrued Interest					10,091.94		
					8,408,282.68	8,441,286.51	0.66	1.58
U.S. TREASURY NOTES								
520,000	912828WB2	US Treasury Note 0.250% Due 10-31-15	Aaa	AA+	520,000.00	520,528.32	0.25	0.92
	Accrued Interest					111.33		
					520,000.00	520,639.65	0.25	0.92
COMMERCIAL PAPER								
840,000	89233HPP3	Toyota Motor Credit 0.210% Due 02-23-15	P-1	A-1+	839,118.00	839,630.40	0.21	0.24
MONEY MARKET FUND								
	USBMMF	First American Treasury Obligations Fund			350,585.37	350,585.37	0.01	
TOTAL PORTFOLIO					10,117,986.05	10,152,141.93	0.58	1.38



RedTree Investment Group
INCOME - SETTLED TRADES
Fremont City Schools
US Bank Acct #001050970931
Attn: Jim Estle
From 11-01-14 Through 11-30-14

<u>Ex-Date</u>	<u>Pay-Date</u>	<u>Security</u>	<u>Amount</u>
U.S. GOVERNMENT AGENCY NOTES			
11-13-2014	11-13-2014	Federal Home Ln Mtg 0.500% Due 05-13-16	2,675.00
11-21-2014	11-21-2014	Federal Natl Mtg Assoc 0.700% Due 11-21-16	3,500.00
11-24-2014	11-24-2014	Federal Home Ln Bank 0.875% Due 05-24-17	3,959.38
11-28-2014	11-28-2014	Federal Home Ln Bank 0.750% Due 11-28-16	1,352.68
			<hr/>
			11,487.06
NET INCOME			11,487.06



RedTree Investment Group
REALIZED GAINS AND LOSSES - SETTLED TRADES
Fremont City Schools
US Bank Acct #001050970931
Attn: Jim Estle
From 11-01-14 Through 11-30-14

Open Date	Close Date	Quantity	Security	Cost Basis	Proceeds	Gain Or Loss	
						Short Term	Long Term
TOTAL GAINS						0.00	0.00
TOTAL LOSSES						0.00	0.00
TOTAL REALIZED GAIN/LOSS		0.00		0.00	0.00	0.00	0.00



RedTree Investment Group
INCOME - SETTLED TRADES
Fremont City Schools
US Bank Acct #001050970931
Attn: Jim Estle
From 11-01-14 Through 11-30-14

<u>Ex-Date</u>	<u>Pay-Date</u>	<u>Security</u>	<u>Amount</u>
U.S. GOVERNMENT AGENCY NOTES			
11-13-2014	11-13-2014	Federal Home Ln Mtg 0.500% Due 05-13-16	2,675.00
11-21-2014	11-21-2014	Federal Natl Mtg Assoc 0.700% Due 11-21-16	3,500.00
11-24-2014	11-24-2014	Federal Home Ln Bank 0.875% Due 05-24-17	3,959.38
11-28-2014	11-28-2014	Federal Home Ln Bank 0.750% Due 11-28-16	1,352.68
			<hr/>
			11,487.06
NET INCOME			11,487.06



RedTree Investment Group
REALIZED GAINS AND LOSSES - SETTLED TRADES
Fremont City Schools
US Bank Acct #001050970931
Attn: Jim Estle
From 11-01-14 Through 11-30-14

Open Date	Close Date	Quantity	Security	Cost Basis	Proceeds	Gain Or Loss	
						Short Term	Long Term
TOTAL GAINS						0.00	0.00
TOTAL LOSSES						0.00	0.00
TOTAL REALIZED GAIN/LOSS		0.00		0.00	0.00	0.00	0.00

FREMONT CITY SCHOOL DISTRICT
Self-Funded Insurance Program

November 30, 2014

Beginning Balance - November 1, 2014 \$ 527,664.26

REVENUE

Board of Education Contributions	\$ 327,087.04	
Employee Contributions	\$ 48,913.15	
Other	-	
Total Revenue		\$ 376,000.19

EXPENDITURES

Medical Claims	\$ 248,013.12	
Dental Claims	\$ 13,107.50	
Prescription Drug Claims	\$ 91,369.00	
Vision Claims	\$ 3,852.70	
Administrative Fees:	\$ 99,715.84	
Medical Mutual	\$ 19,057.05	
Dental	\$ 1,839.20	
Express Scripts	\$ 2,227.19	
Vision Service Plan	-	
Stop Loss Insurance	\$ 76,592.40	
Broker Fees		
COBRA		
Other	\$ -	
Total Expenditures		\$ 456,058.16

Monthly Profit/(Loss) \$ (80,057.97)

Ending Balance - November 30, 2014 \$ 447,606.29

-- Options Summary --

Summary or detail report? (S,D) D
Output file: FINSUM.TXT
Print options page? (Y,N) Y
Generate FINDET report for comparison? (Y,N) N
!Sort options: FS
Include funds with zero balances in all fields? (Y,N) Y
Include future encumbrance amounts? (Y,N) N

BAT_FINSUM executed by FREMONT_NC on node NOECA3:: at 3-DEC-2014 15:08:34.10

Date: 12/03/2014
 Time: 3:08 pm

FREMONT CITY SCHOOL DISTRICT
 Financial Report by Fund/SCC

Page: 1
 (FINSUM)

Fund #	Fund Description	FYTD Receipts	MTD Expenditures	FYTD Expenditures	Current Fund Balance	Current Encumbrances	Unencumbered Fund Balance	Bank Code
001 0000	GENERAL FUND							
	6,260,342.74	2,168,178.24	17,745,582.29	2,821,698.32	15,365,489.00	8,640,436.03	525,964.15	8,114,471.88
001 9000	TECHNOLOGY FUND - DISTRICT WIDE							
	0.00	1,210.00	7,925.50	0.00	25,779.39	17,853.89-	0.00	17,853.89-
001 9001	GENERAL FEE - ATKINSON							
	0.00	275.00	1,450.00	375.00	1,190.62	259.38	5,809.38	5,550.00-
001 9002	GENERAL FEE - CROGHAN							
	0.00	290.00	1,655.00	309.02	1,138.97	516.03	5,361.03	4,845.00-
001 9003	GENERAL FEE - HAYES							
	0.00	75.00	510.00	439.15	1,864.65	1,354.65-	3,891.45	5,246.10-
001 9004	GENERAL FEE - LUTZ							
	7,593.96	400.00	2,125.00	385.59	2,241.29	7,477.67	2,264.41	5,213.26
001 9005	GENERAL FEE - OTIS							
	0.00	245.00	900.00	375.00	2,255.84	1,355.84-	5,948.75	7,304.59-
001 9006	GENERAL FEE - STAMM							
	0.00	250.00	1,270.00	443.00	2,821.17	1,551.17-	5,539.19	7,090.36-
001 9007	GENERAL FEE - WASHINGTON							
	4,501.49	200.00	1,675.00	0.00	149.71	6,026.78	1,839.29	4,187.49
001 9008	GENERAL FEE - ATKINSON							
	0.00	0.00	0.00	0.00	0.00	0.00	0.00	0.00
001 9009	GENERAL FEE - CROGHAN							
	0.00	0.00	0.00	0.00	0.00	0.00	0.00	0.00
001 9010	FMS-SIXTH GRADE STUDENT FEES YR 11-12							
	50.00	0.00	0.00	0.00	0.00	50.00	0.00	50.00
001 9013	GENERAL FEE - STAMM							
	0.00	0.00	0.00	0.00	0.00	0.00	0.00	0.00
001 9020	GENERAL FEE - STAMM							
	0.00	0.00	0.00	0.00	0.00	0.00	0.00	0.00
001 9050	ELEMENTARY MUSIC							
	0.00	0.00	0.00	0.00	0.00	0.00	0.00	0.00
001 9100	WORKBOOKS - ROSS							
	756.61	5.00	251.86	0.00	550.00	458.47	110.00	348.47

Date: 12/03/2014
 Time: 3:08 pm

FREMONT CITY SCHOOL DISTRICT
 Financial Report by Fund/SCC

Fund #	Fund Description	FYTD Receipts	MTD Expenditures	FYTD Expenditures	Current Fund Balance	Current Encumbrances	Unencumbered Fund Balance	Bank Code
001 9101	ROSS ID TAGS 6,461.08	90.25	821.50	0.00	0.00	7,282.58	0.00	7,282.58
001 9102	SAFETY GLASSES - ROSS 40.55	0.00	0.00	0.00	0.00	40.55	0.00	40.55
001 9103	ART FUND - ROSS 1,574.57	333.00	3,489.50	142.58	15,617.17	10,553.10-	889.93	11,443.03-
001 9104	HOME ECONOMICS - ROSS 0.00	119.50	606.42	257.71	492.11	114.31	1,507.89	1,393.58-
001 9105	WOODS - ROSS 0.00	270.00	1,555.50	100.55	2,583.06	1,027.56-	186.22	1,213.78-
001 9106	ENERGY & POWER - ROSS 2,638.84	0.00	0.00	0.00	0.00	2,638.84	0.00	2,638.84
001 9107	METALS - ROSS 1,123.74	0.00	0.00	0.00	0.00	1,123.74	0.00	1,123.74
001 9108	COMPUTER TECHNOLOGY - ROSS 7,508.77	71.50	675.00	0.00	149.98	8,033.79	0.00	8,033.79
001 9109	PHOTOGRAPHY - ROSS 0.00	88.50	1,302.00	0.00	263.95	1,038.05	1,471.42	433.37-
001 9110	SCIENCE - ROSS 0.00	526.00	5,058.50	46.00	14,974.29	9,915.79-	1,834.50	11,750.29-
001 9111	BUSINESS - ROSS 1,130.22	61.00	742.50	0.00	200.00	1,672.72	800.00	872.72
001 9112	ENGINEERING DESIGN - ROSS 686.67	0.00	0.00	0.00	0.00	686.67	0.00	686.67
001 9113	MATH/ROSS 1,190.63	118.00	947.75	65.00	760.24	1,378.14	800.00	578.14
001 9114	APPLIED MANUFACTURING & TECHNOLOGY 1,428.72	0.00	0.00	0.00	0.00	1,428.72	0.00	1,428.72
001 9115	ROSS PARKING 3,859.58	80.00	3,930.00	0.00	579.35	7,210.23	0.00	7,210.23
001 9116	FIRST AID & SAFETY/ROSS 783.17	0.00	0.00	0.00	0.00	783.17	0.00	783.17

Date: 12/03/2014
 Time: 3:08 pm

FREMONT CITY SCHOOL DISTRICT
 Financial Report by Fund/SCC

Fund #	Fund Description	FYTD Receipts	MTD Expenditures	FYTD Expenditures	Current Fund Balance	Current Encumbrances	Unencumbered Fund Balance	Bank Code
001 9117	BIOLOGY AP/ROSS 0.00 0.00	0.00	0.00	1,160.33	1,160.33-	0.00	1,160.33-	
001 9118	CHEMISTRY AP/ROSS 1,914.49 0.00	175.00	0.00	3,001.90	912.41-	0.00	912.41-	
001 9119	PHYSICS AP/ROSS 1,124.38 0.00	0.00	0.00	0.00	1,124.38	0.00	1,124.38	
001 9120	BAND - ROSS 1,585.17 0.00	470.75	1,791.00-	2,153.42	97.50-	0.00	97.50-	
001 9121	GOVERNMENT - ROSS 340.98 0.00	0.00	0.00	0.00	340.98	0.00	340.98	
001 9122	MUSIC DEPARTMENT CLEANING FEES 348.98 0.00	25.25-	0.00	0.00	323.73	0.00	323.73	
001 9123	SCHOOL PLANNERS 285.01 31.00	484.25	0.00	0.00	769.26	0.00	769.26	
001 9125	FOREIGN LANGUAGES - ROSS 0.00 144.00	1,559.00	0.00	3,093.52	1,534.52-	2,689.73	4,224.25-	
001 9200	MIDDLE SCHOOL CALCULATORS 0.00 23.50	357.00	0.00	0.00	357.00	0.00	357.00	
001 9201	MIDDLE SCHOOL ID TAGS/PLANNERS 0.00 55.50	350.50	0.00	1,859.02	1,508.52-	0.00	1,508.52-	
001 9203	ART - MIDDLE SCHOOL 0.00 250.00	1,267.00	4,282.23	4,282.23	3,015.23-	0.00	3,015.23-	
001 9205	MATERIALS & PROCESSING - MIDDLE SCHOOL 0.00 130.00	514.00	0.00	2,174.46	1,660.46-	0.00	1,660.46-	
001 9206	FMS-CULTURAL CONNECTION-FOREIGN LANGUAGE 0.00 8.00	62.00	0.00	56.00	6.00	0.00	6.00	
001 9210	SCIENCE - MIDDLE SCHOOL 0.00 154.00	861.00	0.00	5,786.50	4,925.50-	957.01	5,882.51-	
001 9211	CHOIR - MIDDLE SCHOOL 0.00 0.00	50.00	0.00	735.02	685.02-	0.00	685.02-	
001 9212	BAND - MIDDLE SCHOOL 0.00 45.00	453.25	623.80	3,902.99	3,449.74-	253.26	3,703.00-	

Date: 12/03/2014
 Time: 3:08 pm

FREMONT CITY SCHOOL DISTRICT
 Financial Report by Fund/SCC

Page: 4
 (FINSUM)

Fund #	Fund Description	FYTD	MTD	FYTD	Current	Current	Unencumbered	Bank	
Begin	MTD	Receipts	Expenditures	Expenditures	Fund	Encumbrances	Fund	Balance	
Balance	Receipts				Balance		Balance	Code	
001 9213	INDUSTRIAL TECH - MIDDLE SCHOOL	0.00	96.00	428.00	0.00	1,448.07	1,020.07-	566.40	1,586.47-
001 9214	COMPUTER & KEYBOARDING - MIDDLE SCHOOL	1,772.05	5.00	60.00	0.00	0.00	1,832.05	0.00	1,832.05
001 9216	ORCHESTRA - MIDDLE SCHOOL	267.79	43.50	321.50	194.14	427.18	162.11	1,817.46	1,655.35-
001 9217	LANGUAGE ARTS FEES - FMS	0.00	17.00	96.00	0.00	777.06	681.06-	220.94	902.00-
001 9218	SOCIAL STUDIES-FMS	0.00	18.00	97.00	130.00	936.03	839.03-	61.97	901.00-
001 9219	MATH FEES - FMS	0.00	17.00	96.00	0.00	722.20	626.20-	275.80	902.00-
001 9220	MUSIC-GUITAR FMS	0.00	20.00	100.00	36.00	661.70	561.70-	308.30	870.00-
001 9300	BUS PURCHASES - STATE MONIES	0.00	0.00	0.00	0.00	0.00	0.00	0.00	0.00
001 9301	HANDICAPPED BUS PURCHASES - STATE MONIES	0.00	0.00	0.00	0.00	0.00	0.00	0.00	0.00
001 9302	BUS PURCHASES - LOCAL	4,050.00	0.00	0.00	0.00	0.00	4,050.00	0.00	4,050.00
001 9303	MEDICAID SCHOOL PROGRAM	455,554.74	0.00	0.00	8,090.60	52,568.07	402,986.67	20,242.01	382,744.66
001 9304	TAX ABATEMENT	5,282,003.85	0.00	9,120.00	36,103.25	172,747.44	5,118,376.41	66,487.84	5,051,888.57
001 9305	AUCTION FUNDING	50,151.70	0.00	0.00	168.00	3,492.74	46,658.96	0.00	46,658.96
001 9306	CASINO REVENUE	174,966.89	0.00	106,977.45	6,424.09	28,251.88	253,692.46	56,546.22	197,146.24
001 9600	BAND - ROSS	0.00	586.25	8,002.42	2,763.35	13,290.76	5,288.34-	2,586.39	7,874.73-
001 9601	ELEMENTARY BAND - DISTRICT WIDE	170.00	0.00	100.00	0.00	0.00	270.00	0.00	270.00

Date: 12/03/2014
 Time: 3:08 pm

FREMONT CITY SCHOOL DISTRICT
 Financial Report by Fund/SCC

Fund #	Fund Description	FYTD Receipts	MTD Expenditures	FYTD Expenditures	Current Fund Balance	Current Encumbrances	Unencumbered Fund Balance	Bank Code
001 9602	ELEMENTARY ORCHESTRA - DISTRICT WIDE	740.00	45.00	420.00	0.00	0.00	1,160.00	
001 9603	ORCHESTRA - ROSS	553.68	235.25	565.50	180.00	336.14	783.04	78.04
001 9604	CHOIR - ROSS	0.00	13.00	46.00	0.00	515.48	469.48-	1,712.23-
002 9004	NOTE - INCOME TAX	300.67	0.00	0.00	0.00	0.00	300.67	0.00
002 9800	2008 ENP	770,635.75	0.00	565,010.11	0.00	374,450.78	961,195.08	0.00
003 0000	PERMANENT IMPROVEMENT FUND	297,301.98	31,896.29	395,117.28	1,665.65	241,453.82	450,965.44	51,368.00
003 9000	P I BUS FUND	135,000.00	0.00	0.00	0.00	0.00	135,000.00	0.00
003 9001	STADIUM	292,000.00	0.00	0.00	0.00	0.00	292,000.00	0.00
003 9002	ATHLETIC RESURFACING FUND	20,000.00	0.00	0.00	0.00	0.00	20,000.00	0.00
003 9003	WEIGHT ROOM FUND	1.00	0.00	0.00	0.00	17,011.98	17,010.98-	5,056.02
003 9004	VEHICLE FUND - NON BUS	9,950.00	0.00	0.00	0.00	3,550.00	6,400.00	0.00
003 9005	POOL EQUIPMENT	791.77	0.00	0.00	2,053.55	20,883.15	20,091.38-	2,186.40
003 9012	SCOREBOARD FUND	0.00	0.00	0.00	0.00	0.00	0.00	0.00
003 9013	RETAINED INTEREST	3.11	0.00	0.00	0.00	0.00	3.11	0.00
003 9414	OHIO FACILITIES CONSTRUCTION COMMISSION GRANT	0.00	0.00	3,397.00	0.00	3,397.00	0.00	0.00
004 9800	2008 ENP BUILDING FUND	1,028.55	0.00	0.00	0.00	0.00	1,028.55	0.00

Date: 12/03/2014
 Time: 3:08 pm

FREMONT CITY SCHOOL DISTRICT
 Financial Report by Fund/SCC

Fund #	Fund Description	FYTD	MTD	FYTD	Current	Current	Unencumbered	Bank
Begin	MTD	Receipts	Expenditures	Expenditures	Fund	Encumbrances	Fund	Balance
Balance	Receipts				Balance		Balance	Code
006 0000	FOOD SERVICE FUND							
1,763,492.79	229,495.38	386,820.86	192,501.23	665,851.73	1,484,461.92	128,773.85	1,355,688.07	
006 9009	SCHOOL BREAKFAST GRANT							
1,000.00	0.00	0.00	0.00	0.00	1,000.00	0.00	1,000.00	
006 9014	FARM TO SCHOOL GRANT							
0.00	0.00	0.00	0.00	0.00	0.00	0.00	0.00	
006 932N	ARRA CAFETERIA EQUIPMENT ASSISTANCE							
0.00	0.00	0.00	0.00	0.00	0.00	0.00	0.00	
007 9000	A C NICHOLS CHARITABLE TRUST							
8,036.38	0.00	0.00	0.00	0.00	8,036.38	0.00	8,036.38	
007 9035	PEARL SETZLER TRUST FUND							
96,852.95	1.06	306.51	0.00	0.00	97,159.46	0.00	97,159.46	
007 9050	DORA O'FARRELL ART SCHOLARSHIP FUND							
1,000.00	0.00	0.00	0.00	0.00	1,000.00	0.00	1,000.00	
007 9103	SARA HORN MEMORIAL SCHOLARSHIP							
20,637.68	0.00	0.00	0.00	0.00	20,637.68	0.00	20,637.68	
007 9104	SARA HORN MEMORIAL SCHOLARSHIP INTEREST							
58.08	0.00	9.45	0.00	39.00	28.53	0.00	28.53	
007 9105	SENIOR WOMEN'S SERVICE AWARD							
4,761.00	0.00	0.00	0.00	39.00-	4,800.00	0.00	4,800.00	
007 9106	SENIOR WOMEN'S SERVICE AWARD INTEREST							
0.00	0.00	2.84	0.00	0.00	2.84	0.00	2.84	
007 9150	DORA O'FARRELL ART SCHOLARSHIP INTEREST							
712.02	0.00	0.38	0.00	0.00	712.40	0.00	712.40	
007 9201	LAURA KRIDLER TRUST FUND							
1,000.00	0.00	0.00	0.00	0.00	1,000.00	0.00	1,000.00	
007 9202	MARGARET FOX TRUST FUND							
1,000.00	0.00	0.00	0.00	0.00	1,000.00	0.00	1,000.00	
007 9206	BERTHA YOUNGMAN TRUST FUND							
1,000.00	0.00	0.00	0.00	0.00	1,000.00	0.00	1,000.00	
007 9207	IMOGENE FORSYTH TRUST FUND							
500.00	0.00	0.00	0.00	0.00	500.00	0.00	500.00	

Date: 12/03/2014
 Time: 3:08 pm

FREMONT CITY SCHOOL DISTRICT
 Financial Report by Fund/SCC

Page: 7
 (FINSUM)

Fund #	Fund Description	FYTD Receipts	MTD Expenditures	FYTD Expenditures	Current Fund Balance	Current Encumbrances	Unencumbered Fund Balance	Bank Code
007 9601	LAURA KRIDLER TRUST INTEREST 41.25 0.88	1.76	0.00	0.00	43.01	0.00	43.01	
007 9602	MARGARET FOX INTEREST 1,239.69 0.00	0.88	0.00	0.00	1,240.57	0.00	1,240.57	
008 9101	GENE H. PERRY SCHOLARSHIP 124,170.05 0.00	0.00	0.00	0.00	124,170.05	0.00	124,170.05	
008 9102	GENE H. PERRY SCHOLARSHIP INTEREST 498.01 0.00	152.96	0.00	0.00	650.97	0.00	650.97	
008 9203	MARY HEDRICK TRUST FUND 1,000.00 0.00	0.00	0.00	0.00	1,000.00	0.00	1,000.00	
008 9204	LINDA SCHWARTZ TRUST FUND 3,000.00 0.00	0.00	0.00	0.00	3,000.00	0.00	3,000.00	
008 9205	CHARLES FOX TRUST FUND 10,000.00 0.00	0.00	0.00	0.00	10,000.00	0.00	10,000.00	
008 9400	EDWARD L. FORGATSCH SCHOLARSHIP FUND 4,500.00 0.00	0.00	0.00	0.00	4,500.00	0.00	4,500.00	
008 9401	BETH ISRAEL CONGREGATION AWARD 4,500.00 0.00	0.00	0.00	0.00	4,500.00	0.00	4,500.00	
008 9407	G. ALEX CLARK SCHOLARSHIP 10,000.00 0.00	0.00	0.00	0.00	10,000.00	0.00	10,000.00	
008 9501	CLASS OF 1950 SCHOLARSHIP FUND 40,317.18 0.00	0.00	0.00	0.00	40,317.18	0.00	40,317.18	
008 9508	AMERICAN ASSOC OF UNIV WOMEN - PRINCIPAL 5,000.00 0.00	0.00	0.00	0.00	5,000.00	0.00	5,000.00	
008 9599	HOWARD W. NOWELS FOUNDATION 28,935.08 0.00	0.00	0.00	0.00	28,935.08	0.00	28,935.08	
008 9600	EDWARD FORGATSCH SCHOLARSHIP INTEREST 50.39 3.98	7.95	0.00	0.00	58.34	0.00	58.34	
008 9601	BETH ISRAEL CONGREGATION INTEREST 5.49 0.00	1.72	0.00	0.00	7.21	0.00	7.21	
008 9603	MARY HEDRICK INTEREST 687.64 0.00	2.01	0.00	0.00	689.65	0.00	689.65	

Date: 12/03/2014
 Time: 3:08 pm

FREMONT CITY SCHOOL DISTRICT
 Financial Report by Fund/SCC

Fund #	Fund Description	FYTD	MTD	FYTD	Current	Current	Unencumbered	Bank	
Begin	MTD	Receipts	Expenditures	Expenditures	Fund	Encumbrances	Fund	Code	
Balance	Receipts				Balance		Balance		
008 9604	LINDA SCHWARTZ SCHOLARSHIP INTEREST	8.14	0.00	1.15	0.00	0.00	9.29	0.00	9.29
008 9605	CHARLES FOX SCHOLARSHIP INTEREST	5,461.68	2.97	21.36	0.00	0.00	5,483.04	0.00	5,483.04
008 9607	G. ALEX CLARK SCHOLARSHIP INTEREST	103.07	0.00	8.83	0.00	0.00	111.90	0.00	111.90
008 9608	AMERICAN ASSOC OF UNIV WOMEN - INTEREST	61.22	4.41	11.67	0.00	0.00	72.89	0.00	72.89
008 9699	HOWARD NOWELS FOUNDATION INTEREST	41.30	0.00	42.66	0.00	0.00	83.96	0.00	83.96
008 9701	CLASS OF 1950 SCHOLARSHIP INTEREST	122.75	0.00	35.28	0.00	0.00	158.03	0.00	158.03
008 9801	CAROLYN RHODES SCHOLARSHIP FUND	70,558.28	0.00	7,228.32	0.00	0.00	77,786.60	0.00	77,786.60
008 9901	CAROLYN RHODES - INTEREST	529.99	47.17	94.34	0.00	0.00	624.33	0.00	624.33
010 9800	2008 ENP CLASSROOM FAC.- STATE	697,437.27	0.00	0.00	0.00	43,824.74	653,612.53	0.00	653,612.53
010 9801	2008 CLASSROOM FAC. INTEREST - STATE	4,834.30	29.87	109.96	0.00	0.00	4,944.26	0.00	4,944.26
010 9802	2008 ENP CLASSROOM FAC. - LOCAL	1,887,326.32	0.00	0.00	0.00	0.00	1,887,326.32	0.00	1,887,326.32
010 9803	2008 CLASSROOM FAC. INTEREST - LOCAL	387,917.67	105.91	389.87	0.00	0.00	388,307.54	0.00	388,307.54
010 9804	RETAINED EARNINGS	1.23	0.00	0.00	0.00	0.00	1.23	0.00	1.23
014 0000	INTERNAL SERVICE ROTARY FUND	147.39	0.00	0.00	0.00	0.00	147.39	0.00	147.39
018 9000	LEARNING RESOURCE CENTER	29.77	0.00	0.00	0.00	0.00	29.77	0.00	29.77
018 9001	ELEMENTARY CURRICULUM	3,326.44	0.00	0.00	0.00	0.00	3,326.44	0.00	3,326.44

Date: 12/03/2014
 Time: 3:08 pm

FREMONT CITY SCHOOL DISTRICT
 Financial Report by Fund/SCC

Page: 10
 (FINSUM)

Fund #	Fund Description	FYTD Receipts	MTD Expenditures	FYTD Expenditures	Current Fund Balance	Current Encumbrances	Unencumbered Fund Balance	Bank Code	
018 9306	ART FUND - CROGHAN	0.00	0.00	0.00	0.00	0.00	0.00		
018 9307	ART FUND - WASHINGTON	0.00	0.00	0.00	0.00	0.00	0.00		
018 9400	CROGHAN LIBRARY	1,105.18	0.00	351.53	913.23	191.95	0.00	191.95	
018 9404	PRINCIPAL'S ACCOUNT/CROGHAN	2,592.00	0.00	562.70	863.25	1,728.75	81.90	1,646.85	
018 9500	HAYES LIBRARY	792.33	135.49	3,114.07	2,559.61	2,769.16	1,137.24	0.00	1,137.24
018 9505	PRINCIPAL'S ACCOUNT/HAYES	1,615.42	0.00	0.00	306.30	1,309.12	105.30	1,203.82	
018 9506	HAYES - MAKE A DIFFERENCE CLUB	5,484.02	0.00	0.00	634.30	4,849.72	2,122.80	2,726.92	
018 9600	LUTZ LIBRARY	2,260.40	0.00	5,210.23	4,428.71	4,428.71	3,041.92	0.00	3,041.92
018 9606	PRINCIPAL'S ACCOUNT/LUTZ	6,835.08	0.00	0.00	866.08	866.08	5,969.00	0.00	5,969.00
018 9700	OTIS LIBRARY	1,304.35	0.00	4,115.40	3,324.11	3,429.66	1,990.09	0.00	1,990.09
018 9707	PRINCIPAL'S ACCOUNT/OTIS	793.00	0.00	0.00	0.00	793.00	0.00	793.00	
018 9800	STAMM LIBRARY	119.64	1,918.85	4,274.36	3,429.47	3,429.47	964.53	0.00	964.53
018 9808	PRINCIPAL'S ACCOUNT/STAMM	6,835.72	0.00	0.00	432.95	6,402.77	0.00	6,402.77	
018 9900	WASHINGTON LIBRARY	430.99	0.00	3,973.00	0.00	3,185.23	1,218.76	0.00	1,218.76
018 9904	WASHINGTON - MAKE A DIFFERENCE	158.38	0.00	0.00	50.00	50.00	108.38	0.00	108.38
018 9905	MAKE A DIFFERENCE - FREMONT MIDDLE SCHOOL	73.54	0.00	0.00	0.00	73.54	0.00	73.54	

Date: 12/03/2014
 Time: 3:08 pm

FREMONT CITY SCHOOL DISTRICT
 Financial Report by Fund/SCC

Page: 11
 (FINSUM)

Fund #	Fund Description	FYTD Receipts	MTD Expenditures	FYTD Expenditures	Current Fund Balance	Current Encumbrances	Unencumbered Fund Balance	Bank Code
018 9909	PRINCIPAL'S ACCOUNT/WASHINGTON	3,255.86	44.75	125.00	421.98	2,878.63	562.26	2,316.37
018 9999	TECHNOLOGY	200.02	0.00	40.55	0.00	240.57	0.00	240.57
019 9000	TAX ABATEMENT	0.00	0.00	0.00	0.00	0.00	0.00	0.00
019 9001	HEINZ MENTORING GRANT	275.35	0.00	0.00	0.00	275.35	94.48	180.87
019 9002	BUCKEYE HEALTHY SCHOOL ALLIANCE GRANT	0.00	0.00	0.00	0.00	0.00	0.00	0.00
019 9003	SCHOOL GRANTS FOR HEALTHY KIDS	1,444.42	0.00	0.00	0.00	1,444.42	0.00	1,444.42
019 9007	EDUCATION TO REDUCE RISKY BEHAVIORS IN YOUTH	0.00	0.00	0.00	0.00	0.00	0.00	0.00
019 9015	Martha Holden Jennings Grant	0.00	5,242.00	975.00	975.00	4,267.00	0.00	4,267.00
019 9114	KINDER ACADEMY - UNITED WAY	307.71	0.00	132.22	132.22	175.49	142.54	32.95
019 9115	PROJECT ATTEND - UNITED WAY	3,773.97	393.91	1,969.48	630.39	903.19	4,840.26	360.25
019 9116	ACE MENTORING - UNITED WAY	1,153.41	368.78	1,843.94	282.91	1,445.33	1,552.02	451.62
019 9117	PARENT/COMMUNITY INVOLVEMENT-UNITED WAY	0.00	182.45	912.25	0.00	0.00	912.25	900.00
019 9201	FUEL UP TO PLAY 60 - ROSS	224.31	0.00	0.00	0.00	224.31	0.00	224.31
019 9202	FUEL UP TO PLAY 60 - STAMM	962.36	0.00	0.00	0.00	962.36	0.00	962.36
019 9203	FUEL UP TO PLAY 60 - WASHINGTON	691.06	0.00	0.00	0.00	691.06	0.00	691.06
019 9301	FMS YOUTH ASSET TEAM 1	0.00	350.00	350.00	0.00	0.00	350.00	0.00

Date: 12/03/2014
 Time: 3:08 pm

FREMONT CITY SCHOOL DISTRICT
 Financial Report by Fund/SCC

Page: 12
 (FINSUM)

Fund #	Fund Description	FYTD Receipts	MTD Expenditures	FYTD Expenditures	Current Fund Balance	Current Encumbrances	Unencumbered Fund Balance	Bank Code
019 9302	FMS YOUTH ASSET TEAM 2 37.34	350.00	0.00	27.96	359.38	0.00	359.38	
019 9800	HIGH SCHOOLS THAT WORK 2,959.60	0.00	0.00	0.00	2,959.60	0.00	2,959.60	
022 9300	ATHLETIC TOURNAMENT ACCOUNT 9,461.61	19,537.12	21,714.04	8,589.66	12,156.55	19,019.10	0.00	19,019.10
022 9320	MIDDLE SCHOOL STAFF FUND 0.00	0.00	0.00	0.00	0.00	0.00	0.00	
022 9321	"DENIM DROP"/MIDDLE SCHOOL STAFF 12.23	600.00	600.00	0.00	0.00	612.23	750.00	137.77-
022 9360	ROSS HIGH FACULTY FUND 580.63	216.75	369.85	0.00	156.00	794.48	128.00	666.48
022 9999	UNCLAIMED MONIES 636.91	70.50	97.03	70.50	97.03	636.91	0.00	636.91
024 0000	SELF-INSURANCE PROGRAM 555,302.49	376,000.19	1,889,545.08	456,058.16	1,997,241.28	447,606.29	63,201.00	384,405.29
024 9000	FLEX BENEFITS 13,336.41	14,931.60	72,564.24	10,451.99	54,242.06	31,658.59	23,717.44	7,941.15
027 0000	WORKMANS COMP.-SELF INS 435,165.54	125,104.61	158,852.88	875.00	4,217.00	589,801.42	2,580.00	587,221.42
031 0000	UNDERGROUND STORAGE TANKS 11,000.00	0.00	0.00	0.00	0.00	11,000.00	0.00	11,000.00
034 0000	CLASSROOM FAC. MAINT. 1,459,002.14	0.00	0.00	60,236.80	68,282.66	1,390,719.48	18,757.45	1,371,962.03
200 9100	A CAPPELLA CHOIR 4,569.39	0.00	1,085.85	0.00	842.00	4,813.24	236.00	4,577.24
200 9101	AMERICAN FIELD SERVICE 279.98	0.00	0.00	0.00	0.00	279.98	500.00	220.02-
200 9102	YEARBOOK - ROSS ANNUAL 15,725.03	1,485.00	6,431.50	0.00	19,000.00	3,156.53	0.00	3,156.53
200 9103	ART CLUB 2,325.38	0.00	531.00	0.00	135.83	2,720.55	164.17	2,556.38

Date: 12/03/2014
 Time: 3:08 pm

FREMONT CITY SCHOOL DISTRICT
 Financial Report by Fund/SCC

Page: 13
 (FINSUM)

Fund #	Fund Description	FYTD Receipts	MTD Expenditures	FYTD Expenditures	Current Fund Balance	Current Encumbrances	Unencumbered Fund Balance	Bank Code
200 9104	FREMONT ROSS BAND 4,122.70	0.00	250.00	135.00	3,535.00	837.70	0.00	837.70
200 9105	INTERNATIONAL RELATIONS CLUB-ROSS 2,046.44	0.00	0.00	0.00	0.00	2,046.44	0.00	2,046.44
200 9106	FUTURE TEACHERS OF AMERICA-ROSS 284.92	0.00	0.00	0.00	0.00	284.92	0.00	284.92
200 9107	CHATTER 1.68	200.00	600.00	231.00	231.00	370.68	169.00	201.68
200 9108	MULTI-MEDIA CLUB - ROSS 15.46	500.00	500.00	0.00	0.00	515.46	100.00	415.46
200 9109	DRAMA CLUB 1,827.84	0.00	0.00	0.00	0.00	1,827.84	50.00	1,777.84
200 9110	FRENCH CLUB/ROSS 3,105.63	0.00	256.00	281.10	299.11	3,062.52	168.90	2,893.62
200 9111	FUTURE FARMERS OF AMERICA 2,679.22	0.00	9,059.45	204.00	3,905.76	7,832.91	7,201.48	631.43
200 9112	ROSS PEP CLUB 0.00	0.00	0.00	0.00	0.00	0.00	0.00	0.00
200 9113	HEALTH AND WELLNESS 307.88	0.00	0.00	0.00	0.00	307.88	0.00	307.88
200 9114	SPANISH CLUB - ROSS 1,645.09	0.00	109.50	0.00	0.00	1,754.59	200.00	1,554.59
200 9115	KEY CLUB 496.41	0.00	130.00	0.00	105.00	521.41	0.00	521.41
200 9116	NATIONAL HONOR SOCIETY 3,003.64	0.00	120.00	0.00	0.00	3,123.64	0.00	3,123.64
200 9117	ORCHESTRA 510.13	0.00	0.00	0.00	0.00	510.13	0.00	510.13
200 9118	SADD CLUB 335.15	0.00	0.00	0.00	0.00	335.15	0.00	335.15
200 9119	QUIZ BOWL 110.00	0.00	0.00	23.26	40.70	69.30	59.30	10.00

Date: 12/03/2014
 Time: 3:08 pm

FREMONT CITY SCHOOL DISTRICT
 Financial Report by Fund/SCC

Page: 14
 (FINSUM)

Fund #	Fund Description	FYTD Receipts	MTD Expenditures	FYTD Expenditures	Current Fund Balance	Current Encumbrances	Unencumbered Fund Balance	Bank Code
200 9120	SCIENCE CLUB-ROSS 1,278.79 476.00	476.00	222.45	222.45	1,532.34	500.00	1,032.34	
200 9121	STUDENT COUNCIL-ROSS 1,108.59 0.00	0.00	0.00	706.72	401.87	0.00	401.87	
200 9122	COMMUNITY DONATIONS 607.17 0.00	0.00	0.00	0.00	607.17	0.00	607.17	
200 9123	MEXICO TRIP - ROSS 1,000.03 0.00	0.00	0.00	0.00	1,000.03	0.00	1,000.03	
200 9126	BOWLING CLUB - ROSS 569.18 3,110.50	3,110.50	280.00	280.00	3,399.68	1,195.00	2,204.68	
200 9127	CLUB HOCKEY - ROSS HIGH 507.83 1,410.00	1,710.00	300.00	300.00	1,917.83	0.00	1,917.83	
200 9128	HISPANIC COMMITTEE - ROSS 1,465.72 0.00	109.50	0.00	100.00	1,475.22	0.00	1,475.22	
200 9129	ROSS SPRING MUSICAL 5,006.20 45.50	77.00	0.00	0.00	5,083.20	500.00	4,583.20	
200 9130	Ross Leadership Club 1,054.54 0.00	1,897.00	205.70	1,878.32	1,073.22	126.60	946.62	
200 9131	Photography Club Ross 31.00 0.00	0.00	0.00	31.00	0.00	0.00	0.00	
200 9132	FREMONT ROSS DANCE TEAM 76.70 0.00	0.00	0.00	0.00	76.70	0.00	76.70	
200 9133	SPEECH AND DEBATE - ROSS 0.00 0.00	1,780.00	33.00	33.00	1,747.00	873.00	874.00	
200 9134	GAMER'S CLUB 0.00 0.00	0.00	0.00	0.00	0.00	0.00	0.00	
200 9140	ROSS CLASS OF 2008 220.92 0.00	0.00	0.00	0.00	220.92	0.00	220.92	
200 9141	ROSS CLASS OF 2009 0.00 0.00	0.00	0.00	0.00	0.00	0.00	0.00	
200 9142	ROSS CLASS OF 2010 1,269.32 0.00	0.00	0.00	0.00	1,269.32	0.00	1,269.32	

Date: 12/03/2014
 Time: 3:08 pm

FREMONT CITY SCHOOL DISTRICT
 Financial Report by Fund/SCC

Page: 15
 (FINSUM)

Fund #	Fund Description	FYTD Receipts	MTD Expenditures	FYTD Expenditures	Current Fund Balance	Current Encumbrances	Unencumbered Fund Balance	Bank Code
200 9143	ROSS CLASS OF 2011 1,249.69	0.00	0.00	0.00	1,249.69	0.00	1,249.69	
200 9144	CLASS OF 2012 2,233.41	0.00	0.00	0.00	2,233.41	0.00	2,233.41	
200 9145	CLASS OF 2013 132.54	0.00	0.00	0.00	132.54	0.00	132.54	
200 9146	CLASS OF 2014 3,733.29	0.00	0.00	0.00	3,733.29	0.00	3,733.29	
200 9147	Class of 2015 4,084.20	0.00	5,375.00	115.00	1,571.96	7,887.24	160.00	7,727.24
200 9148	CLASS OF 2016 2,193.38	0.00	0.00	0.00	1,598.26	595.12	2,000.00	1,404.88-
200 9149	CLASS OF 2017 640.00	241.49	241.49	189.00	189.00	692.49	1,911.00	1,218.51-
200 9150	CLASS OF 2018 0.00	0.00	0.00	0.00	0.00	0.00	0.00	0.00
200 9200	JR. HIGH CHESS CLUB 90.31	0.00	0.00	0.00	0.00	90.31	0.00	90.31
200 9201	BUILDER'S CLUB/JR HIGH 313.27	0.00	0.00	0.00	0.00	313.27	0.00	313.27
200 9202	MS MAGAZINE FUND 13,602.03	1,180.85	11,296.12	8,345.43	9,948.78	14,949.37	7,309.26	7,640.11
200 9203	MS BAND 92.59	119.20	119.20	0.00	0.00	211.79	0.00	211.79
200 9204	MS CHOIR 657.10	0.00	0.00	0.00	52.50	604.60	0.00	604.60
200 9205	OUTDOOR ADVENTURE CLUB/FMS 236.16	0.00	0.00	0.00	0.00	236.16	0.00	236.16
200 9206	MS ORCHESTRA 44.96	0.00	0.00	0.00	0.00	44.96	0.00	44.96
200 9207	ART CLUB/MIDDLE SCHOOL 1,100.77	140.00	140.00	0.00	0.00	1,240.77	0.00	1,240.77

Date: 12/03/2014
 Time: 3:08 pm

FREMONT CITY SCHOOL DISTRICT
 Financial Report by Fund/SCC

Page: 16
 (FINSUM)

Fund #	Fund Description	FYTD Receipts	MTD Expenditures	FYTD Expenditures	Current Fund Balance	Current Encumbrances	Unencumbered Fund Balance	Bank Code
200 9208	MS NEWSPAPER	388.86	0.00	0.00	388.86	0.00	388.86	
200 9209	MS STUDENT COUNCIL	4,400.70	502.00	369.16	4,428.02	1,225.32	3,202.70	
200 9210	HISTORY CLUB - MIDDLE SCHOOL	11,220.73	336.50	234.51	12,297.16	1,993.89	10,303.27	
200 9211	MS YEARBOOK	3,061.52	0.00	0.00	732.27	0.00	732.27	
200 9212	YOUTH ASSET - GENERAL FUND	218.62	0.00	0.00	218.62	0.00	218.62	
200 9214	SPIRIT CLUB - MIDDLE SCHOOL	4,218.46	5,951.89	0.00	10,170.35	5,050.00	5,120.35	
200 9216	FMS QUIZ BOWL TEAM	92.56	0.00	0.00	92.56	32.53	60.03	
200 9222	FUTURE EDUCATORS/MIDDLE SCHOOL	126.46	0.00	0.00	126.46	0.00	126.46	
200 9286	DRAMA CLUB/MS	51.67	0.00	0.00	51.67	0.00	51.67	
300 0000	ATHLETICS	62,081.16	7,731.25	15,203.51	93,927.50	23,634.37	70,293.13	
300 9100	PRE-SEASON SALES AND PRE-SALE	12,531.00	0.00	0.00	33,461.00	0.00	33,461.00	
300 9101	ROSS GIRLS BASKETBALL	2,819.07	2,701.00	330.00	5,450.07	780.00	4,670.07	
300 9102	ROSS BOYS BASKETBALL	8,068.14	450.00	150.00	7,392.14	375.00	7,017.14	
300 9103	ROSS WRESTLING	1,181.50	560.00	0.00	3,532.50	0.00	3,532.50	
300 9104	ROSS FOOTBALL	14,993.02	195.00	0.00	240.00	45.00	195.00	
300 9105	ROSS TRACK	12,126.95	0.00	0.00	6,072.87	0.00	6,072.87	

Date: 12/03/2014
 Time: 3:08 pm

FREMONT CITY SCHOOL DISTRICT
 Financial Report by Fund/SCC

Page: 17
 (FINSUM)

Fund #	Fund Description	FYTD Receipts	MTD Expenditures	FYTD Expenditures	Current Fund Balance	Current Encumbrances	Unencumbered Fund Balance	Bank Code
300 9106	ROSS-BOYS TENNIS 0.00	0.00	0.00	0.00	0.00	0.00	0.00	
300 9107	ROSS HIGH - GOLF 1,063.54	0.00	0.00	759.96	878.58	0.00	878.58	
300 9108	ROSS HIGH - CROSS COUNTRY 3,427.05	0.00	0.00	1,445.00	4,082.05	0.00	4,082.05	
300 9109	ROSS HIGH - BOYS SOCCER 166.50	31.62	0.00	861.00	414.12	0.00	414.12	
300 9110	ROSS HIGH BASEBALL 0.00	0.00	0.00	0.00	0.00	0.00	0.00	
300 9111	ROSS HIGH - SWIMMING 6,935.00	0.00	0.00	0.00	6,935.00	616.00	6,319.00	
300 9112	ROSS HIGH - SOFTBALL 3,115.35	160.41	0.00	0.00	4,968.76	0.00	4,968.76	
300 9113	ROSS HIGH - GIRLS SOCCER 254.80	0.00	0.00	1,580.00	701.80	0.00	701.80	
300 9114	ROSS - GIRLS TENNIS 0.00	0.00	0.00	0.00	0.00	0.00	0.00	
300 9115	ROSS HIGH - VOLLEYBALL 475.80	20.00-	0.00	4,571.50	3,756.30	1,373.00	2,383.30	
300 9124	ROSS HIGH CHEERLEADING 9,214.29	17.00	0.00	8,825.73	3,186.79	0.00	3,186.79	
300 9200	MIDDLE SCHOOL ATHLETICS 496.17	0.00	0.00	0.00	496.17	0.00	496.17	
300 9213	MIDDLE SCHOOL CHEERLEADING 3,132.60	0.00	18.00	3,418.93	823.87	0.00	823.87	
401 9323	BISHOP HOFFMAN CATHOLIC SCHOOLS 12-13 0.00	0.00	0.00	0.00	0.00	6.00	6.00-	
401 9423	BISHOP HOFFMAN CATHOLIC SCHOOLS 13-14 141,662.59	0.00	0.00	40,577.52	101,085.07	0.00	101,085.07	
401 9523	BISHOP HOFFMAN CATHOLIC SCHOOLS 14-15 0.00	90,292.88	14,107.93	49,686.78	129,560.83	763.02	128,797.81	

Date: 12/03/2014
 Time: 3:08 pm

FREMONT CITY SCHOOL DISTRICT
 Financial Report by Fund/SCC

Page: 19
 (FINSUM)

Fund #	Fund Description	FYTD Receipts	MTD Expenditures	FYTD Expenditures	Current Fund Balance	Current Encumbrances	Unencumbered Fund Balance	Bank Code	
506 9113	RttT-Electronic Teacher Evaluation-Online	0.00	0.00	0.00	0.00	0.00	0.00		
506 9114	MY VOICE & CULTURAL COMPETENCY	0.00	43,810.00	0.00	43,810.00	0.00	0.00		
506 9414	RACE TO THE TOP-ENTRY YEAR ARRA EXPEND	1,375.00	0.00	625.00	170.00	1,145.60	854.40	229.40	625.00
516 9013	TITLE VI-B IDEA FY 13	0.00	0.00	0.00	0.00	0.00	0.00	0.00	
516 9014	TITLE VI-B IDEA FY 14	93,630.62	0.00	5,743.16	0.00	98,212.79	1,160.99	0.00	1,160.99
516 9015	TITLE VI-B IDEA FY 15	0.00	90,684.29	287,041.47	88,675.70	281,880.15	5,161.32	4,016.70	1,144.62
532 9320	STATE STABILIZATION FUND 10-11	62.11	0.00	0.00	0.00	0.00	62.11	0.00	62.11
536 9013	TITLE I-SCHOOL IMPROVEMENT-HAYES SCHOOL	0.00	0.00	0.00	0.00	0.00	0.00	0.00	0.00
536 9014	TITLE I-SCHOOL IMPROVEMENT-HAYES SCHOOL	10,960.00	0.00	0.00	0.00	581.66	10,378.34	0.00	10,378.34
536 9015	TITLE I-SCHOOL IMPROVEMENT-HAYES SCHOOL 2015	0.00	1,150.08	16,181.43	5,709.88	13,071.97	3,109.46	105.11	3,004.35
551 9012	TITLE III - LEP FY 12	0.00	0.00	0.00	0.00	0.00	0.00	0.00	0.00
551 9013	TITLE II - LEP FY 13	0.00	0.00	0.00	0.00	0.00	0.00	0.00	0.00
551 9014	TITLE II - LEP FY 14	10,607.07	0.00	0.00	0.00	4,775.71	5,831.36	0.00	5,831.36
551 9015	TITLE II - LEP FY 15	0.00	1,194.47	6,747.31	2,015.48	5,859.28	888.03	312.26	575.77
572 9013	TITLE I - FY 13	0.00	0.00	0.00	0.00	0.00	0.00	0.00	0.00
572 9014	TITLE I - FY 14	151,740.98	0.00	0.00	0.00	134,905.17	16,835.81	0.00	16,835.81

Date: 12/03/2014
 Time: 3:08 pm

FREMONT CITY SCHOOL DISTRICT
 Financial Report by Fund/SCC

Fund #	Fund Description	FYTD Receipts	MTD Expenditures	FYTD Expenditures	Current Fund Balance	Current Encumbrances	Unencumbered Fund Balance	Bank Code	
599 9111	21st CENTURY-INNOVATION	4,548.68	0.00	9,091.11	0.00	0.00	0.00		
599 9113	21ST CENTURY-LEARNING FOR A LIFETIME YR1	5,606.69	0.00	11,662.15	0.00	0.00	0.00		
599 9313	21ST CENTURY-LEARNING FOR A LIFETIME YR1	0.00	18,826.44	52,100.04	1,950.13	34,423.25	17,676.79	16,319.19	
599 9414	LOW INCOME POVERTY GRANT	14,570.25	0.00	0.00	0.00	8,795.16	5,775.09	0.00	
599 9511	21st CENTURY-INNOVATION	0.00	13,886.96	26,971.61	13,994.35	26,700.15	271.46	7.71	
GRAND TOTALS:		22,643,087.00	3,361,457.46	22,962,300.38	3,971,491.71	21,077,605.92	24,527,781.46	1,151,229.20	23,376,552.26

Check#	Check Date	Org Sta	Vendor Paid	Check Amount	Status Date
000078	11/30/2014	M/M	P & A GROUP	8,998.86	
005289	11/07/2014	W/R	KROGER CO	89.05	11/13/2014
005290	11/07/2014	W/R	NARDONIA HIGH SCHOOL	2,664.00	11/10/2014
005291	11/14/2014	W/R	TY CONGER	115.00	11/17/2014
005292	11/14/2014	W/R	LESTER DANIELS	115.00	11/19/2014
005293	11/14/2014	W/R	GEORGE DORSEY	115.00	11/24/2014
005294	11/14/2014	W/R	JACOB SCULLY	125.00	11/19/2014
005295	11/14/2014	W/R	KROGER CO	19.31	11/19/2014
005296	11/21/2014	W/W	BELLEVUE HIGH SCHOOL	2,157.00	
005297	11/21/2014	W/R	WAUSEON HIGH SCHOOL	3,190.30	11/26/2014
040657	11/07/2014	M/M	ABIGAIL REYNOLDS	75.00	
043045	11/21/2014	M/M	ABIGAIL REYNOLDS	75.00	
067743	11/07/2014	W/R	SCHOOL EMPLOYEES RETIREMENT	1,396.72	11/28/2014
067744	11/07/2014	W/R	STATE TEACHERS RETIRE.	10,603.62	11/12/2014
067745	11/04/2014	W/R	HOSPITAL COUNCIL OF NW OHIO	3,960.00	11/28/2014
067746	11/05/2014	W/W	OHSBCA	90.00	
067747	11/06/2014	W/W	PLAZA LANES	140.00	
067748	11/06/2014	W/W	PLAZA LANES	140.00	
067749	11/07/2014	B/R	JENNIFER WYSS	11.85	11/28/2014
067750	11/07/2014	B/R	JACI FIGLEY	20.00	11/19/2014
067751	11/10/2014	W/R	VIOLETTA RHEA	70.56	11/13/2014
067752	11/10/2014	W/R	ANGIE SMITH	5.94	11/28/2014
067753	11/10/2014	W/R	BONNIE WEAVER	29.94	11/18/2014
067754	11/10/2014	W/R	RURAL KING	161.38	11/13/2014
067755	11/10/2014	W/R	B & H PHOTO/VIDEO	342.48	11/14/2014
067756	11/10/2014	W/R	KELLI CLEVELAND	118.72	11/14/2014
067757	11/10/2014	W/R	THOMAS ZIEBOLD	203.56	11/18/2014
067758	11/10/2014	W/R	AA FIRE PROTECTION	215.55	11/13/2014
067759	11/10/2014	W/R	KAREN SWARTZ	82.82	11/28/2014
067760	11/10/2014	W/R	NANCY MCKILLIP	16.80	11/28/2014
067761	11/10/2014	W/R	JW PEPPER & SON. INC.	124.99	11/14/2014
067762	11/10/2014	W/R	ACE HARDWARE	956.85	11/14/2014
067763	11/10/2014	W/R	ADKINS SANITATION	300.00	11/18/2014
067764	11/10/2014	W/R	OHIO FFA ASSOCIATION	204.00	11/13/2014
067765	11/10/2014	W/R	ALL-PRO ELEVATOR	167.50	11/13/2014
067766	11/10/2014	W/R	AUTO JET	3,360.62	11/14/2014
067767	11/10/2014	W/R	ITSAVVY	3,896.60	11/14/2014
067768	11/10/2014	W/W	BAUMSPAGE.COM LCC	30.00	
067769	11/10/2014	W/R	BASEBALL EXPRESS	289.95	11/12/2014
067770	11/10/2014	W/R	BAY TRACTOR & TURF	5.19	11/18/2014
067771	11/10/2014	W/R	SCHOOL SPECIALTY	2,711.00	11/13/2014
067772	11/10/2014	W/R	BLISS CHARTERS	2,100.00	11/14/2014
067773	11/10/2014	W/R	BRAVO WELLNESS	1,795.00	11/14/2014
067774	11/10/2014	W/R	BRICKYARD SAUCES LLC	560.00	11/18/2014
067775	11/10/2014	W/R	BRICKER & ECKLER LLP	8,019.46	11/13/2014
067776	11/10/2014	W/R	BSN	3,805.00	11/14/2014
067777	11/10/2014	W/R	C & W AUTO SUPPLY	58.06	11/14/2014
067778	11/10/2014	W/R	CANON SOLUTIONS AMERICA	2,645.00	11/13/2014
067779	11/10/2014	W/R	CHARIOTT FOODS	1,871.50	11/18/2014
067780	11/10/2014	W/R	CHARLES E. HARRIS & ASSOCIATES	3,767.50	11/19/2014
067781	11/10/2014	W/R	CITY OF FREMONT	5,809.09	11/13/2014
067782	11/10/2014	W/R	COLOR HAVEN PAINT SUPPLY	31.19	11/13/2014

Check#	Check Date	Org Sta	Vendor Paid	Check Amount	Status Date
067783	11/10/2014	W/R	GREAT LAKES BIOMEDICAL	615.00	11/13/2014
067784	11/10/2014	W/R	GREAT LAKES INTERNET &	2,218.00	11/18/2014
067785	11/10/2014	W/R	CONTRACTORS EQUIP RENTAL	58.50	11/14/2014
067786	11/10/2014	W/R	COURTYARD BY MARRIOTT	179.14	11/12/2014
067787	11/10/2014	W/R	CROGHAN COLONIAL BANK	25.00	11/20/2014
067788	11/10/2014	W/R	CROWN BATTERY	36.24	11/18/2014
067789	11/10/2014	W/R	FREMONT UNIFORM SHOPPE	180.00	11/14/2014
067790	11/10/2014	W/R	DAKTRONICS	975.00	11/14/2014
067791	11/10/2014	W/R	DAMMAN PAINT CO.	206.92	11/19/2014
067792	11/10/2014	W/R	DOMINOS PIZZA	238.47	11/14/2014
067793	11/10/2014	W/R	DEMOULIN	320.00	11/14/2014
067794	11/10/2014	W/R	VILLAGE ENERGY COOPERATIVE	67.69	11/14/2014
067795	11/10/2014	W/R	ECONOMY PLUMBERS	8.40	11/14/2014
067796	11/10/2014	W/R	EDISON HIGH SCHOOL	33.00	11/18/2014
067797	11/10/2014	W/R	ENGLER PRINTING	247.00	11/14/2014
067798	11/10/2014	W/R	ESHLEMAN FARMS	2,820.00	11/14/2014
067799	11/10/2014	W/R	NORTH POINT ESC	1,650.00	11/13/2014
067800	11/10/2014	W/R	FAMOUS SUPPLY CO.	1,287.23	11/13/2014
067801	11/10/2014	W/R	FASTENAL COMPANY	151.67	11/28/2014
067802	11/10/2014	W/R	FLOWER REAL ESTATE HOLDINGS	350.00	11/18/2014
067803	11/10/2014	W/R	FORTE MUSIC INC.	1,271.25	11/14/2014
067804	11/10/2014	W/R	4INK JETS	125.00	11/18/2014
067805	11/10/2014	W/R	FREMONT ATHLETIC SUPPLY	2,140.00	11/14/2014
067806	11/10/2014	W/R	FREMONT AUTO PARTS	191.82	11/13/2014
067807	11/10/2014	W/R	UTILITY BILLING OFFICE	16,251.57	11/14/2014
067808	11/10/2014	W/R	FREMONT MUSIC CENTER	36.00	11/13/2014
067809	11/10/2014	W/R	KELLERMYER COMPANY	301.24	11/13/2014
067810	11/10/2014	W/R	FREMONT PRINTING	124.00	11/28/2014
067811	11/10/2014	W/R	GIVING BEAN	222.45	11/21/2014
067812	11/10/2014	W/R	H & HEAVY DUTY	1,510.00	11/19/2014
067813	11/10/2014	W/R	HASSELBACH MEATS	1,704.77	11/19/2014
067814	11/10/2014	W/R	HAMPTON INN & SUITES	189.00	11/12/2014
067815	11/10/2014	W/R	HEINEMANN PUBLISHING	144.10	11/18/2014
067816	11/10/2014	W/R	OAGC	330.00	11/18/2014
067817	11/10/2014	W/R	JASON SMITH	590.24	11/13/2014
067818	11/10/2014	W/R	AERO FILTER, INC	520.80	11/14/2014
067819	11/10/2014	W/R	KROGER CO	421.28	11/13/2014
067820	11/10/2014	W/R	LAURIE GODFREY	3,000.00	11/14/2014
067821	11/10/2014	W/R	LEE'S FAMOUS RECIPE	205.00	11/18/2014
067822	11/10/2014	W/R	LORI FISHER	275.80	11/28/2014
067823	11/10/2014	W/R	LOWE'S CO., INC. FREMONT	1,519.19	11/18/2014
067824	11/10/2014	W/R	LUCKEY FARMERS, INC.	654.00	11/13/2014
067825	11/10/2014	W/R	MOTO ELECTRIC	975.00	11/13/2014
067826	11/10/2014	W/R	MOUNTAIN MATH/LANGUAGE LLC	191.90	11/28/2014
067827	11/10/2014	W/R	NORTH CENTRAL OHIO ESC	180.00	11/13/2014
067828	11/10/2014	W/R	KUNS NORTHCOAST SECURITY	512.40	11/14/2014
067829	11/10/2014	W/R	THE MARKERBOARD PEOPLE	130.00	11/13/2014
067830	11/10/2014	W/R	MCPC IMAGE PRINTING	15,271.58	11/18/2014
067831	11/10/2014	W/R	NATIONAL ASSOCIATION OF MUSIC	135.00	11/18/2014
067832	11/10/2014	W/R	NATURE SEAL INC.	371.47	11/13/2014
067833	11/10/2014	W/R	NORTHERN OHIO CUT STONE LLC	168.00	11/18/2014
067834	11/10/2014	W/R	NORTHWEST HOCKEY CONFERENCE	300.00	11/19/2014

Check#	Check Date	Org Sta	Vendor Paid	Check Amount	Status Date
067835	11/10/2014	W/R	OHIO BCI & I	1,536.00	11/19/2014
067836	11/10/2014	W/R	OHIO HYDROPHONICS	116.55	11/13/2014
067837	11/10/2014	W/R	OHIO DEPT. OF JOB AND	316.09	11/18/2014
067838	11/10/2014	W/R	OHSBCA	150.00	11/19/2014
067839	11/10/2014	W/W	OHSAA	250.00	
067840	11/10/2014	W/R	OHIO SCHOOLS COUNCIL	17,066.35	11/13/2014
067841	11/10/2014	W/R	OHIO STATE UNIVERSITY	615.00	11/12/2014
067842	11/10/2014	W/R	ORIENTAL TRADING CO.	60.24	11/18/2014
067843	11/10/2014	W/R	OTTO & URBAN FLOWER SHOP	75.00	11/18/2014
067844	11/10/2014	W/R	PRECISION AGGREGATES	57.34	11/13/2014
067845	11/10/2014	W/R	PARCO SCIENTIFIC	46.00	11/21/2014
067846	11/10/2014	W/R	POSTMASTER-FREMONT	464.00	11/18/2014
067847	11/10/2014	W/R	PRAIRIE FLOWERS	40.00	11/13/2014
067848	11/10/2014	W/R	PSAT/NMSQT	419.00	11/13/2014
067849	11/10/2014	W/R	RED TREE INVESTMENT GROUP	843.46	11/19/2014
067850	11/10/2014	W/R	Rotary Club of Fremont	50.00	11/18/2014
067851	11/10/2014	W/R	ROOT'S POULTRY	3,424.30	11/13/2014
067852	11/10/2014	W/R	ROSSFORD SCHOOLS	125.00	11/28/2014
067853	11/10/2014	W/R	SABROSKE ELECTRIC	443.49	11/12/2014
067854	11/10/2014	W/R	SANDUSKY COUNTY	2,200.00	11/28/2014
067855	11/10/2014	W/R	SANDUSKY CO. EMA	459.00	11/18/2014
067856	11/10/2014	W/R	REFRIGERATOR SALES	19.78	11/18/2014
067857	11/10/2014	W/R	SCW	305.82	11/14/2014
067858	11/10/2014	W/R	SCHOLASTIC	19.49	11/18/2014
067859	11/10/2014	W/R	SCHOLASTIC BOOK FAIRS	14,147.35	11/14/2014
067860	11/10/2014	W/R	SCHOOL HEALTH SUPPLY	300.94	11/18/2014
067861	11/10/2014	W/R	SHEETS SUPPLY	710.06	11/13/2014
067862	11/10/2014	W/R	SHERRI HENKEL	35.78	11/18/2014
067863	11/10/2014	W/R	SORG GRAPHICS	159.80	11/18/2014
067864	11/10/2014	W/R	SPOONER, INCORPORATED	875.00	11/13/2014
067865	11/10/2014	W/R	STAPLES ADVANTAGE	667.52	11/13/2014
067866	11/10/2014	W/R	STANTON'S SHEET MUSIC	82.31	11/13/2014
067867	11/10/2014	W/R	SWIM RITE POOLS	25.20	11/12/2014
067868	11/10/2014	W/R	TIFFIN PAPER CO	15,888.11	11/13/2014
067869	11/10/2014	W/R	TYLER TECHNOLOGIES INC	1,175.00	11/18/2014
067870	11/10/2014	W/W	TOLEDO PHYS ED SUPPLY	310.49	
067871	11/10/2014	W/R	VICKI MCAFEE	11.20	11/13/2014
067872	11/10/2014	W/R	TRACTOR SUPPLY	109.86	11/14/2014
067873	11/10/2014	W/W	TRACI MCCAUDY	182.33	
067874	11/10/2014	W/R	UNITY SCHOOL BUS PARTS	3,997.27	11/14/2014
067875	11/10/2014	W/R	UNIVERSAL FARMS	250.00	11/18/2014
067876	11/10/2014	W/R	UNITED ART AND EDUCATION	1,877.09	11/14/2014
067877	11/10/2014	W/R	UNIFIRST CORPORATION	174.84	11/18/2014
067878	11/10/2014	W/R	UNITED PARCEL SERVICE	57.96	11/18/2014
067879	11/10/2014	W/R	UNITED WAY OF SANDUSKY COUNTY	240.00	11/19/2014
067880	11/10/2014	W/R	VALLEY ELECTRIC	926.85	11/14/2014
067881	11/10/2014	W/R	WAL-MART STORES INC.	1,210.51	11/18/2014
067882	11/10/2014	W/R	VISA	561.67	11/12/2014
067883	11/10/2014	W/R	WALTERS' BOILER WORKS	1,837.65	11/18/2014
067884	11/10/2014	W/R	WILLIE'S SALES & SERVICE	499.00	11/13/2014
067885	11/10/2014	W/R	CONNIE CLOSE	52.42	11/13/2014
067886	11/10/2014	W/R	SHELLEY FANNIN	796.10	11/14/2014

Check#	Check Date	Org Sta	Vendor Paid	Check Amount	Status Date
067887	11/10/2014	W/W	DIANA MCNULTY	276.08	
067888	11/10/2014	W/R	LINDA LONG RN	52.75	11/20/2014
067889	11/10/2014	W/R	PATTERSON POOLS	2,053.55	11/13/2014
067890	11/10/2014	W/R	DESIREE SUBSARA	50.18	11/12/2014
067891	11/10/2014	W/R	PATRICIA WEIKER	6,800.00	11/18/2014
067892	11/10/2014	W/W	JULIE LOCKYER	19.15	
067893	11/10/2014	W/R	MICHELLE MORRIS	45.86	11/28/2014
067894	11/10/2014	W/R	TOFT DAIRY	29,020.88	11/14/2014
067895	11/10/2014	W/R	ALFRED NICKLES BAKERY INC.	3,541.13	11/18/2014
067896	11/10/2014	W/R	FREMONT CITY BD. OF EDUC	4,036.74	11/12/2014
067897	11/10/2014	W/R	KATIE BUCKLEY	31.89	11/13/2014
067898	11/10/2014	W/R	KERI VELA	253.52	11/14/2014
067899	11/10/2014	W/W	LISA SACHS	10.50	
067900	11/10/2014	W/R	LINDA OVERSTREET	39.65	11/13/2014
067901	11/10/2014	W/R	BARBARA CARVALHO	102.20	11/28/2014
067902	11/10/2014	W/W	BRIDGET SMITH	206.36	
067903	11/10/2014	W/R	MANDI MILLER	55.55	11/13/2014
067904	11/10/2014	W/W	MICHELE MUSIC-HARRINGTON	34.22	
067905	11/10/2014	W/R	JODY AMOR	35.39	11/28/2014
067906	11/10/2014	W/R	BRENT PARKER	92.74	11/18/2014
067907	11/10/2014	W/R	SUSAN CAPUCINI	85.01	11/13/2014
067908	11/10/2014	W/R	TOM TUCKER	716.00	11/12/2014
067909	11/10/2014	W/R	ANNA BALLMER	68.26	11/13/2014
067910	11/10/2014	W/R	PAULA CULLEN	271.71	11/28/2014
067911	11/10/2014	W/R	WILLIAM BURKETT	9.87	11/28/2014
067912	11/10/2014	W/R	JENNA BELDEN	89.99	11/28/2014
067913	11/10/2014	W/R	VALERIE WIDMER	105.44	11/13/2014
067914	11/10/2014	W/W	JENNIFER KOPCAK	6.61	
067915	11/10/2014	W/R	SUSAN FRYE	353.81	11/13/2014
067916	11/10/2014	W/W	ANN FOLEY	26.77	
067917	11/10/2014	W/R	CALVIN VANDERBOON	27.12	11/18/2014
067918	11/10/2014	W/R	TERRI FIELDING	25.22	11/14/2014
067919	11/10/2014	W/R	KAREN CLEMONS	85.96	11/18/2014
067920	11/10/2014	W/R	JAMIE BIECHELER	95.76	11/20/2014
067921	11/10/2014	W/R	MEGAN PEUGEOT	300.89	11/13/2014
067922	11/10/2014	W/R	ERIN MCCONNELL	94.19	11/19/2014
067923	11/10/2014	W/W	JUANITA GUTIERREZ	8.49	
067924	11/10/2014	W/R	GREAT AMERICAN OPPORTUNITIES	3,307.80	11/19/2014
067925	11/10/2014	W/R	Janet Koerper	149.41	11/18/2014
067926	11/10/2014	W/W	SAMANTHA WOLFE	21.50	
067927	11/11/2014	W/R	LINDSEY WATER & SEWER DEPT.	220.00	11/18/2014
067928	11/11/2014	W/R	AMERICAN ELECTRIC POWER	7,162.15	11/20/2014
067929	11/11/2014	W/R	TOLEDO EDISON CO.	3,790.09	11/19/2014
067930	11/12/2014	W/V	HILTON COLUMBUS DOWNTOWN	125.00	11/12/2014
067931	11/12/2014	W/R	HILTON COLUMBUS DOWNTOWN	159.00	11/18/2014
067932	11/12/2014	W/R	C & W AUTO SUPPLY	19.36	11/14/2014
067933	11/14/2014	W/R	ARTISTIK CREATIONS	313.00	11/21/2014
067934	11/14/2014	W/W	OHSFCA	50.00	
067935	11/14/2014	W/R	GORDON FOOD SERVICE	41,178.44	11/14/2014
067936	11/21/2014	W/R	SCHOOL EMPLOYEES RETIREMENT	1,396.72	11/28/2014
067937	11/21/2014	W/R	STATE TEACHERS RETIRE.	10,603.62	11/28/2014
067938	11/21/2014	W/R	BONNIE WEAVER	152.05	11/28/2014

Check#	Check Date	Org Sta	Vendor Paid	Check Amount	Status Date
067939	11/21/2014	W/R	NANCY MCKILLIP	113.68	11/28/2014
067940	11/21/2014	W/R	ACTION PRINTING	24.99	11/28/2014
067941	11/21/2014	W/R	ADKINS SANITATION	75.00	11/28/2014
067942	11/21/2014	W/R	ALLEN COUNTY EDUCATIONAL	105.00	11/28/2014
067943	11/21/2014	W/W	AMERICAN LIBRARY ASSOCIATION	101.00	
067944	11/21/2014	W/W	ANDERSON'S	709.38	
067945	11/21/2014	W/R	ITSAVVY	730.00	11/28/2014
067946	11/21/2014	W/R	BAKER'S DIVERSIFIED VEHICLE	8.42	11/28/2014
067947	11/21/2014	W/R	BAY TROPHY	18.00	11/28/2014
067948	11/21/2014	W/W	SCHOOL SAVERS	2,049.60	
067949	11/21/2014	W/R	BENCHMARK PRINTS	343.67	11/28/2014
067950	11/21/2014	W/W	BERNARD FOOD INDUSTRIES, INC.	1,091.20	
067951	11/21/2014	W/R	BLOOM BY JILLY GRAY	112.00	11/28/2014
067952	11/21/2014	W/R	BOILERS, CONTROLS & EQUIPMENT,	186.00	11/28/2014
067953	11/21/2014	W/R	BRICKER & ECKLER LLP	2,206.00	11/28/2014
067954	11/21/2014	W/W	BSN	474.44	
067955	11/21/2014	W/W	CAMCOR, INC.	948.99	
067956	11/21/2014	W/R	CDW-G	16,244.00	11/28/2014
067957	11/21/2014	W/W	FLEETPRIDE	275.00	
067958	11/21/2014	W/R	CHARLES E. HARRIS & ASSOCIATES	23,040.00	11/28/2014
067959	11/21/2014	W/W	COLUMBIA GAS OF OHIO	1,658.11	
067960	11/21/2014	W/W	COSA	225.00	
067961	11/21/2014	W/W	CORPORATE ONE BENEFITS	3,083.00	
067962	11/21/2014	W/R	COUNTRY LANE TREE FARM	195.00	11/28/2014
067963	11/21/2014	W/W	CROGHAN COLONIAL BANK	4,795.79	
067964	11/21/2014	W/W	DAMSCHRODER ROOFING INC.	568.00	
067965	11/21/2014	W/R	ESC OF LAKE ERIE WEST	255.00	11/28/2014
067966	11/21/2014	W/R	FOLLETT EDUCATIONAL SERVICES	48.96	11/28/2014
067967	11/21/2014	W/W	FORTBALL PIZZA PALACE	59.05	
067968	11/21/2014	W/R	FORTE MUSIC INC.	549.04	11/28/2014
067969	11/21/2014	W/R	FREMONT ATHLETIC SUPPLY	361.00	11/28/2014
067970	11/21/2014	W/W	FREMONT PRINTING	304.00	
067971	11/21/2014	W/W	GOVCONNECTION, INC	912.57	
067972	11/21/2014	W/W	HEATHER COVERT	11.60	
067973	11/21/2014	W/R	HILTY OFFICE SUPPLY	5,050.00	11/28/2014
067974	11/21/2014	W/W	HEALTHLINK	628.00	
067975	11/21/2014	W/W	JOSTENS, INC.	24.03	
067976	11/21/2014	W/W	FREMONT SUPER KMART	118.58	
067977	11/21/2014	W/R	KROGER CO	197.77	11/28/2014
067978	11/21/2014	W/R	LEGACY FARMER'S COOPERATIVE	46,717.50	11/28/2014
067979	11/21/2014	W/W	MPS	2,563.74	
067980	11/21/2014	W/W	MARK ISAACS	1,368.75	
067981	11/21/2014	W/R	KUNS NORTHCOAST SECURITY	154.41	11/28/2014
067982	11/21/2014	W/W	MCGRAW HILL EDUCATION	2,212.51	
067983	11/21/2014	W/W	MCPC IMAGE PRINTING	12,979.31	
067984	11/21/2014	W/W	MCPC IMAGING ASSOCIATION	193.44	
067985	11/21/2014	W/W	FRONTLINE TECHNOLOGIES	1,522.50	
067986	11/21/2014	W/W	PROMEDICA MEMORIAL HOSPITAL	666.67	
067987	11/21/2014	W/R	MICROMAN, INC	84,352.00	11/28/2014
067988	11/21/2014	W/W	FREMONT ROSS MUSIC BOOSTERS	79.00	
067989	11/21/2014	W/W	THE NEWS MESSENGER	983.80	
067990	11/21/2014	W/W	OAESA	250.00	

Check#	Check Date	Org Sta	Vendor Paid	Check Amount	Status Date
067991	11/21/2014	W/W	OHIO DEPARTMENT OF AGRICULTURE	75.00	
067992	11/21/2014	W/W	OHIO DEPARTMENT OF COMMERCE	309.25	
067993	11/21/2014	W/W	OHIO DEPT. OF JOB AND	145.29	
067994	11/21/2014	W/W	AMERICAN ELECTRIC POWER	23,346.97	
067995	11/21/2014	W/R	OHIO SCHOOL COUNCIL	1,622.25	11/28/2014
067996	11/21/2014	W/W	O.P AQUATICS	462.50	
067997	11/21/2014	W/R	OTTO & URBAN FLOWER SHOP	150.00	11/28/2014
067998	11/21/2014	W/R	POSTMASTER-FREMONT	98.00	11/28/2014
067999	11/21/2014	W/W	POST NET	987.50	
068000	11/21/2014	W/W	THE PARTY STARTS HERE	84.92	
068001	11/21/2014	W/W	RED TREE INVESTMENT GROUP	844.93	
068002	11/21/2014	W/W	RENEE BISSETT	96.82	
068003	11/21/2014	W/W	ROCKLER	100.55	
068004	11/21/2014	W/R	REFRIGERATOR SALES	29.67	11/28/2014
068005	11/21/2014	W/R	AT&T	4,168.18	11/28/2014
068006	11/21/2014	W/W	SIESEL DISTRIBUTING LLC	2,307.60	
068007	11/21/2014	W/W	STAPLES ADVANTAGE	854.76	
068008	11/21/2014	W/R	STREAKER TRACTOR SALES	4.75	11/28/2014
068009	11/21/2014	W/W	SUPER DUPER PUBLICATIONS	28.25	
068010	11/21/2014	W/W	TIFFIN CROSS COUNTRY CARNIVAL	280.00	
068011	11/21/2014	W/W	TRACI MCCAUDY	418.99	
068012	11/21/2014	W/R	TOSHIBA	659.99	11/28/2014
068013	11/21/2014	W/R	TREASURER STATE OF OHIO	6,475.51	11/28/2014
068014	11/21/2014	W/W	UNIVERSAL FARMS	588.00	
068015	11/21/2014	W/W	UNIFIRST CORPORATION	116.56	
068016	11/21/2014	W/W	US SCHOOL SUPPLY INC	259.70	
068017	11/21/2014	W/R	WADSWORTH & ASSOCIATES	467.24	11/28/2014
068018	11/21/2014	W/W	WAL-MART STORES INC.	282.60	
068019	11/21/2014	W/W	WATCH D.O.G.S	187.80	
068020	11/21/2014	W/W	THE WEEK MAGAZINE	678.60	
068021	11/21/2014	W/W	W S FLOWER OPERATING CO	171.77	
068022	11/21/2014	W/R	WSOS	42,738.47	11/28/2014
068023	11/21/2014	W/R	JOSEPH HERSHEY	340.48	11/28/2014
068024	11/21/2014	W/W	MEDCO SUPPLY	329.48	
068025	11/21/2014	W/W	ANGELA MEHLING	68.54	
068026	11/21/2014	W/R	SUSANN DAVIS	78.75	11/28/2014
068027	11/21/2014	W/R	BARB MCNUTT	37.29	11/28/2014
068028	11/21/2014	W/W	GORDON FOOD SERVICE	20.97	
068029	11/21/2014	W/R	SAN BAY CO.	169.00	11/28/2014
068030	11/21/2014	W/R	FREMONT CITY BD. OF EDUC	446.84	11/28/2014
068031	11/21/2014	W/R	WOLESLAGEL MOVING	80.00	11/28/2014
068032	11/21/2014	W/W	SANDUSKY CO SANATARY ENGINEER	314.93	
068033	11/21/2014	W/W	GEORGE DORSEY	60.00	
068034	11/21/2014	W/R	SCOTT MILLER	152.28	11/28/2014
068035	11/21/2014	W/W	NICKEE LINDER	44.89	
068036	11/21/2014	W/W	ALLYSON HOOPS	340.00	
068037	11/21/2014	W/R	LEE CAPUCINI	100.00	11/28/2014
068038	11/21/2014	W/W	LINDA LARRICK	12.60	
068039	11/21/2014	W/W	JUSTIN CUMMINGS	75.04	
068040	11/21/2014	W/W	JAMES E ESTLE	116.48	
068041	11/21/2014	W/W	CARRIE KINGSBOROUGH	252.00	
068042	11/21/2014	W/W	GREAT AMERICAN OPPORTUNITIES	2,338.80	

Check#	Check Date	Org Sta	Vendor Paid	Check Amount	Status Date
068043	11/21/2014	W/W	SCHOOL EMPLOYEES RETIREMENT	700.00	
068045	11/24/2014	W/W	AMAZON.COM	39.99	
068046	11/24/2014	W/W	A T & T	5,388.83	
068047	11/24/2014	W/W	REPUBLIC SERVICES	2,264.22	
068048	11/24/2014	W/W	CINTAS CORP.#306	3,202.99	
068049	11/24/2014	W/W	LOWE'S CO., INC. FREMONT	142.58	
068050	11/24/2014	W/W	LUCKY VITAMIN	70.75	
068051	11/24/2014	W/W	MONOPRICE.COM	30.84	
068052	11/24/2014	W/W	OHIO TURFGRASS FOUNDATION	210.00	
068053	11/24/2014	W/W	AT & T LONG DISTANCE	834.90	
068054	11/24/2014	W/W	STAPLES ADVANTAGE	182.63	
068055	11/24/2014	W/W	TOSHIBA	1,641.00	
068056	11/24/2014	W/W	VERIZON WIRELESS	1,689.71	
068057	11/24/2014	W/W	AMERICAN EXPRESS	1,591.06	
867744	11/07/2014	W/V	STATE TEACHERS RETIRE.	10,432.84	11/07/2014
952003	11/10/2014	M/M	MARY REINHART	18.68	
954357	11/07/2014	M/M	FREMONT BOE-MEDICAL	516.20	
954358	11/07/2014	M/M	FREMONT BOE-DENTAL	28.10	
954359	11/07/2014	M/V	FREMONT BOE-WC	3,351.12	11/07/2014
954360	11/07/2014	M/M	FREMONT BOE-MEDICARE	11,840.90	
954361	11/07/2014	M/M	FREMONT BOE-WC	726.76	
954362	11/07/2014	M/M	FREMONT BOE-WC	2,797.75	
954363	11/07/2014	M/M	FREMONT BOE-MEDICARE	594.14	
954364	11/01/2014	M/M	GUARDIAN LIFE INSURANCE	1,839.20	
954365	11/03/2014	M/M	MEDICAL MUTUAL OF OHIO	45,218.25	
954366	11/03/2014	M/M	EXPRESS SCRIPTS, INC	269.99	
954367	11/03/2014	M/M	EXPRESS SCRIPTS, INC	407.40	
954368	11/03/2014	M/M	EXPRESS SCRIPTS, INC	26,216.33	
954369	11/04/2014	M/M	MEDICAL MUTUAL OF OHIO	74,611.60	
954370	11/04/2014	M/M	VSP VISION PLAN	1,561.43	
954371	11/04/2014	M/M	VSP VISION PLAN	2,291.27	
954373	11/07/2014	M/M	EXPRESS SCRIPTS, INC	36,931.05	
954374	11/07/2014	M/M	EXPRESS SCRIPTS, INC	367.50	
954375	11/10/2014	M/M	MEDICAL MUTUAL OF OHIO	68,180.78	
954376	11/25/2014	M/M	GUARDIAN LIFE INSURANCE	13,107.50	
954377	11/14/2014	M/M	EXPRESS SCRIPTS, INC	365.40	
954378	11/14/2014	M/M	EXPRESS SCRIPTS, INC	8,114.26	
954379	11/14/2014	M/M	FREMONT BOE-MEDICAL	310,253.47	
954380	11/14/2014	M/M	FREMONT BOE-DENTAL	16,289.27	
954381	11/14/2014	M/M	FREMONT BOE-WC	2,623.58	
954382	11/14/2014	M/M	FREMONT BOE-WC	874.86	
954383	11/14/2014	M/M	FREMONT BOE-MEDICARE	12,309.34	
954384	11/26/2014	M/M	MEDICAL MUTUAL OF OHIO	60,951.99	
954385	11/26/2014	M/M	MEDICAL MUTUAL OF OHIO	44,268.75	
954386	11/26/2014	M/M	EXPRESS SCRIPTS, INC	11,993.10	
954387	11/26/2014	M/M	EXPRESS SCRIPTS, INC	8,114.26	
954388	11/26/2014	M/M	EXPRESS SCRIPTS, INC	451.50	
954389	11/26/2014	M/M	EXPRESS SCRIPTS, INC	365.40	
954390	11/26/2014	M/M	MEDICAL MUTUAL OF OHIO	45,553.20	
971559	11/30/2014	M/M	LINDSAY VANDERVEEN	120.00	
973567	11/06/2014	M/M	STACEY KIMBALL	255.00	
973616	11/30/2014	M/M	TRACY LYTLE	135.00	

Check#	Check Date	Org Sta	Vendor Paid	Check Amount	Status Date
974705	11/10/2014	M/M	ALLISON MACKO	91.08	
974727	11/10/2014	M/M	MARY REINHART	65.25	
975762	11/11/2014	M/M	LINDSAY VANDERVEEN	97.00	
978657	11/18/2014	M/M	LINDSAY VANDERVEEN	122.00	
979362	11/19/2014	M/M	CYNTHIA GARN	52.93	
980955	11/24/2014	M/M	WENDY EAKIN	94.94	
981195	11/24/2014	M/M	LINDSAY VANDERVEEN	96.00	
981197	11/24/2014	M/M	JULIE DAVLIN	155.25	
981957	11/07/2014	C/R	FREMONT CITY BD. OF EDUC	927,511.76	11/07/2014
981958	11/07/2014	W/R	OHIO DEPARTMENT OF EDUCATION	187,986.95	11/07/2014
981959	11/04/2014	M/M	US BANK	143.82	
981960	11/04/2014	M/M	BANK OF AMERICA	570.05	
981961	11/07/2014	W/R	MEAL MAGIC CORP	68.22	11/07/2014
981962	11/21/2014	C/R	FREMONT CITY BD. OF EDUC	920,617.86	11/21/2014
981963	11/21/2014	W/R	OHIO DEPARTMENT OF EDUCATION	187,986.92	11/21/2014
981964	11/28/2014	M/M	SERS	63,956.00	
981965	11/28/2014	M/M	STRS	213,790.00	
Total Checks Issued				\$ 3,995,636.87	