

“IT TAKES MORE TO BE A LITTLE GIANT  
AND MORE IS EXPECTED”

# Fremont City Schools

---

**James E. Estle, Treasurer**  
**500 W. State Street, Suite A**  
**Fremont, Ohio 43420**

**Fiscal Year 2015**

Dr. Traci L. McCaudy  
Superintendent

James E. Estle  
Treasurer

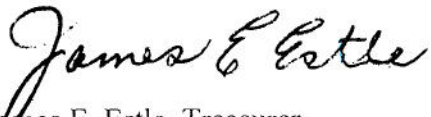
February 20, 2015

Dear Members of the Fremont Board of Education:

The following pages represent the financial status of the Fremont City School District as of January 31, 2015, for all funds submitted for your consideration. Please review the following: Cash Reconciliation, Active Investments Ledger, Self-Funded Insurance Program, Financial Report by Fund and Monthly Check Register.

If you should have any questions or need additional information, please feel free to contact me at (419) 334-5442 (W) or (419) 680-1240 (C).

Respectfully Submitted,



James E. Estle, Treasurer  
Fremont City School District

DATE: 02/05/2015  
TIME: 11:07

FREMONT CITY SCHOOL DISTRICT  
CASH RECONCILIATION AS OF 01/31/2015

PAGE: 1  
(USAEMSED)

	SUB-TOTALS	TOTALS
	-----	-----
Gross Depository Balances:		
GENERAL FUND 344	\$ 2,450,160.19	
STAR OHIO 7017	4,063,000.05	
STAR OHIO 3142	2,284,206.34	
STAR OHIO 3288	644,305.01	
e-bAY 2135	10.67	
FLEX ACCT 3268	21,807.99	
CAFETERIA FUND 3124	211.34	
STAR PLUS 4275	754,763.60	
ATHLETIC TOURNAMENT 022	17,443.92	
US BANK INVESTMENTS	10,124,910.43	
	-----	
Total Depository Balances (Gross)		\$ 20,360,819.54
Adjustments to Bank Balance:		
Cash in Transit to Bank	\$ 0.00	
Outstanding Checks	212,737.16-	
Adjustments	1,018.25	
\$1,018.25 Merchant		
0		
0		
0		
	-----	
Total Adjustments to Bank Balance		211,718.91-
Investments:		
Treasury Bonds and Notes	\$ 0.00	
Certificate of Deposits	1,798,620.52	
Other Securities	0.00	
Other Investments:		
	-----	
Total Investments		1,798,620.52
Cash on Hand:		
Petty Cash:		
Treasurer's Office	\$ 500.00	
Ross High Athletics	3,450.00	
FMS Office/Concessions/Council	250.00	
School Cafeteria's	663.00	
Elementary/Transportation	1,050.00	
Change Cash:		
Cash with Fiscal Agent	0.00	
	-----	
Total Cash on Hand		5,913.00
		-----
Total Balances		\$ 21,953,634.15
		=====
Total Fund Balance		\$ 21,953,634.15
		=====
Depository Clearance Accounts:		
PAYROLL CHECKING 352	\$ 243,782.46	
	-----	
Total Clearance Account Balances		\$ 243,782.46

-----  
*James E. Estle*  
-----  
Treasurer

# FREMONT CITY SCHOOL DISTRICT *Investment Portfolio*

## *January 2015 Investment Sheet*

### Major Funds

	Term	Interest Rate	Maturity Date	Investment Amount	Monthly Interest
StarOhio	On Demand	0.020%	Daily	\$3,404,375.85	\$281.45
StarOhio - Building	On Demand	0.020%	Daily	\$2,284,100.89	\$123.11
StarOhio - Classroom Facilities	On Demand	0.020%	Daily	\$644,275.27	\$34.73
Star Plus	On Demand	0.200%	Daily	\$754,635.53	\$128.05
Held at U S Bank (See Attached)		Variable	Variable	\$10,124,910.43	\$6,924.38
First Merit - CD	189-Days	0.200%	01/15/15	\$1,000,000.00	\$164.38
TriState Capital Bank - CD	365-Days	0.470%	07/02/15	\$248,000.00	\$95.80
TriState Capital Bank - Cedars CD	365-Days	0.400%	07/02/15	\$250,000.00	\$82.19
Waterford - CD	365-Days	0.399%	11/19/15	\$500,000.00	\$164.06
TriState Capital - Cedars CD	730-Days	0.747%	12/04/16	\$400,000.00	\$245.66

### Minor Funds

Money Market - Pearl Setzler	On Demand	0.330%	Daily	\$27,775.38	\$1.25
CCB-CD-Sara Horn	24-Month	0.250%	09/27/15	\$15,000.00	\$3.08
U S Bank-CD-Dora O'Farrell	24-Month	0.150%	03/05/16	\$1,000.00	\$0.12
U S Bank-CD-Linda Schwartz	24-Month	0.150%	03/05/16	\$3,000.00	\$0.37
U S Bank-CD-Beth Israel	24-Month	0.150%	03/05/16	\$4,500.00	\$0.55
CCB-CD-Gene H. Perry	24-Month	0.250%	04/29/16	\$122,000.00	\$25.07
CCB-CD-Mary Hedrick	36-Month	0.400%	10/30/16	\$1,000.00	\$0.99
CCB-CD-Senior Women	24-Month	0.250%	03/31/16	\$4,500.00	\$0.92
U S Bank-CD-Carolyn Rhodes	36-Month	0.350%	05/18/17	\$53,442.00	\$15.37
U S Bank-CD-Laura Kridler	36-Month	0.350%	05/18/17	\$1,000.00	\$0.29
U S Bank-CD-Edward Forgatsch	36-Month	0.350%	05/18/17	\$4,500.00	\$1.29
U S Bank-CD-American Assoc.	36-Month	0.350%	05/18/17	\$5,000.00	\$1.44
U S Bank-CD-Class of 1950	36-Month	0.350%	06/18/17	\$39,967.00	\$11.50
U S Bank-CD-Margaret Fox	36-Month	0.350%	06/18/17	\$1,000.00	\$0.29
U S Bank-CD-Alex Clark	36-Month	0.350%	06/18/17	\$10,000.00	\$2.88
U S Bank-CD-Pearl Setzler	36-Month	0.350%	06/27/17	\$68,000.00	\$19.56
U S Bank-CD-Howard Nowels	36-Month	0.400%	07/31/17	\$28,935.00	\$9.51
U S Bank-CD-Charles Fox	36-Month	0.350%	10/22/17	\$10,000.00	\$2.88



**RedTree Investment Group**  
**Monthly Investment Report**  
**Fremont City Schools**  
**US Bank Acct #001050970931**  
**Attn: Jim Estle**  
 January 31, 2015

**Monthly Cash Flow Activity**

**From 12-31-14 through 01-31-15**

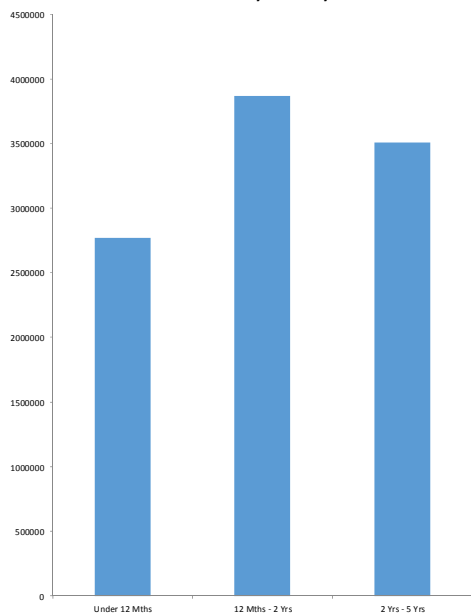
Beginning Book Value	10,124,910.43
Contributions	-
Withdrawals	-
Realized Gains/Losses	-
Gross Interest Earnings	-
Ending Book Value	10,124,910.43

**Market Value Summary**

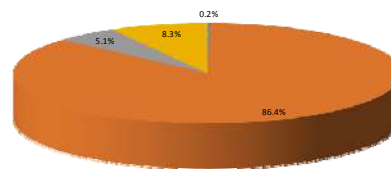
Security Type	Market Value	Pct. Assets	Avg Yield at Cost	Wght Avg Mat
<b>Money Market Fund</b>				
MONEY MARKET FUND	22,444.75	0.2	0.01	0.00
<b>Fixed Income</b>				
U.S. GOVERNMENT AGENCY NOTES	8,771,621.29	86.3	0.75	1.64
U.S. TREASURY NOTES	520,365.56	5.1	0.25	0.74
Accrued Interest	13,084.57	0.1		
<b>Commercial Paper</b>				
COMMERCIAL PAPER	839,916.00	8.3	0.21	0.06
<b>TOTAL PORTFOLIO</b>	<b>10,167,432.17</b>	<b>100.0</b>	<b>0.68</b>	<b>1.46</b>

**Maturity Distribution**

**Distribution by Maturity**



**Security Type Allocation**



**Disclosures:** RedTree's internal accounting system is used as the source of the market value of the information reported above. Although obtained from a source believed to be reliable, we cannot guarantee its accuracy. You should review all account statements provided by the custodian and compare with the statements provided by RedTree.

RedTree Investment Group  
Portfolio Holdings Report  
**Fremont City Schools**  
US Bank Acct #001050970931  
January 31, 2015



Quantity	Cusip	Security Description	Moody's	S&P	Cost Basis	Market Value	Yield at Cost	Wtd Maturity
<b>U.S. GOVERNMENT AGENCY NOTES</b>								
900,000	3134G36G0	Federal Home Ln Mtg 0.350% Due 03-18-15	Aaa	AA+	899,910.00	900,243.90	0.36	0.13
505,000	3134G3J76	Federal Home Ln Mtg 0.450% Due 09-04-15	Aaa	AA+	505,000.00	505,731.24	0.45	0.59
900,000	3135G0VA8	Federal Natl Mtg Assoc 0.500% Due 03-30-16	Aaa	AA+	899,964.00	902,508.30	0.50	1.16
1,070,000	3137EADQ9	Federal Home Ln Mtg 0.500% Due 05-13-16	Aaa	AA+	1,069,539.90	1,072,528.41	0.52	1.28
525,000	3133834R9	Federal Home Ln Bank 0.375% Due 06-24-16	Aaa	AA+	524,148.74	525,216.82	0.46	1.39
1,000,000	3136G05H0	Federal Natl Mtg Assoc 0.700% Due 11-21-16	Aaa	AA+	1,000,000.00	1,000,286.00	0.70	1.79
360,714	3130A0Z45	Federal Home Ln Bank 0.750% Due 11-28-16	Aaa	AA+	360,714.29	360,869.76	0.75	1.81
750,000	3136G1FG9	Federal Natl Mtg Assoc 0.800% Due 02-27-17	Aaa	AA+	750,000.00	750,327.00	0.80	2.05
905,000	3130A1NN4	Federal Home Ln Bank 0.875% Due 05-24-17	Aaa	AA+	902,420.75	910,277.96	0.98	2.29
1,000,000	3137EADH9	Federal Home Ln Mtg 1.000% Due 06-29-17	Aaa	AA+	996,650.00	1,007,179.00	1.10	2.38
835,000	3134G5TM7	Federal Home Ln Mtg 1.420% Due 12-29-17	Aaa	AA+	835,000.00	836,452.90	1.42	2.84
	Accrued Interest					12,750.59		
					8,743,347.68	8,784,371.88	0.75	1.64
<b>U.S. TREASURY NOTES</b>								
520,000	912828WB2	US Treasury Note 0.250% Due 10-31-15	Aaa	AA+	520,000.00	520,365.56	0.25	0.74
	Accrued Interest					333.98		
					520,000.00	520,699.54	0.25	0.74
<b>COMMERCIAL PAPER</b>								
840,000	89233HPP3	Toyota Motor Credit 0.210% Due 02-23-15	P-1	A-1+	839,118.00	839,916.00	0.21	0.06
<b>MONEY MARKET FUND</b>								
	USBMMF	First American Treasury Obligations Fund			22,444.75	22,444.75	0.01	
<b>TOTAL PORTFOLIO</b>					<b>10,124,910.43</b>	<b>10,167,432.17</b>	<b>0.68</b>	<b>1.46</b>

-- Options Summary --

Summary or detail report? (S,D) D  
Output file: FINSUM.TXT  
Print options page? (Y,N) Y  
Generate FINDET report for comparison? (Y,N) N  
!Sort options: FS  
Include funds with zero balances in all fields? (Y,N) Y  
Include future encumbrance amounts? (Y,N) N

BAT\_FINSUM executed by FREMONT\_NC on node NOECA3:: at 5-FEB-2015 11:04:24.72

Date: 02/05/2015  
 Time: 11:04 am

FREMONT CITY SCHOOL DISTRICT  
 Financial Report by Fund/SCC

Fund #	Fund Description	FYTD Receipts	MTD Expenditures	FYTD Expenditures	Current Fund Balance	Current Encumbrances	Unencumbered Fund Balance	Bank Code
001 0000	GENERAL FUND							
	6,260,342.74	3,771,385.31	22,794,144.43	3,698,746.59	21,996,581.95	7,057,905.22	444,166.37	6,613,738.85
001 9000	TECHNOLOGY FUND - DISTRICT WIDE							
	0.00	310.50	8,610.50	0.00	25,779.39	17,168.89-	0.00	17,168.89-
001 9001	GENERAL FEE - ATKINSON							
	0.00	100.00	1,625.00	372.68	4,940.30	3,315.30-	2,275.00	5,590.30-
001 9002	GENERAL FEE - CROGHAN							
	0.00	175.00	1,880.00	309.58	4,198.55	2,318.55-	2,601.45	4,920.00-
001 9003	GENERAL FEE - HAYES							
	0.00	0.00	560.00	274.71	4,366.40	3,806.40-	1,389.70	5,196.10-
001 9004	GENERAL FEE - LUTZ							
	7,593.96	75.00	2,275.00	297.43	4,398.24	5,470.72	1,683.16	3,787.56
001 9005	GENERAL FEE - OTIS							
	0.00	25.00	1,050.00	250.00	5,214.84	4,164.84-	2,989.75	7,154.59-
001 9006	GENERAL FEE - STAMM							
	0.00	37.50	1,370.00	624.18	7,563.45	6,193.45-	1,195.06	7,388.51-
001 9007	GENERAL FEE - WASHINGTON							
	4,501.49	0.00	1,675.00	0.00	809.71	5,366.78	1,179.29	4,187.49
001 9008	GENERAL FEE - ATKINSON							
	0.00	0.00	0.00	0.00	0.00	0.00	0.00	0.00
001 9009	GENERAL FEE - CROGHAN							
	0.00	0.00	0.00	0.00	0.00	0.00	0.00	0.00
001 9010	FMS-SIXTH GRADE STUDENT FEES YR 11-12							
	50.00	0.00	0.00	0.00	0.00	50.00	0.00	50.00
001 9013	GENERAL FEE - STAMM							
	0.00	0.00	0.00	0.00	0.00	0.00	0.00	0.00
001 9020	GENERAL FEE - STAMM							
	0.00	0.00	0.00	0.00	0.00	0.00	0.00	0.00
001 9050	ELEMENTARY MUSIC							
	0.00	0.00	0.00	0.00	0.00	0.00	0.00	0.00
001 9100	WORKBOOKS - ROSS							
	756.61	10.50	302.36	0.00	550.00	508.97	110.00	398.97



Date: 02/05/2015  
 Time: 11:04 am

FREMONT CITY SCHOOL DISTRICT  
 Financial Report by Fund/SCC

Page: 2  
 (FINSUM)

Fund #	Fund Description	FYTD Receipts	MTD Expenditures	FYTD Expenditures	Current Fund Balance	Current Encumbrances	Unencumbered Fund Balance	Bank Code
001 9101	ROSS ID TAGS 6,461.08	36.00	893.50	0.00	0.00	7,354.58	1,000.00	6,354.58
001 9102	SAFETY GLASSES - ROSS 40.55	0.00	0.00	0.00	0.00	40.55	0.00	40.55
001 9103	ART FUND - ROSS 1,574.57	205.00	3,845.00	255.94	16,431.37	11,011.80-	1,743.27	12,755.07-
001 9104	HOME ECONOMICS - ROSS 0.00	87.50	751.42	309.03	1,184.07	432.65-	815.93	1,248.58-
001 9105	WOODS - ROSS 0.00	118.00	1,858.20	0.00	2,583.06	724.86-	186.22	911.08-
001 9106	ENERGY & POWER - ROSS 2,638.84	0.00	0.00	0.00	0.00	2,638.84	0.00	2,638.84
001 9107	METALS - ROSS 1,123.74	0.00	0.00	0.00	0.00	1,123.74	0.00	1,123.74
001 9108	COMPUTER TECHNOLOGY - ROSS 7,508.77	28.00	739.00	0.00	149.98	8,097.79	1,000.00	7,097.79
001 9109	PHOTOGRAPHY - ROSS 0.00	0.00	1,460.50	166.66	1,479.61	19.11-	1,633.34	1,652.45-
001 9110	SCIENCE - ROSS 0.00	175.00	5,463.00	166.67	16,466.43	11,003.43-	737.03	11,740.46-
001 9111	BUSINESS - ROSS 1,130.22	37.50	795.00	166.67	866.67	1,058.55	633.33	425.22
001 9112	ENGINEERING DESIGN - ROSS 686.67	0.00	0.00	0.00	0.00	686.67	0.00	686.67
001 9113	MATH/ROSS 1,190.63	32.75	1,035.00	166.67	1,426.91	798.72	1,133.33	334.61-
001 9114	APPLIED MANUFACTURING & TECHNOLOGY 1,428.72	0.00	0.00	0.00	0.00	1,428.72	0.00	1,428.72
001 9115	ROSS PARKING 3,859.58	85.00	4,135.00	0.00	919.57	7,075.01	0.00	7,075.01
001 9116	FIRST AID & SAFETY/ROSS 783.17	0.00	0.00	0.00	0.00	783.17	0.00	783.17

Date: 02/05/2015  
 Time: 11:04 am

FREMONT CITY SCHOOL DISTRICT  
 Financial Report by Fund/SCC

Page: 3  
 (FINSUM)

Fund #	Fund Description	FYTD Receipts	MTD Expenditures	FYTD Expenditures	Current Fund Balance	Current Encumbrances	Unencumbered Fund Balance	Bank Code
001 9117	BIOLOGY AP/ROSS 0.00	0.00	0.00	1,160.33	1,160.33-	0.00	1,160.33-	
001 9118	CHEMISTRY AP/ROSS 1,914.49	0.00	210.00	3,001.90	877.41-	0.00	877.41-	
001 9119	PHYSICS AP/ROSS 1,124.38	0.00	0.00	0.00	1,124.38	0.00	1,124.38	
001 9120	BAND - ROSS 1,585.17	0.00	470.75	2,153.42	97.50-	0.00	97.50-	
001 9121	GOVERNMENT - ROSS 340.98	0.00	0.00	0.00	340.98	0.00	340.98	
001 9122	MUSIC DEPARTMENT CLEANING FEES 348.98	0.00	25.25-	0.00	323.73	0.00	323.73	
001 9123	SCHOOL PLANNERS 285.01	11.00	536.25	0.00	821.26	0.00	821.26	
001 9125	FOREIGN LANGUAGES - ROSS 0.00	47.00	1,647.50	0.00	5,686.00	4,038.50-	133.97	4,172.47-
001 9200	MIDDLE SCHOOL CALCULATORS 0.00	22.50	391.00	0.00	391.00	0.00	391.00	
001 9201	MIDDLE SCHOOL ID TAGS/PLANNERS 0.00	8.25	376.00	0.00	1,859.02	1,483.02-	0.00	1,483.02-
001 9203	ART - MIDDLE SCHOOL 0.00	26.00	1,388.00	0.00	4,287.32	2,899.32-	1,534.76	4,434.08-
001 9205	MATERIALS & PROCESSING - MIDDLE SCHOOL 0.00	40.00	584.00	255.80	4,466.71	3,882.71-	0.00	3,882.71-
001 9206	FMS-CULTURAL CONNECTION-FOREIGN LANGUAGE 0.00	3.00	64.00	0.00	56.00	8.00	0.00	8.00
001 9210	SCIENCE - MIDDLE SCHOOL 0.00	17.50	924.00	0.00	6,030.30	5,106.30-	822.87	5,929.17-
001 9211	CHOIR - MIDDLE SCHOOL 0.00	0.00	50.00	0.00	735.02	685.02-	0.00	685.02-
001 9212	BAND - MIDDLE SCHOOL 0.00	71.88	617.01	0.00	4,609.36	3,992.35-	253.26	4,245.61-

Date: 02/05/2015  
 Time: 11:04 am

FREMONT CITY SCHOOL DISTRICT  
 Financial Report by Fund/SCC

Fund #	Fund Description	FYTD Receipts	MTD Expenditures	FYTD Expenditures	Current Fund Balance	Current Encumbrances	Unencumbered Fund Balance	Bank Code
001 9213	INDUSTRIAL TECH - MIDDLE SCHOOL	0.00	0.00	1,448.07	987.07-	566.40	1,553.47-	
	0.00 26.00	461.00						
001 9214	COMPUTER & KEYBOARDING - MIDDLE SCHOOL	1,772.05	0.00	0.00	1,832.05	0.00	1,832.05	
001 9216	ORCHESTRA - MIDDLE SCHOOL	267.79	0.00	1,347.18	604.89-	830.00	1,434.89-	
001 9217	LANGUAGE ARTS FEES - FMS	0.00	0.00	777.06	674.06-	220.94	895.00-	
001 9218	SOCIAL STUDIES-FMS	0.00	0.00	936.03	832.03-	61.97	894.00-	
001 9219	MATH FEES - FMS	0.00	0.00	722.20	619.20-	275.80	895.00-	
001 9220	MUSIC-GUITAR FMS	0.00	0.00	661.70	541.70-	308.30	850.00-	
001 9300	BUS PURCHASES - STATE MONIES	0.00	0.00	0.00	0.00	0.00	0.00	
001 9301	HANDICAPPED BUS PURCHASES - STATE MONIES	0.00	0.00	0.00	0.00	0.00	0.00	
001 9302	BUS PURCHASES - LOCAL	4,050.00	0.00	0.00	4,050.00	0.00	4,050.00	
001 9303	MEDICAID SCHOOL PROGRAM	455,554.74	11,474.40	77,861.42	446,445.69	14,492.01	431,953.68	
	21,208.07	68,752.37						
001 9304	TAX ABATEMENT	5,282,003.85	10,487.54	210,766.86	5,080,356.99	38,776.96	5,041,580.03	
001 9305	AUCTION FUNDING	50,151.70	0.00	3,492.74	46,658.96	0.00	46,658.96	
001 9306	CASINO REVENUE	174,966.89	31,002.26	63,611.96	323,607.36	45,682.64	277,924.72	
	105,274.98	212,252.43						
001 9600	BAND - ROSS	0.00	1,521.77	15,290.05	6,688.88-	1,602.82	8,291.70-	
	194.75	8,601.17						
001 9601	ELEMENTARY BAND - DISTRICT WIDE	170.00	0.00	0.00	270.00	0.00	270.00	
	0.00	100.00						

Date: 02/05/2015  
 Time: 11:04 am

FREMONT CITY SCHOOL DISTRICT  
 Financial Report by Fund/SCC

Page: 5  
 (FINSUM)

Fund #	Fund Description	FYTD Receipts	MTD Expenditures	FYTD Expenditures	Current Fund Balance	Current Encumbrances	Unencumbered Fund Balance	Bank Code
001 9602	ELEMENTARY ORCHESTRA - DISTRICT WIDE	740.00	0.00	0.00	1,200.00	0.00	1,200.00	
001 9603	ORCHESTRA - ROSS	553.68	0.00	336.14	788.29	705.00	83.29	
001 9604	CHOIR - ROSS	0.00	0.00	515.48	462.98-	1,135.25	1,598.23-	
002 9004	NOTE - INCOME TAX	300.67	0.00	0.00	300.67	0.00	300.67	
002 9800	2008 ENP	770,635.75	856,858.13	1,231,308.91	197,336.95	0.00	197,336.95	
003 0000	PERMANENT IMPROVEMENT FUND	297,301.98	11,074.00	270,375.92	481,043.34	24,300.00	456,743.34	
003 9000	P I BUS FUND	135,000.00	0.00	0.00	135,000.00	0.00	135,000.00	
003 9001	STADIUM	292,000.00	0.00	0.00	292,000.00	0.00	292,000.00	
003 9002	ATHLETIC RESURFACING FUND	20,000.00	0.00	0.00	20,000.00	0.00	20,000.00	
003 9003	WEIGHT ROOM FUND	1.00	0.00	22,068.00	22,067.00-	0.00	22,067.00-	
003 9004	VEHICLE FUND - NON BUS	9,950.00	0.00	3,550.00	6,400.00	0.00	6,400.00	
003 9005	POOL EQUIPMENT	791.77	2,839.99	23,723.14	22,931.37-	0.00	22,931.37-	
003 9012	SCOREBOARD FUND	0.00	0.00	0.00	0.00	0.00	0.00	
003 9013	RETAINED INTEREST	3.11	0.00	0.00	3.11	0.00	3.11	
003 9414	OHIO FACILITIES CONSTRUCTION COMMISSION GRANT	0.00	0.00	3,397.00	0.00	0.00	0.00	
004 9800	2008 ENP BUILDING FUND	1,028.55	0.00	0.00	1,028.55	0.00	1,028.55	

Date: 02/05/2015  
 Time: 11:04 am

FREMONT CITY SCHOOL DISTRICT  
 Financial Report by Fund/SCC

Fund #	Fund Description	FYTD Receipts	MTD Expenditures	FYTD Expenditures	Current Fund Balance	Current Encumbrances	Unencumbered Fund Balance	Bank Code
006 0000	FOOD SERVICE FUND							
	1,763,492.79	40,688.44	634,152.98	179,325.14	1,001,265.35	1,396,380.42	136,942.09	1,259,438.33
006 9009	SCHOOL BREAKFAST GRANT							
	1,000.00	0.00	0.00	0.00	0.00	1,000.00	0.00	1,000.00
006 9014	FARM TO SCHOOL GRANT							
	0.00	0.00	0.00	0.00	0.00	0.00	0.00	0.00
006 932N	ARRA CAFETERIA EQUIPMENT ASSISTANCE							
	0.00	0.00	0.00	0.00	0.00	0.00	0.00	0.00
007 9000	A C NICHOLS CHARITABLE TRUST							
	8,036.38	0.00	0.00	0.00	0.00	8,036.38	0.00	8,036.38
007 9035	PEARL SETZLER TRUST FUND							
	96,852.95	1.14	509.06	0.00	0.00	97,362.01	0.00	97,362.01
007 9050	DORA O'FARRELL ART SCHOLARSHIP FUND							
	1,000.00	0.00	0.00	0.00	0.00	1,000.00	0.00	1,000.00
007 9103	SARA HORN MEMORIAL SCHOLARSHIP							
	20,637.68	0.00	0.00	0.00	0.00	20,637.68	0.00	20,637.68
007 9104	SARA HORN MEMORIAL SCHOLARSHIP INTEREST							
	58.08	0.00	18.80	0.00	39.00	37.88	0.00	37.88
007 9105	SENIOR WOMEN'S SERVICE AWARD							
	4,761.00	0.00	0.00	0.00	39.00-	4,800.00	0.00	4,800.00
007 9106	SENIOR WOMEN'S SERVICE AWARD INTEREST							
	0.00	0.00	5.65	0.00	0.00	5.65	0.00	5.65
007 9150	DORA O'FARRELL ART SCHOLARSHIP INTEREST							
	712.02	0.00	0.76	0.00	0.00	712.78	0.00	712.78
007 9201	LAURA KRIDLER TRUST FUND							
	1,000.00	0.00	0.00	0.00	0.00	1,000.00	0.00	1,000.00
007 9202	MARGARET FOX TRUST FUND							
	1,000.00	0.00	0.00	0.00	0.00	1,000.00	0.00	1,000.00
007 9206	BERTHA YOUNGMAN TRUST FUND							
	1,000.00	0.00	0.00	0.00	0.00	1,000.00	0.00	1,000.00
007 9207	IMOGENE FORSYTH TRUST FUND							
	500.00	0.00	0.00	0.00	0.00	500.00	0.00	500.00

Date: 02/05/2015  
 Time: 11:04 am

FREMONT CITY SCHOOL DISTRICT  
 Financial Report by Fund/SCC

Page: 7  
 (FINSUM)

Fund #	Fund Description	FYTD Receipts	MTD Expenditures	FYTD Expenditures	Current Fund Balance	Current Encumbrances	Unencumbered Fund Balance	Bank Code
007 9601	LAURA KRIDLER TRUST INTEREST 41.25                      0.00	1.76	0.00	0.00	43.01	0.00	43.01	
007 9602	MARGARET FOX INTEREST 1,239.69                    0.00	1.75	0.00	0.00	1,241.44	0.00	1,241.44	
008 9101	GENE H. PERRY SCHOLARSHIP 124,170.05                   0.00	0.00	0.00	0.00	124,170.05	0.00	124,170.05	
008 9102	GENE H. PERRY SCHOLARSHIP INTEREST 498.01                      76.90	229.86	0.00	0.00	727.87	0.00	727.87	
008 9203	MARY HEDRICK TRUST FUND 1,000.00                    0.00	0.00	0.00	0.00	1,000.00	0.00	1,000.00	
008 9204	LINDA SCHWARTZ TRUST FUND 3,000.00                    0.00	0.00	0.00	0.00	3,000.00	0.00	3,000.00	
008 9205	CHARLES FOX TRUST FUND 10,000.00                   0.00	0.00	0.00	0.00	10,000.00	0.00	10,000.00	
008 9400	EDWARD L. FORGATSCH SCHOLARSHIP FUND 4,500.00                    0.00	0.00	0.00	0.00	4,500.00	0.00	4,500.00	
008 9401	BETH ISRAEL CONGREGATION AWARD 4,500.00                    0.00	0.00	0.00	0.00	4,500.00	0.00	4,500.00	
008 9407	G. ALEX CLARK SCHOLARSHIP 10,000.00                   0.00	0.00	0.00	0.00	10,000.00	0.00	10,000.00	
008 9501	CLASS OF 1950 SCHOLARSHIP FUND 40,317.18                   0.00	0.00	0.00	0.00	40,317.18	0.00	40,317.18	
008 9508	AMERICAN ASSOC OF UNIV WOMEN - PRINCIPAL 5,000.00                    0.00	0.00	0.00	0.00	5,000.00	0.00	5,000.00	
008 9599	HOWARD W. NOWELS FOUNDATION 28,935.08                   0.00	0.00	0.00	0.00	28,935.08	0.00	28,935.08	
008 9600	EDWARD FORGATSCH SCHOLARSHIP INTEREST 50.39                        0.00	7.95	0.00	0.00	58.34	0.00	58.34	
008 9601	BETH ISRAEL CONGREGATION INTEREST 5.49                         0.00	3.43	0.00	0.00	8.92	0.00	8.92	
008 9603	MARY HEDRICK INTEREST 687.64                      1.01	3.02	0.00	0.00	690.66	0.00	690.66	

Date: 02/05/2015  
 Time: 11:04 am

FREMONT CITY SCHOOL DISTRICT  
 Financial Report by Fund/SCC

Page: 8  
 (FINSUM)

Fund #	Fund Description	FYTD Receipts	MTD Expenditures	FYTD Expenditures	Current Fund Balance	Current Encumbrances	Unencumbered Fund Balance	Bank Code	
008 9604	LINDA SCHWARTZ SCHOLARSHIP INTEREST	8.14	0.00	2.28	100.00-	100.00-	110.42	0.00	110.42
008 9605	CHARLES FOX SCHOLARSHIP INTEREST	5,461.68	2.97	27.21	0.00	0.00	5,488.89	0.00	5,488.89
008 9607	G. ALEX CLARK SCHOLARSHIP INTEREST	103.07	0.00	17.56	0.00	0.00	120.63	0.00	120.63
008 9608	AMERICAN ASSOC OF UNIV WOMEN - INTEREST	61.22	0.00	11.67	0.00	0.00	72.89	0.00	72.89
008 9699	HOWARD NOWELS FOUNDATION INTEREST	41.30	0.00	42.66	0.00	0.00	83.96	0.00	83.96
008 9701	CLASS OF 1950 SCHOLARSHIP INTEREST	122.75	0.00	70.17	0.00	0.00	192.92	0.00	192.92
008 9801	CAROLYN RHODES SCHOLARSHIP FUND	70,558.28	0.00	7,228.32	0.00	0.00	77,786.60	0.00	77,786.60
008 9901	CAROLYN RHODES - INTEREST	529.99	0.00	94.34	0.00	0.00	624.33	0.00	624.33
010 9800	2008 ENP CLASSROOM FAC.- STATE	697,437.27	0.00	0.00	0.00	43,824.74	653,612.53	0.00	653,612.53
010 9801	2008 CLASSROOM FAC. INTEREST - STATE	4,834.30	29.74	174.43	0.00	0.00	5,008.73	0.00	5,008.73
010 9802	2008 ENP CLASSROOM FAC. - LOCAL	1,887,326.32	0.00	0.00	0.00	0.00	1,887,326.32	0.00	1,887,326.32
010 9803	2008 CLASSROOM FAC. INTEREST - LOCAL	387,917.67	105.45	618.43	0.00	0.00	388,536.10	0.00	388,536.10
010 9804	RETAINED EARNINGS	1.23	0.00	0.00	0.00	0.00	1.23	0.00	1.23
014 0000	INTERNAL SERVICE ROTARY FUND	147.39	0.00	0.00	0.00	0.00	147.39	0.00	147.39
018 9000	LEARNING RESOURCE CENTER	29.77	0.00	0.00	0.00	0.00	29.77	0.00	29.77
018 9001	ELEMENTARY CURRICULUM	3,326.44	0.00	0.00	0.00	0.00	3,326.44	0.00	3,326.44

Date: 02/05/2015  
 Time: 11:04 am

FREMONT CITY SCHOOL DISTRICT  
 Financial Report by Fund/SCC

Page: 9  
 (FINSUM)

Fund #	Fund Description	FYTD Receipts	MTD Expenditures	FYTD Expenditures	Current Fund Balance	Current Encumbrances	Unencumbered Fund Balance	Bank Code	
018 9003	SUPERINTENDENT - CAMPUS WEAR	815.95	0.00	1,500.00	0.00	1,560.00	755.95	100.00	655.95
018 9004	FMS PAVER PROJECT	1,115.00	0.00	0.00	0.00	0.00	1,115.00	0.00	1,115.00
018 9013	ESL PROGRAM-DONATION-VOCES UNIDAS	500.00	0.00	0.00	0.00	0.00	500.00	0.00	500.00
018 9100	ROSS HIGH LIBRARY	748.77	6.99	73.90	0.00	141.52	681.15	0.00	681.15
018 9101	EXCELLENCE REWARD PROGRAM - ROSS HIGH	1,121.94	0.00	1,850.00	0.00	1,976.09	995.85	0.00	995.85
018 9102	COMMUNITY DONATIONS - ROSS	2,830.35	1,678.12	2,677.91	0.00	659.39	4,848.87	562.50	4,286.37
018 9103	COLLEGE TESTING - ROSS	1,082.74	13.00	433.00	0.00	419.00	1,096.74	0.00	1,096.74
018 9104	MAKE A DIFFERENCE CLUB - ROSS	2.33	0.00	0.00	0.00	0.00	2.33	0.00	2.33
018 9199	E-RATE GRANT FUND	198,559.52	94.00	96,575.38	4,664.87	139,461.88	155,673.02	9,310.32	146,362.70
018 9200	MS LIBRARY	2,108.30	2.00	116.34	0.00	1,152.63	1,072.01	75.86	996.15
018 9201	YOUTH ASSET TEAM - MIDDLE SCHOOL	147.01	0.00	0.00	0.00	0.00	147.01	0.00	147.01
018 9203	FMS DONATION FUND	265.00	0.00	0.00	0.00	196.14	68.86	60.32	8.54
018 9300	ATKINSON LIBRARY	1,855.53	0.00	3,151.69	0.00	2,746.92	2,260.30	0.00	2,260.30
018 9303	PRINCIPAL'S ACCOUNT/ATKINSON	4,777.59	485.02	1,762.31	122.54-	1,648.56	4,891.34	409.86	4,481.48
018 9304	MAKE A DIFFERENCE-ATKINSON	320.86	0.00	151.05	0.00	300.00	171.91	0.00	171.91
018 9305	ART FUND - ATKINSON	0.00	0.00	440.50	0.00	0.00	440.50	0.00	440.50



Date: 02/05/2015  
 Time: 11:04 am

FREMONT CITY SCHOOL DISTRICT  
 Financial Report by Fund/SCC

Page: 10  
 (FINSUM)

Fund #	Fund Description	FYTD Receipts	MTD Expenditures	FYTD Expenditures	Current Fund Balance	Current Encumbrances	Unencumbered Fund Balance	Bank Code
018 9306	ART FUND - CROGHAN	0.00	0.00	0.00	0.00	0.00	0.00	
018 9307	ART FUND - WASHINGTON	0.00	0.00	0.00	0.00	0.00	0.00	
018 9400	CROGHAN LIBRARY	1,105.18	6.99	6.99	0.00	957.18	154.99	154.99
018 9404	PRINCIPAL'S ACCOUNT/CROGHAN	2,592.00	580.11	580.11	0.00	1,017.27	2,154.84	781.90
018 9500	HAYES LIBRARY	792.33	0.00	3,114.07	0.00	2,769.16	1,137.24	0.00
018 9505	PRINCIPAL'S ACCOUNT/HAYES	1,615.42	0.00	190.91	335.50	641.80	1,164.53	100.00
018 9506	HAYES - MAKE A DIFFERENCE CLUB	5,484.02	0.00	0.00	131.78	931.85	4,552.17	1,068.22
018 9600	LUTZ LIBRARY	2,260.40	0.00	5,210.23	0.00	4,439.69	3,030.94	0.00
018 9606	PRINCIPAL'S ACCOUNT/LUTZ	6,835.08	607.26	607.26	0.00	866.08	6,576.26	0.00
018 9700	OTIS LIBRARY	1,304.35	0.00	4,236.40	863.08	4,292.74	1,248.01	146.00
018 9707	PRINCIPAL'S ACCOUNT/OTIS	793.00	672.96	672.96	0.00	0.00	1,465.96	0.00
018 9800	STAMM LIBRARY	119.64	0.00	4,274.36	0.00	3,447.45	946.55	0.00
018 9808	PRINCIPAL'S ACCOUNT/STAMM	6,835.72	755.90	755.90	100.00	532.95	7,058.67	0.00
018 9900	WASHINGTON LIBRARY	430.99	27.20	4,000.20	116.66	3,604.13	827.06	0.00
018 9904	WASHINGTON - MAKE A DIFFERENCE	158.38	0.00	0.00	0.00	50.00	108.38	0.00
018 9905	MAKE A DIFFERENCE - FREMONT MIDDLE SCHOOL	73.54	0.00	0.00	0.00	0.00	73.54	0.00

Date: 02/05/2015  
 Time: 11:04 am

FREMONT CITY SCHOOL DISTRICT  
 Financial Report by Fund/SCC

Page: 11  
 (FINSUM)

Fund #	Fund Description	FYTD Receipts	MTD Expenditures	FYTD Expenditures	Current Fund Balance	Current Encumbrances	Unencumbered Fund Balance	Bank Code
018 9909	PRINCIPAL'S ACCOUNT/WASHINGTON							
	3,255.86	286.71	331.46	175.00	850.42	2,736.90	136.29	2,600.61
018 9999	TECHNOLOGY							
	200.02	0.00	69.55	0.00	0.00	269.57	0.00	269.57
019 9000	TAX ABATEMENT							
	0.00	0.00	0.00	0.00	0.00	0.00	0.00	0.00
019 9001	HEINZ MENTORING GRANT							
	275.35	0.00	0.00	0.00	0.00	275.35	0.00	275.35
019 9002	BUCKEYE HEALTHY SCHOOL ALLIANCE GRANT							
	0.00	0.00	0.00	0.00	0.00	0.00	0.00	0.00
019 9003	SCHOOL GRANTS FOR HEALTHY KIDS							
	1,444.42	0.00	0.00	0.00	0.00	1,444.42	0.00	1,444.42
019 9007	EDUCATION TO REDUCE RISKY BEHAVIORS IN YOUTH							
	0.00	0.00	0.00	0.00	0.00	0.00	0.00	0.00
019 9015	Martha Holden Jennings Grant							
	0.00	0.00	5,242.00	0.00	975.00	4,267.00	4,173.45	93.55
019 9114	KINDER ACADEMY - UNITED WAY							
	307.71	0.00	0.00	0.00	132.22	175.49	175.49	0.00
019 9115	PROJECT ATTEND - UNITED WAY							
	3,773.97	393.91	2,757.30	429.26	1,332.45	5,198.82	279.95	4,918.87
019 9116	ACE MENTORING - UNITED WAY							
	1,153.41	368.78	2,581.50	33.95	2,211.71	1,523.20	771.80	751.40
019 9117	PARENT/COMMUNITY INVOLVEMENT-UNITED WAY							
	0.00	182.45	1,277.15	0.00	0.00	1,277.15	900.00	377.15
019 9201	FUEL UP TO PLAY 60 - ROSS							
	224.31	0.00	0.00	0.00	0.00	224.31	0.00	224.31
019 9202	FUEL UP TO PLAY 60 - STAMM							
	962.36	0.00	0.00	0.00	0.00	962.36	0.00	962.36
019 9203	FUEL UP TO PLAY 60 - WASHINGTON							
	691.06	0.00	0.00	0.00	0.00	691.06	0.00	691.06
019 9301	FMS YOUTH ASSET TEAM 1							
	0.00	0.00	350.00	0.00	0.00	350.00	350.00	0.00

Date: 02/05/2015  
 Time: 11:04 am

FREMONT CITY SCHOOL DISTRICT  
 Financial Report by Fund/SCC

Page: 12  
 (FINSUM)

Fund #	Fund Description	FYTD Receipts	MTD Expenditures	FYTD Expenditures	Current Fund Balance	Current Encumbrances	Unencumbered Fund Balance	Bank Code
019 9302	FMS YOUTH ASSET TEAM 2 37.34	0.00	0.00	27.96	359.38	350.00	9.38	
019 9800	HIGH SCHOOLS THAT WORK 2,959.60	0.00	0.00	0.00	2,959.60	0.00	2,959.60	
022 9300	ATHLETIC TOURNAMENT ACCOUNT 9,461.61	1,426.00	6,258.30	18,525.25	14,076.40	0.00	14,076.40	
022 9320	MIDDLE SCHOOL STAFF FUND 0.00	0.00	0.00	0.00	0.00	0.00	0.00	
022 9321	"DENIM DROP"/MIDDLE SCHOOL STAFF 12.23	0.00	0.00	428.00	184.23	0.00	184.23	
022 9360	ROSS HIGH FACULTY FUND 580.63	146.50	0.00	240.00	856.98	72.00	784.98	
022 9999	UNCLAIMED MONIES 636.91	0.00	0.00	97.03	636.91	0.00	636.91	
024 0000	SELF-INSURANCE PROGRAM 555,302.49	391,524.41	476,213.39	2,901,693.36	362,187.58	57,035.00	305,152.58	
024 9000	FLEX BENEFITS 13,336.41	14,910.26	27,248.76	94,987.66	20,667.35	0.00	20,667.35	
027 0000	WORKMANS COMP.-SELF INS 435,165.54	7,233.32	1,935.00	7,027.00	601,299.52	4,515.00	596,784.52	
031 0000	UNDERGROUND STORAGE TANKS 11,000.00	0.00	0.00	0.00	11,000.00	0.00	11,000.00	
034 0000	CLASSROOM FAC. MAINT. 1,459,002.14	0.00	0.00	70,937.16	1,388,064.98	16,102.95	1,371,962.03	
200 9100	A CAPPELLA CHOIR 4,569.39	644.00	0.00	977.00	5,339.24	444.00	4,895.24	
200 9101	AMERICAN FIELD SERVICE 279.98	0.00	0.00	44.90	235.08	450.00	214.92-	
200 9102	YEARBOOK - ROSS ANNUAL 15,725.03	698.00	0.00	22,000.00	2,449.53	0.00	2,449.53	
200 9103	ART CLUB 2,325.38	0.00	0.00	146.49	2,715.89	631.76	2,084.13	

Date: 02/05/2015  
 Time: 11:04 am

FREMONT CITY SCHOOL DISTRICT  
 Financial Report by Fund/SCC

Page: 13  
 (FINSUM)

Fund #	Fund Description	FYTD Receipts	MTD Expenditures	FYTD Expenditures	Current Fund Balance	Current Encumbrances	Unencumbered Fund Balance	Bank Code
200 9104	FREMONT ROSS BAND	450.00	0.00	3,535.00	1,037.70	0.00	1,037.70	
	4,122.70 200.00							
200 9105	INTERNATIONAL RELATIONS CLUB-ROSS	0.00	0.00	0.00	2,046.44	0.00	2,046.44	
	2,046.44 0.00							
200 9106	FUTURE TEACHERS OF AMERICA-ROSS	0.00	0.00	0.00	284.92	0.00	284.92	
	284.92 0.00							
200 9107	CHATTER	775.00	231.00	693.00	83.68	0.00	83.68	
	1.68 175.00							
200 9108	MULTI-MEDIA CLUB - ROSS	976.00	96.80	638.97	352.49	150.24	202.25	
	15.46 0.00							
200 9109	DRAMA CLUB	1,432.00	0.00	962.75	2,297.09	105.81	2,191.28	
	1,827.84 0.00							
200 9110	FRENCH CLUB/ROSS	256.00	0.00	299.11	3,062.52	168.20	2,894.32	
	3,105.63 0.00							
200 9111	FUTURE FARMERS OF AMERICA	10,225.06	0.00	10,006.88	2,897.40	639.50	2,257.90	
	2,679.22 0.00							
200 9112	ROSS PEP CLUB	0.00	0.00	0.00	0.00	0.00	0.00	
	0.00 0.00							
200 9113	HEALTH AND WELLNESS	0.00	0.00	0.00	307.88	0.00	307.88	
	307.88 0.00							
200 9114	SPANISH CLUB - ROSS	109.50	0.00	0.00	1,754.59	200.00	1,554.59	
	1,645.09 0.00							
200 9115	KEY CLUB	230.00	0.00	105.00	621.41	240.00	381.41	
	496.41 0.00							
200 9116	NATIONAL HONOR SOCIETY	650.00	0.00	0.00	3,653.64	0.00	3,653.64	
	3,003.64 240.00							
200 9117	ORCHESTRA	344.00	328.00	328.00	526.13	0.00	526.13	
	510.13 0.00							
200 9118	SADD CLUB	0.00	0.00	0.00	335.15	0.00	335.15	
	335.15 0.00							
200 9119	QUIZ BOWL	0.00	0.00	40.70	69.30	59.30	10.00	
	110.00 0.00							

Date: 02/05/2015  
 Time: 11:04 am

FREMONT CITY SCHOOL DISTRICT  
 Financial Report by Fund/SCC

Fund #	Fund Description	FYTD Receipts	MTD Expenditures	FYTD Expenditures	Current Fund Balance	Current Encumbrances	Unencumbered Fund Balance	Bank Code
Begin	MTD Receipts							
200 9120	SCIENCE CLUB-ROSS 1,278.79	0.00	476.00	125.00	347.45	1,407.34	0.00	1,407.34
200 9121	STUDENT COUNCIL-ROSS 1,108.59	0.00	995.00	0.00	1,511.48	592.11	38.24	553.87
200 9122	COMMUNITY DONATIONS 607.17	0.00	0.00	0.00	0.00	607.17	0.00	607.17
200 9123	MEXICO TRIP - ROSS 1,000.03	0.00	0.00	0.00	0.00	1,000.03	0.00	1,000.03
200 9126	BOWLING CLUB - ROSS 569.18	492.00	4,080.00	870.00	3,065.00	1,584.18	455.00	1,129.18
200 9127	CLUB HOCKEY - ROSS HIGH 507.83	425.00	3,038.00	207.50	2,655.81	890.02	1,492.00	601.98-
200 9128	HISPANIC COMMITTEE - ROSS 1,465.72	0.00	109.50	0.00	100.00	1,475.22	0.00	1,475.22
200 9129	ROSS SPRING MUSICAL 5,006.20	15.75	92.75	0.00	0.00	5,098.95	2,100.00	2,998.95
200 9130	Ross Leadership Club 1,054.54	2,154.65	4,051.65	61.50	1,939.82	3,166.37	65.08	3,101.29
200 9131	Photography Club Ross 31.00	0.00	0.00	0.00	31.00	0.00	0.00	0.00
200 9132	FREMONT ROSS DANCE TEAM 76.70	0.00	0.00	0.00	0.00	76.70	0.00	76.70
200 9133	SPEECH AND DEBATE - ROSS 0.00	0.00	1,839.00	550.00	698.00	1,141.00	3,596.84	2,455.84-
200 9134	GAMER'S CLUB 0.00	0.00	0.00	0.00	0.00	0.00	0.00	0.00
200 9140	ROSS CLASS OF 2008 220.92	0.00	0.00	0.00	0.00	220.92	0.00	220.92
200 9141	ROSS CLASS OF 2009 0.00	0.00	0.00	0.00	0.00	0.00	0.00	0.00
200 9142	ROSS CLASS OF 2010 1,269.32	0.00	0.00	0.00	0.00	1,269.32	0.00	1,269.32

Date: 02/05/2015  
 Time: 11:04 am

FREMONT CITY SCHOOL DISTRICT  
 Financial Report by Fund/SCC

Page: 15  
 (FINSUM)

Fund #	Fund Description	FYTD Receipts	MTD Expenditures	FYTD Expenditures	Current Fund Balance	Current Encumbrances	Unencumbered Fund Balance	Bank Code
200 9143	ROSS CLASS OF 2011 1,249.69	0.00	0.00	0.00	1,249.69	0.00	1,249.69	
200 9144	CLASS OF 2012 2,233.41	0.00	0.00	0.00	2,233.41	0.00	2,233.41	
200 9145	CLASS OF 2013 132.54	0.00	0.00	0.00	132.54	0.00	132.54	
200 9146	CLASS OF 2014 3,733.29	0.00	0.00	3,433.29	300.00	0.00	300.00	
200 9147	Class of 2015 4,084.20	0.00	5,375.00	0.00	7,887.24	160.00	7,727.24	
200 9148	CLASS OF 2016 2,193.38	348.50	348.50	0.00	943.62	2,000.00	1,056.38-	
200 9149	CLASS OF 2017 640.00	278.50	293.60	482.60	1,064.39	914.70	149.69	
200 9150	CLASS OF 2018 0.00	0.00	0.00	0.00	294.00	0.00	294.00	
200 9200	JR. HIGH CHESS CLUB 90.31	0.00	0.00	0.00	90.31	0.00	90.31	
200 9201	BUILDER'S CLUB/JR HIGH 313.27	0.00	0.00	0.00	313.27	0.00	313.27	
200 9202	MS MAGAZINE FUND 13,602.03	1,823.25	2,867.65	13,767.56	16,470.34	7,112.50	9,357.84	
200 9203	MS BAND 92.59	0.00	0.00	0.00	211.79	0.00	211.79	
200 9204	MS CHOIR 657.10	0.00	0.00	52.50	604.60	0.00	604.60	
200 9205	OUTDOOR ADVENTURE CLUB/FMS 236.16	0.00	0.00	0.00	236.16	0.00	236.16	
200 9206	MS ORCHESTRA 44.96	0.00	0.00	0.00	44.96	0.00	44.96	
200 9207	ART CLUB/MIDDLE SCHOOL 1,100.77	0.00	0.00	0.00	1,240.77	0.00	1,240.77	

Date: 02/05/2015  
 Time: 11:04 am

FREMONT CITY SCHOOL DISTRICT  
 Financial Report by Fund/SCC

Page: 16  
 (FINSUM)

Fund #	Fund Description	FYTD Receipts	MTD Expenditures	FYTD Expenditures	Current Fund Balance	Current Encumbrances	Unencumbered Fund Balance	Bank Code
200 9208	MS NEWSPAPER 388.86	0.00	0.00	0.00	388.86	0.00	388.86	
200 9209	MS STUDENT COUNCIL 4,400.70	0.00	1,213.07	569.70	2,101.53	3,512.24	2,598.47	913.77
200 9210	HISTORY CLUB - MIDDLE SCHOOL 11,220.73	1,295.10	7,836.45	630.12	5,182.54	13,874.64	800.00	13,074.64
200 9211	MS YEARBOOK 3,061.52	0.00	0.00	0.00	2,329.25	732.27	0.00	732.27
200 9212	YOUTH ASSET - GENERAL FUND 218.62	0.00	534.15	350.35	679.67	73.10	0.00	73.10
200 9214	SPIRIT CLUB - MIDDLE SCHOOL 4,218.46	0.00	5,951.89	95.95	3,488.95	6,681.40	1,561.05	5,120.35
200 9216	FMS QUIZ BOWL TEAM 92.56	0.00	0.00	0.00	0.00	92.56	0.00	92.56
200 9222	FUTURE EDUCATORS/MIDDLE SCHOOL 126.46	0.00	0.00	0.00	0.00	126.46	0.00	126.46
200 9286	DRAMA CLUB/MS 51.67	0.00	0.00	0.00	0.00	51.67	0.00	51.67
300 0000	ATHLETICS 62,081.16	23,319.95	128,859.56	25,053.99	99,454.46	91,486.26	23,730.13	67,756.13
300 9100	PRE-SEASON SALES AND PRE-SALE 12,531.00	0.00	20,930.00	0.00	0.00	33,461.00	0.00	33,461.00
300 9101	ROSS GIRLS BASKETBALL 2,819.07	587.50	4,953.50	0.00	1,109.81	6,662.76	168.00	6,494.76
300 9102	ROSS BOYS BASKETBALL 8,068.14	0.00	1,950.00	0.00	1,126.00	8,892.14	1,950.00	6,942.14
300 9103	ROSS WRESTLING 1,181.50	0.00	2,351.00	496.02	496.02	3,036.48	1,489.50	1,546.98
300 9104	ROSS FOOTBALL 14,993.02	0.00	9,027.31	0.00	23,975.33	45.00	45.00	0.00
300 9105	ROSS TRACK 12,126.95	0.00	0.00	0.00	5,762.08	6,364.87	0.00	6,364.87

Date: 02/05/2015  
 Time: 11:04 am

FREMONT CITY SCHOOL DISTRICT  
 Financial Report by Fund/SCC

Fund #	Fund Description	FYTD Receipts	MTD Expenditures	FYTD Expenditures	Current Fund Balance	Current Encumbrances	Unencumbered Fund Balance	Bank Code
300 9106	ROSS-BOYS TENNIS 0.00	0.00	0.00	0.00	0.00	0.00	0.00	
300 9107	ROSS HIGH - GOLF 1,063.54	0.00	0.00	759.96	878.58	0.00	878.58	
300 9108	ROSS HIGH - CROSS COUNTRY 3,427.05	0.00	0.00	1,445.00	4,082.05	0.00	4,082.05	
300 9109	ROSS HIGH - BOYS SOCCER 166.50	0.00	0.00	861.00	414.12	0.00	414.12	
300 9110	ROSS HIGH BASEBALL 0.00	0.00	0.00	0.00	0.00	0.00	0.00	
300 9111	ROSS HIGH - SWIMMING 6,935.00	0.00	546.00	330.00-	7,265.00	0.00	7,265.00	
300 9112	ROSS HIGH - SOFTBALL 3,115.35	0.00	0.00	292.00-	5,260.76	400.00	4,860.76	
300 9113	ROSS HIGH - GIRLS SOCCER 254.80	0.00	0.00	1,288.00	993.80	0.00	993.80	
300 9114	ROSS - GIRLS TENNIS 0.00	0.00	0.00	0.00	0.00	0.00	0.00	
300 9115	ROSS HIGH - VOLLEYBALL 475.80	0.00	0.00	5,652.50	2,675.30	0.00	2,675.30	
300 9124	ROSS HIGH CHEERLEADING 9,214.29	0.00	0.00	8,825.73	3,186.79	0.00	3,186.79	
300 9200	MIDDLE SCHOOL ATHLETICS 496.17	0.00	0.00	0.00	496.17	0.00	496.17	
300 9213	MIDDLE SCHOOL CHEERLEADING 3,132.60	0.00	0.00	3,418.93	823.87	0.00	823.87	
401 9323	BISHOP HOFFMAN CATHOLIC SCHOOLS 12-13 0.00	0.00	1.55	1.55	1.55-	4.45	6.00-	
401 9423	BISHOP HOFFMAN CATHOLIC SCHOOLS 13-14 141,662.59	0.00	0.00	141,662.59	0.00	0.00	0.00	
401 9523	BISHOP HOFFMAN CATHOLIC SCHOOLS 14-15 0.00	0.00	14,496.05	84,886.84	195,445.84	2,053.57	193,392.27	



Date: 02/05/2015  
 Time: 11:04 am

FREMONT CITY SCHOOL DISTRICT  
 Financial Report by Fund/SCC

Page: 18  
 (FINSUM)

Fund #	Fund Description	FYTD Receipts	MTD Expenditures	FYTD Expenditures	Current Fund Balance	Current Encumbrances	Unencumbered Fund Balance	Bank Code
439 9014	EARLY CHILDHOOD EDUCATION 13-14	0.00	0.00	0.00	0.00	0.00	0.00	
439 9015	EARLY CHILDHOOD EDUCATION 14-15	0.00	6,123.00	48,682.00	6,123.00-	0.00	6,123.00-	
439 9115	EARLY CHILDHOOD EDUCATION 14-15	0.00	3,108.60	26,008.95	3,108.60-	0.00	3,108.60-	
451 9013	OHIO K-12 NETWORK	0.00	0.00	0.00	0.00	0.00	0.00	
451 9014	OHIO K-12 NETWORK	0.00	0.00	4,295.46	0.00	0.00	0.00	
451 9015	OHIO K-12 NETWORK	0.00	8,100.00	0.00	8,100.00	16,200.00	8,100.00-	
499 9010	ODNR CAPITAL IMPROVEMENT GRANT	637.25	0.00	0.00	637.25	0.00	637.25	
499 9114	UNITED WAY PROJECT PASS	741.81	0.00	0.00	741.81	0.00	741.81	
499 9115	UNITED WAY - PROJECT ATTEND	0.00	0.00	0.00	0.00	0.00	0.00	
499 9116	UNITED WAY - MENTORSHIP PROGRAM	0.00	0.00	0.00	0.00	0.00	0.00	
505 9013	TITLE I-C MIGRANT FY13	0.00	0.00	0.00	0.00	0.00	0.00	
505 9014	TITLE I-C MIGRANT FY14	120,398.26	0.00	199,053.63	0.00	0.00	0.00	
505 9015	TITLE I-C MIGRANT 2015	0.00	1,393.09	27,751.17	4,257.26	1,914.34	2,342.92	
506 9013	RACE TO THE TOP FY13	0.00	0.00	0.00	0.00	0.00	0.00	
506 9014	RACE TO THE TOP FY14	47,521.16	0.00	47,521.16	0.00	0.00	0.00	
506 9015	RACE TO THE TOP FY15	0.00	55.10	12,903.85	22,534.76	0.00	22,534.76	

Date: 02/05/2015  
 Time: 11:04 am

FREMONT CITY SCHOOL DISTRICT  
 Financial Report by Fund/SCC

Page: 19  
 (FINSUM)

Fund #	Fund Description	FYTD Receipts	MTD Expenditures	FYTD Expenditures	Current Fund Balance	Current Encumbrances	Unencumbered Fund Balance	Bank Code
506 9113	RttT-Electronic Teacher Evaluation-Online	0.00	0.00	0.00	0.00	0.00	0.00	
506 9114	MY VOICE & CULTURAL COMPETENCY	0.00	43,810.00	0.00	43,810.00	0.00	0.00	
506 9414	RACE TO THE TOP-ENTRY YEAR ARRA EXPEND	1,375.00	0.00	625.00	0.00	1,145.60	854.40	854.40
516 9013	TITLE VI-B IDEA FY 13	0.00	0.00	0.00	0.00	0.00	0.00	0.00
516 9014	TITLE VI-B IDEA FY 14	93,630.62	0.00	5,743.16	0.00	99,373.78	0.00	0.00
516 9015	TITLE VI-B IDEA FY 15	0.00	78,369.93	469,072.39	89,980.15	457,566.38	11,506.01	8,964.69
532 9320	STATE STABILIZATION FUND 10-11	62.11	0.00	0.00	0.00	0.00	62.11	0.00
536 9013	TITLE I-SCHOOL IMPROVEMENT-HAYES SCHOOL	0.00	0.00	0.00	0.00	0.00	0.00	0.00
536 9014	TITLE I-SCHOOL IMPROVEMENT-HAYES SCHOOL	10,960.00	0.00	0.00	0.00	10,960.00	0.00	0.00
536 9015	TITLE I-SCHOOL IMPROVEMENT-HAYES SCHOOL 2015	0.00	2,000.00	28,559.77	6,954.27	24,466.22	4,093.55	205.11
551 9012	TITLE III - LEP FY 12	0.00	0.00	0.00	0.00	0.00	0.00	0.00
551 9013	TITLE II - LEP FY 13	0.00	0.00	0.00	0.00	0.00	0.00	0.00
551 9014	TITLE II - LEP FY 14	10,607.07	0.00	0.00	0.00	10,607.07	0.00	0.00
551 9015	TITLE II - LEP FY 15	0.00	0.00	12,578.67	2,061.01	9,717.94	2,860.73	282.51
572 9013	TITLE I - FY 13	0.00	0.00	0.00	0.00	0.00	0.00	0.00
572 9014	TITLE I - FY 14	151,740.98	0.00	0.00	0.00	151,740.98	0.00	0.00



Date: 02/05/2015  
 Time: 11:04 am

FREMONT CITY SCHOOL DISTRICT  
 Financial Report by Fund/SCC

Fund #	Fund Description	FYTD Receipts	MTD Expenditures	FYTD Expenditures	Current Fund Balance	Current Encumbrances	Unencumbered Fund Balance	Bank Code	
599 9111	21st CENTURY-INNOVATION	4,548.68	0.00	4,542.43	0.00	0.00	0.00		
599 9113	21ST CENTURY-LEARNING FOR A LIFETIME YR1	5,606.69	0.00	11,662.15	0.00	0.00	0.00		
599 9313	21ST CENTURY-LEARNING FOR A LIFETIME YR1	0.00	0.00	66,255.60	16,333.74	81,210.27	14,954.67-	136.54	
599 9414	LOW INCOME POVERTY GRANT	14,570.25	0.00	0.00	1,519.90	10,315.06	4,255.19	266.73	
599 9511	21st CENTURY-INNOVATION	0.00	0.00	39,771.08	9,345.73	46,655.96	6,884.88-	7.71	
GRAND TOTALS:		22,643,087.00	4,737,551.18	30,172,027.67	5,657,112.04	30,861,480.52	21,953,634.15	930,567.04	21,023,067.11

Check#	Check Date	Org Sta	Vendor Paid	Check Amount	Status Date
000028	01/31/2015	M/M	P & A GROUP	20,017.71	
000710	01/05/2015	M/M	WILLIAM BURKETT	372.76	
005300	01/16/2015	W/R	FREMONT CITY BD. OF EDUC	2,712.45	01/23/2015
005301	01/16/2015	W/W	OHSAA	2,723.69	
005302	01/16/2015	W/R	POSTMASTER-FREMONT	9.60	01/22/2015
005303	01/23/2015	W/R	ART BUCCI	65.00	01/26/2015
005304	01/23/2015	W/W	GARY CEBULL	65.00	
005305	01/23/2015	W/R	THOMAS THOMSON	65.00	01/27/2015
005306	01/23/2015	W/W	ERIC HOHMAN	65.00	
005307	01/23/2015	W/R	John Sharp	65.00	01/28/2015
005308	01/23/2015	W/W	Susan Nardecchia	65.00	
005309	01/24/2015	W/R	John Sharp	65.00	01/28/2015
005310	01/24/2015	W/R	ART BUCCI	65.00	01/27/2015
005311	01/24/2015	W/R	THOMAS THOMSON	65.00	01/27/2015
005312	01/24/2015	W/W	GARY CEBULL	65.00	
005313	01/24/2015	W/W	ERIC HOHMAN	65.00	
005314	01/24/2015	W/W	Susan Nardecchia	65.00	
005315	01/27/2015	W/W	THREE RIVERS ATHLETIC	32.50	
005715	01/14/2015	M/M	ELIZABETH DENNINGS	5,000.00	
009949	01/20/2015	M/M	TRACY LYTLE	181.01	
010056	01/20/2015	M/M	KARI HATFIELD	222.07	
010500	01/21/2015	M/M	LINDSAY VANDERVEEN	97.00	
010676	01/21/2015	M/M	RANDALL MACKO	755.21	
012053	01/23/2015	M/M	LINDSAY VANDERVEEN	96.00	
013194	01/26/2015	M/M	KARRIE BUTLER	377.00	
068386	01/03/2015	W/W	SCHOOL EMPLOYEES RETIREMENT	1,396.72	
068387	01/03/2015	W/R	STATE TEACHERS RETIRE.	10,647.30	01/05/2015
068388	01/07/2015	W/R	CROGHAN COLONIAL BANK	4,500.00	01/07/2015
068389	01/07/2015	W/V	PLAZA LANES	70.00	01/14/2015
068390	01/07/2015	W/R	STAR LANES AT THE HARBOR	150.00	01/29/2015
068391	01/07/2015	W/R	PLAZA LANES	105.00	01/26/2015
068392	01/07/2015	W/R	PLAZA LANES	105.00	01/26/2015
068393	01/12/2015	W/R	LINDSEY WATER & SEWER DEPT.	606.90	01/19/2015
068394	01/16/2015	W/W	SCHOOL EMPLOYEES RETIREMENT	1,396.72	
068395	01/13/2015	W/R	RURAL KING	197.23	01/16/2015
068396	01/13/2015	W/R	ACE HARDWARE	605.71	01/19/2015
068397	01/13/2015	W/R	ADKINS SANITATION	93.75	01/26/2015
068398	01/13/2015	W/R	ALL AMERICAN EARMOLD LAB, INC.	85.50	01/20/2015
068399	01/13/2015	W/R	GLOBAL COMPUTER SUPPLIES	289.02	01/29/2015
068400	01/13/2015	W/R	ALL-PRO ELEVATOR	167.50	01/26/2015
068401	01/13/2015	W/R	ATLAS OIL COMPANY	15,218.83	01/15/2015
068402	01/13/2015	W/R	AUTO-TECH COLLISION CENTER INC	780.00	01/16/2015
068403	01/13/2015	W/R	ITSAVVY	472.40	01/19/2015
068404	01/13/2015	W/R	BAIR BROTHERS	3,897.00	01/26/2015
068405	01/13/2015	W/R	SCHOOL SPECIALTY	1,491.13	01/16/2015
068406	01/13/2015	W/R	BENCHMARK PRINTS	694.70	01/19/2015
068407	01/13/2015	W/R	BERNARD FOOD INDUSTRIES, INC.	591.43	01/19/2015
068408	01/13/2015	W/R	REPLACEMENT LIGHT BULBS	89.28	01/22/2015
068409	01/13/2015	W/R	BRICKER & ECKLER LLP	198.00	01/16/2015
068410	01/13/2015	W/R	BUCKEYE EDUCATIONAL SYSTEMS	350.00	01/20/2015
068411	01/13/2015	W/R	BUCKEYE BLEACHER REPAIR	200.00	01/19/2015
068412	01/13/2015	W/R	FLEETPRIDE	732.08	01/19/2015

Check#	Check Date	Org Sta	Vendor Paid	Check Amount	Status Date
068413	01/13/2015	W/R	CHARIOTT FOODS	1,434.50	01/19/2015
068414	01/13/2015	W/R	CITY OF FREMONT	6,205.76	01/19/2015
068415	01/13/2015	W/R	COLOR HAVEN PAINT SUPPLY	31.98	01/19/2015
068416	01/13/2015	W/R	GREAT LAKES BIOMEDICAL	300.00	01/16/2015
068417	01/13/2015	W/R	CONTRACTORS EQUIP RENTAL	53.00	01/19/2015
068418	01/13/2015	W/R	FREMONT UNIFORM SHOPPE	1,120.00	01/19/2015
068419	01/13/2015	W/R	CPI	1,094.25	01/19/2015
068420	01/13/2015	W/R	DOMINOS PIZZA	28.50	01/19/2015
068421	01/13/2015	W/R	AMERIGAS	64.42	01/26/2015
068422	01/13/2015	W/R	ECONOMY PLUMBERS	71.25	01/26/2015
068423	01/13/2015	W/R	ESHLEMAN FARMS	1,020.00	01/20/2015
068424	01/13/2015	W/R	EXPERT TIRE	935.34	01/14/2015
068425	01/13/2015	W/R	FLINN SCIENTIFIC	194.44	01/16/2015
068426	01/13/2015	W/R	FLOWER REAL ESTATE HOLDINGS	350.00	01/27/2015
068427	01/13/2015	W/R	FOLLETT SCHOOL SOLUTIONS	643.15	01/16/2015
068428	01/13/2015	W/V	FREMONT AUTO PARTS	349.46	01/13/2015
068429	01/13/2015	W/R	GRAINGER	448.14	01/26/2015
068430	01/13/2015	W/R	HABITEC SECURITY	125.00	01/19/2015
068431	01/13/2015	W/R	HASSELBACH MEATS	1,363.13	01/26/2015
068432	01/13/2015	W/R	IMAGINATION STATION	335.50	01/14/2015
068433	01/13/2015	W/R	IRMA CELESTINO	114.48	01/16/2015
068434	01/13/2015	W/R	KROGER CO	77.33	01/19/2015
068435	01/13/2015	W/R	LESLIE TIRE SERVICE	9,683.14	01/16/2015
068436	01/13/2015	W/R	LEONARD SAFETY EQUIPMENT	255.80	01/21/2015
068437	01/13/2015	W/R	LOWE'S CO., INC. FREMONT	659.49	01/19/2015
068438	01/13/2015	W/R	NORTH CENTRAL OHIO ESC	1,672.00	01/21/2015
068439	01/13/2015	W/R	RESILITE SPORTS PRODUCTS, INC.	11,074.00	01/19/2015
068440	01/13/2015	W/R	NATIONAL SPEECH & DEBATE	60.00	01/19/2015
068441	01/13/2015	W/R	NEOPOST	218.00	01/19/2015
068442	01/13/2015	W/R	THE NEWS MESSENGER	990.62	01/19/2015
068443	01/13/2015	W/R	NICKEL PAINT & SUPPLY	239.92	01/21/2015
068444	01/13/2015	W/R	NOLLENBERGER TRUCK CENTE	1,302.84	01/19/2015
068445	01/13/2015	W/R	OHIO BCI & I	552.00	01/26/2015
068446	01/13/2015	W/R	OHIO HYDROPHONICS	258.95	01/19/2015
068447	01/13/2015	W/R	AMERICAN ELECTRIC POWER	28,196.43	01/19/2015
068448	01/13/2015	W/R	OHIO SCHOOLS COUNCIL	17,066.35	01/20/2015
068449	01/13/2015	W/R	OHIO STRUCTURES	2,075.00	01/20/2015
068450	01/13/2015	W/R	O.P AQUATICS	2,210.09	01/19/2015
068451	01/13/2015	W/R	ORIENTAL TRADING CO.	131.78	01/20/2015
068452	01/13/2015	W/R	PCM-G	676.65	01/19/2015
068453	01/13/2015	W/R	PEPSI BEVERAGES COMPANY	775.95	01/19/2015
068454	01/13/2015	W/R	PLAZA LANES	702.00	01/26/2015
068455	01/13/2015	W/R	QUILL CORP.	15.60	01/20/2015
068456	01/13/2015	W/R	RAM ENVIROMENTAL TECH	313.80	01/26/2015
068457	01/13/2015	W/R	RED TREE INVESTMENT GROUP	845.04	01/19/2015
068458	01/13/2015	W/R	RED ROOF INN & SUITES	496.02	01/14/2015
068459	01/13/2015	W/R	RIDDELL ALL AMERICAN	3,799.05	01/26/2015
068460	01/13/2015	W/W	ROBERTS AUTO ELECTRIC	315.00	
068461	01/13/2015	W/R	ROOT'S POULTRY	2,310.00	01/16/2015
068462	01/13/2015	W/R	SABROSKE ELECTRIC	311.66	01/15/2015
068463	01/13/2015	W/W	Sadlier-Oxford	23.81	
068464	01/13/2015	W/R	SANDUSKY ELECTRIC	218.79	01/19/2015

Check#	Check Date	Org Sta	Vendor Paid	Check Amount	Status Date
068465	01/13/2015	W/R	REFRIGERATOR SALES	387.33	01/19/2015
068466	01/13/2015	W/R	SCW	96.80	01/19/2015
068467	01/13/2015	W/R	SHEETS SUPPLY	921.18	01/16/2015
068468	01/13/2015	W/R	SHRADER TIRE AND OIL	223.00	01/16/2015
068469	01/13/2015	W/R	SIESEL DISTRIBUTING LLC	1,127.25	01/20/2015
068470	01/13/2015	W/R	SPOONER, INCORPORATED	875.00	01/19/2015
068471	01/13/2015	W/R	STAPLES ADVANTAGE	1,885.00	01/19/2015
068472	01/13/2015	W/R	STANTON'S SHEET MUSIC	577.24	01/16/2015
068473	01/13/2015	W/R	TIFFIN PAPER CO	9,758.79	01/19/2015
068474	01/13/2015	W/R	TOLEDO EDISON CO.	2,923.18	01/15/2015
068475	01/13/2015	W/W	TRACI MCCAUDY	7.45	
068476	01/13/2015	W/R	TRANSPORTATION EQUIP	766.03	01/16/2015
068477	01/13/2015	W/R	TRICO GLASS	153.03	01/19/2015
068478	01/13/2015	W/R	UCR, LLC	849.95	01/26/2015
068479	01/13/2015	W/R	UNIFIRST CORPORATION	165.46	01/20/2015
068480	01/13/2015	W/R	UNITED PARCEL SERVICE	25.97	01/19/2015
068481	01/13/2015	W/R	WAL-MART STORES INC.	100.49	01/21/2015
068482	01/13/2015	W/R	VISA	957.37	01/14/2015
068483	01/13/2015	W/R	WALTERS' BOILER WORKS	275.00	01/15/2015
068484	01/13/2015	W/R	W. W. WILLIAMS MIDWEST, INC.	1,662.00	01/19/2015
068485	01/13/2015	W/R	WILLIE'S SALES & SERVICE	40.35	01/16/2015
068486	01/13/2015	W/R	KIMBALL MIDWEST	433.10	01/16/2015
068487	01/13/2015	W/R	MEDINA COUNTY ESC	35.00	01/20/2015
068488	01/13/2015	W/R	GORDON FOOD SERVICE	148.98	01/19/2015
068489	01/13/2015	W/R	TOFT DAIRY	16,274.43	01/19/2015
068490	01/13/2015	W/R	ALFRED NICKLES BAKERY INC.	2,236.29	01/19/2015
068491	01/13/2015	W/R	DIANA SCHIEWER	11.83	01/27/2015
068492	01/16/2015	W/R	STATE TEACHERS RETIRE.	10,603.62	01/20/2015
068493	01/13/2015	W/R	FREMONT AUTO PARTS	379.93	01/15/2015
068494	01/13/2015	W/R	THE NEWS MESSENGER	169.00	01/19/2015
068495	01/13/2015	W/R	NOLLENBERGER TRUCK CENTE	53.29	01/19/2015
068496	01/13/2015	W/R	QUILL CORP.	50.05	01/20/2015
068497	01/13/2015	W/R	VISA	70.04	01/14/2015
068498	01/14/2015	W/R	COLUMBIA GAS OF OHIO	1,101.71	01/26/2015
068499	01/14/2015	W/R	GORDON FOOD SERVICE	21,271.47	01/14/2015
068500	01/15/2015	W/W	MAKE A WISH FOUNDATION	2,387.35	
068501	01/15/2015	W/R	AMAZON.COM	655.25	01/09/2015
068502	01/15/2015	W/R	A T & T	3,761.84	01/09/2015
068503	01/15/2015	W/R	BEST OFFICE PRODUCTS	159.58	01/09/2015
068504	01/15/2015	W/R	REPUBLIC SERVICES	2,114.22	01/09/2015
068505	01/15/2015	W/R	GRAPHITE PEN & PENCIL CO	253.65	01/09/2015
068506	01/15/2015	W/R	NATIONAL PARTS DEPOT	83.46	01/09/2015
068507	01/15/2015	W/R	AT & T LONG DISTANCE	664.19	01/09/2015
068508	01/15/2015	W/R	TROPHY DEPOT	141.94	01/09/2015
068509	01/15/2015	W/R	VERIZON WIRELESS	1,292.04	01/09/2015
068510	01/15/2015	W/R	AMERICAN EXPRESS	941.60	01/09/2015
068511	01/16/2015	W/R	KROGER CO	61.50	01/19/2015
068512	01/20/2015	W/W	HERITAGE LANES	140.00	
068513	01/20/2015	W/W	PLAZA LANES	105.00	
068514	01/20/2015	W/W	RIVERVIEW LANES	105.00	
068515	01/20/2015	W/R	STAR LANES AT THE HARBOR	105.00	01/29/2015
068516	01/20/2015	W/W	TRI COUNTY LANES	90.00	

Check#	Check Date	Org Sta	Vendor Paid	Check Amount	Status Date
068517	01/20/2015	W/W	TRI COUNTY LANES	105.00	
068518	01/21/2015	W/R	CHAMBER OF COMMERCE	70.00	01/27/2015
068519	01/22/2015	B/B	DANIEL AND DAWN NORD	35.00	
068520	01/22/2015	B/B	TONI MUSSER	40.45	
068521	01/22/2015	B/R	MICHAEL AND ERICA WILLIAMS	35.37	01/28/2015
068522	01/23/2015	W/W	ANDREW POIGNON	261.52	
068523	01/23/2015	W/R	WAL-MART STORES INC.	1,146.35	01/30/2015
068524	01/23/2015	W/R	RHONDA SCHMIDT	845.71	01/28/2015
068525	01/23/2015	W/W	COREY STRAUB	191.35	
068526	01/23/2015	W/R	WAL-MART STORES INC.	384.83	01/30/2015
068527	01/27/2015	W/W	ANGIE SMITH	26.95	
068528	01/27/2015	W/W	KAREN SWARTZ	122.89	
068529	01/27/2015	W/W	AQUIONICS	2,839.99	
068530	01/27/2015	W/W	AQUATIC ADVENTURE OHIO LLC	546.00	
068531	01/27/2015	W/W	ITSAVVY	30.80	
068532	01/27/2015	W/W	BAY TROPHY	527.50	
068533	01/27/2015	W/W	SCHOOL SPECIALTY	1,302.68	
068534	01/27/2015	W/W	BENCHMARK PRINTS	621.60	
068535	01/27/2015	W/R	BOBBY'S TRUCK AND BUS REPAIR	931.32	01/30/2015
068536	01/27/2015	W/W	BSN	53.00	
068537	01/27/2015	W/W	BUCKEYE EDUCATIONAL SYSTEMS	27,070.00	
068538	01/27/2015	W/R	C & W AUTO SUPPLY	123.12	01/30/2015
068539	01/27/2015	W/R	CDW-G	9,660.00	01/30/2015
068540	01/27/2015	W/R	CHARLES E. HARRIS & ASSOCIATES	3,767.50	01/30/2015
068541	01/27/2015	W/R	CLEVELAND TANK & SUPPLY	981.00	01/30/2015
068542	01/27/2015	W/R	CMRS-POC	3,000.00	01/30/2015
068543	01/27/2015	W/W	COLUMBIA GAS OF OHIO	6,091.68	
068544	01/27/2015	W/W	CORPORATE ONE BENEFITS	3,083.00	
068545	01/27/2015	W/R	CROWN BATTERY	163.92	01/30/2015
068546	01/27/2015	W/W	DAMSCHRODER ROOFING INC.	709.00	
068547	01/27/2015	W/W	DOMINOS PIZZA	57.00	
068548	01/27/2015	W/W	DENICE HIRT	23.52	
068549	01/27/2015	W/W	NORTH POINT ESC	3,840.77	
068550	01/27/2015	W/W	FARNHAM EQUIPMENT COMPANY	2,130.00	
068551	01/27/2015	W/R	FAYE EISHEN	111.58	01/29/2015
068552	01/27/2015	W/R	FOLLETT SCHOOL SOLUTIONS	336.59	01/30/2015
068553	01/27/2015	W/W	FORTE MUSIC	75.00	
068554	01/27/2015	W/W	FREMONT ATHLETIC SUPPLY	69.00	
068555	01/27/2015	W/W	FREMONT CYCLE AND FITNESS	6,749.49	
068556	01/27/2015	W/W	FREMONT CANDY & CIGAR CO	100.53	
068557	01/27/2015	W/W	FREMONT PRINTING	94.00	
068558	01/27/2015	W/W	ASPEX SOLUTIONS	761.25	
068559	01/27/2015	W/R	HOUGHTON MIFFLIN HARCOURT	5,309.04	01/30/2015
068560	01/27/2015	W/W	JOSTENS, INC.	17.75	
068561	01/27/2015	W/W	JASON SMITH	348.96	
068562	01/27/2015	W/W	KROGER CO	226.95	
068563	01/27/2015	W/W	LORI FISHER	213.70	
068564	01/27/2015	W/R	LUCKEY FARMERS, INC.	487.50	01/30/2015
068565	01/27/2015	W/W	NORTH CENTRAL OHIO ESC	1,672.00	
068566	01/27/2015	W/W	MCPC IMAGE PRINTING	11,799.37	
068567	01/27/2015	W/W	MCPC IMAGING ASSOCIATION	62.72	
068568	01/27/2015	W/W	MEMORIAL HOSPITAL	125.00	



Check#	Check Date	Org Sta	Vendor Paid	Check Amount	Status Date
068569	01/27/2015	W/R	MICROMAN, INC	2,255.00	01/30/2015
068570	01/27/2015	W/W	MSC INDUSTRIAL SUPPLY CO	128.21	
068571	01/27/2015	W/W	NATURE SEAL INC.	412.07	
068572	01/27/2015	W/W	MAIL FINANCE	396.00	
068573	01/27/2015	W/W	OCCRRA	250.00	
068574	01/27/2015	W/W	OHIO HYDROPHONICS	163.98	
068575	01/27/2015	W/W	AMERICAN ELECTRIC POWER	36,284.08	
068576	01/27/2015	W/W	OSBA	6,468.00	
068577	01/27/2015	W/W	OLE ZIM'S WAGON SHED	300.00	
068578	01/27/2015	W/W	OHIO SCHOOL COUNCIL	1,619.10	
068579	01/27/2015	W/W	OTTO & URBAN FLOWER SHOP	50.00	
068580	01/27/2015	W/W	PCM-G	451.10	
068581	01/27/2015	W/W	POST NET	739.00	
068582	01/27/2015	W/W	Rotary Club of Fremont	155.00	
068583	01/27/2015	W/W	SANDUSKY COUNTY	2,200.00	
068584	01/27/2015	W/W	REFRIGERATOR SALES	115.39	
068585	01/27/2015	W/W	AT&T	4,168.18	
068586	01/27/2015	W/W	SHERRI HENKEL	66.79	
068587	01/27/2015	W/W	SPOONER, INCORPORATED	1,060.00	
068588	01/27/2015	W/R	STAPLES ADVANTAGE	538.75	01/30/2015
068589	01/27/2015	W/W	SUPERBRIGHTS LEDS	286.77	
068590	01/27/2015	W/W	TRACI MCCAUDY	160.23	
068591	01/27/2015	W/W	UNITY SCHOOL BUS PARTS	538.33	
068592	01/27/2015	W/W	UNIFIRST CORPORATION	107.48	
068593	01/27/2015	W/W	WAUSEON HIGH SCHOOL	40.00	
068594	01/27/2015	W/W	JOSEPH WISE FINE CLOCKS	32.00	
068595	01/27/2015	W/R	WSOS	32,414.98	01/30/2015
068596	01/27/2015	W/W	CONNIE CLOSE	67.97	
068597	01/27/2015	W/W	SHELLEY FANNIN	237.51	
068598	01/27/2015	W/W	DIANE FRITZ	20.72	
068599	01/27/2015	W/W	LINDA LONG RN	49.29	
068600	01/27/2015	W/W	PATTERSON POOLS	47.99	
068601	01/27/2015	W/R	DESIREE SUBSARA	76.50	01/30/2015
068602	01/27/2015	W/R	FREMONT CITY BD. OF EDUC	4,880.24	01/28/2015
068603	01/27/2015	W/W	WOLESLAGEL MOVING	80.00	
068604	01/27/2015	W/W	SANDUSKY CO SANATARY ENGINEER	248.64	
068605	01/27/2015	W/W	SHERRY CORTHELL	60.23	
068606	01/27/2015	W/W	KERI VELA	176.01	
068607	01/27/2015	W/W	BARBARA CARVALHO	105.40	
068608	01/27/2015	W/R	MANDI MILLER	62.62	01/29/2015
068609	01/27/2015	W/W	JODY AMOR	44.77	
068610	01/27/2015	W/W	SAMANTHA WOLFE	31.10	
068611	01/27/2015	W/R	BRENT PARKER	31.58	01/29/2015
068612	01/27/2015	W/W	PAULA CULLEN	114.90	
068613	01/27/2015	W/W	JENNA BELDEN	94.52	
068614	01/27/2015	W/W	SUSAN FRYE	424.37	
068615	01/27/2015	W/W	ANN FOLEY	34.31	
068616	01/27/2015	W/W	KAREN CLEMONS	87.15	
068617	01/27/2015	W/R	JAMIE BIECHELER	33.38	01/30/2015
068618	01/27/2015	W/W	SHEREE GIESLER	13.50	
068619	01/27/2015	W/W	ASHLEIGH SWINEHART	32.95	
068620	01/27/2015	W/W	TERRI THOMPSON	65.79	

Check#	Check Date	Org Sta	Vendor Paid	Check Amount	Status Date
068621	01/27/2015	W/R	MEGAN PEUGEOT	164.92	01/30/2015
068622	01/27/2015	W/W	PIRANHA SOLUTIONS	105.00	
068623	01/27/2015	W/W	Janet Koerper	126.10	
068624	01/30/2015	W/W	SCHOOL EMPLOYEES RETIREMENT	1,368.32	
068625	01/30/2015	W/W	STATE TEACHERS RETIRE.	10,603.62	
068626	01/27/2015	W/W	OCCRRA	125.00	
068628	01/28/2015	W/R	CROGHAN COLONIAL BANK	450.00	01/29/2015
068629	01/28/2015	W/W	UTILITY BILLING OFFICE	18,807.89	
068630	01/28/2015	W/W	WAL-MART STORES INC.	88.80	
068631	01/28/2015	W/W	LION CLUB INTERNATIONAL	40.00	
068632	01/29/2015	W/W	METROTEX	379.10	
068633	01/30/2015	W/W	GORDON FOOD SERVICE	25,892.47	
068634	01/30/2015	W/W	A T & T	4,340.71	
068635	01/30/2015	W/W	BASEBALL EXPRESS	247.80	
068636	01/30/2015	W/W	SCHOOL SPECIALTY	100.93	
068637	01/30/2015	W/W	REPUBLIC SERVICES	2,083.53	
068638	01/30/2015	W/W	AT & T LONG DISTANCE	640.69	
068639	01/30/2015	W/W	STAPLES ADVANTAGE	220.13	
068640	01/30/2015	W/W	VERIZON WIRELESS	1,296.85	
068641	01/30/2015	W/W	WAL-MART STORES INC.	836.53	
068642	01/30/2015	W/W	WAL-MART STORES INC.	530.00	
068643	01/30/2015	W/W	CROGHAN COLONIAL BANK	4,500.00	
954430	01/05/2015	M/M	EXPRESS SCRIPTS, INC	457.80	
954431	01/05/2015	M/M	EXPRESS SCRIPTS, INC	9,516.48	
954432	01/05/2015	M/M	VSP VISION PLAN	2,780.64	
954433	01/05/2015	M/M	VSP VISION PLAN	1,945.65	
954434	01/05/2015	M/M	MEDICAL MUTUAL OF OHIO	145,058.30	
954435	01/12/2015	M/M	EXPRESS SCRIPTS, INC	19,196.60	
954436	01/12/2015	M/M	EXPRESS SCRIPTS, INC	405.30	
954437	01/13/2015	M/M	MEDICAL MUTUAL OF OHIO	56,603.86	
954438	01/03/2015	M/M	FREMONT BOE-MEDICAL	535.61	
954439	01/03/2015	M/M	FREMONT BOE-DENTAL	29.84	
954441	01/03/2015	M/M	FREMONT BOE-WC	3,650.11	
954442	01/03/2015	M/M	FREMONT BOE-MEDICARE	9,710.61	
954443	01/09/2015	M/M	FREMONT BOE-MEDICAL	319,762.85	
954444	01/09/2015	M/M	FREMONT BOE-DENTAL	17,094.51	
954445	01/16/2015	M/M	FREMONT BOE-WC	3,078.35	
954446	01/16/2015	M/M	FREMONT BOE-MEDICARE	10,782.98	
954447	01/12/2015	M/M	BANK OF NEW YORK MELLON	856,858.13	
954448	01/13/2015	M/M	FREMONT BOE-MEDICARE	2,567.74	
954449	01/13/2015	M/M	FREMONT BOE-MEDICARE	575.26	
954452	01/15/2015	M/M	CROGHAN COLONIAL BANK	55,334.80	
954454	01/16/2015	M/M	EXPRESS SCRIPTS, INC	11,792.86	
954455	01/16/2015	M/M	EXPRESS SCRIPTS, INC	412.28	
954457	01/21/2015	M/M	MEDICAL MUTUAL OF OHIO	59,065.98	
954458	01/23/2015	M/M	EXPRESS SCRIPTS, INC	46,620.53	
954459	01/23/2015	M/M	EXPRESS SCRIPTS, INC	452.06	
954460	01/25/2015	M/M	GUARDIAN LIFE INSURANCE	4,361.70	
954461	01/28/2015	M/M	MEDICAL MUTUAL OF OHIO	58,458.21	
954462	01/28/2015	M/M	VSP VISION PLAN	180.28	
954463	01/28/2015	M/M	VSP VISION PLAN	487.06	
954464	01/16/2015	M/M	FREMONT BOE-MEDICARE	814.46	

Check#	Check Date	Org Sta	Vendor Paid	Check Amount	Status Date
954465	01/30/2015	M/M	FREMONT BOE-WC	866.08	
954466	01/30/2015	M/M	FREMONT BOE-MEDICARE	3,077.79	
954467	01/30/2015	M/M	FREMONT BOE-WC	2,620.99	
954468	01/30/2015	M/M	FREMONT BOE-MEDICARE	9,583.90	
968526	01/27/2015	W/R	WAL-MART STORES INC.	35.00	01/29/2015
981987	01/02/2015	C/R	FREMONT CITY BD. OF EDUC	960,560.33	01/02/2015
997008	01/09/2015	C/R	FREMONT CITY BD. OF EDUC	60,399.84	01/09/2015
997009	01/16/2015	C/R	FREMONT CITY BD. OF EDUC	810,058.73	01/16/2015
997010	01/09/2015	W/R	OHIO DEPARTMENT OF EDUCATION	190,437.81	01/05/2015
997011	01/09/2015	W/R	MEAL MAGIC CORP	43.56	01/05/2015
997012	01/05/2015	M/M	US BANK	134.46	
997013	01/05/2015	M/M	BANK OF AMERICA	368.42	
997014	01/23/2015	W/R	OHIO DEPARTMENT OF EDUCATION	190,437.78	01/23/2015
997015	01/30/2015	C/R	FREMONT CITY BD. OF EDUC	917,640.85	01/30/2015
997016	01/23/2015	M/M	STRS	217,682.00	
997017	01/23/2015	M/M	SERS	751.43	
997018	01/23/2015	M/M	SERS	63,204.57	
999498	01/02/2015	M/M	STACEY KIMBALL	130.00	
Total Checks Issued				\$ 5,669,469.74	