

“IT TAKES MORE TO BE A LITTLE GIANT
AND MORE IS EXPECTED”

Fremont City Schools

James E. Estle, Treasurer
500 W. State Street, Suite A
Fremont, Ohio 43420

Fiscal Year 2015

Dr. Traci L. McCaudy
Superintendent

James E. Estle
Treasurer

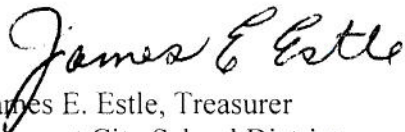
March 13, 2015

Dear Members of the Fremont Board of Education:

The following pages represent the financial status of the Fremont City School District as of February 28, 2015, for all funds submitted for your consideration. Please review the following: Cash Reconciliation, Active Investments Ledger, Self-Funded Insurance Program, Financial Report by Fund and Monthly Check Register.

If you should have any questions or need additional information, please feel free to contact me at (419) 334-5442 (W) or (419) 680-1240 (C).

Respectfully Submitted,



James E. Estle, Treasurer
Fremont City School District

DATE: 03/03/2015
TIME: 16:29

FREMONT CITY SCHOOL DISTRICT
CASH RECONCILIATION AS OF 02/28/2015

PAGE: 1
(USAEMSED)

	SUB-TOTALS	TOTALS
	-----	-----
Gross Depository Balances:		
GENERAL FUND 344	\$ 2,012,785.50	
STAR OHIO 7017	8,527,073.10	
STAR OHIO 3142	2,284,306.15	
STAR OHIO 3288	644,333.16	
e-bAY 2135	10.67	
FLEX ACCT 3268	17,063.61	
CAFETERIA FUND 3124	169.22	
STAR PLUS 4275	754,879.29	
ATHLETIC TOURNAMENT 022	20,521.73	
US BANK INVESTMENTS	10,132,524.05	

Total Depository Balances (Gross)		\$ 24,393,666.48
Adjustments to Bank Balance:		
Cash in Transit to Bank	\$ 0.00	
Outstanding Checks	234,859.82-	
Adjustments	1,458.35	
\$1,458.35 Merchant		
0		
0		
0		

Total Adjustments to Bank Balance		233,401.47-
Investments:		
Treasury Bonds and Notes	\$ 0.00	
Certificate of Deposits	1,798,621.59	
Other Securities	0.00	
Other Investments:		

Total Investments		1,798,621.59
Cash on Hand:		
Petty Cash:		
Treasurer's Office	\$ 500.00	
Ross High Athletics	3,450.00	
FMS Office/Concessions/Council	250.00	
School Cafeteria's	663.00	
Elementary/Transportation	1,050.00	
Change Cash:		
Cash with Fiscal Agent	0.00	

Total Cash on Hand		5,913.00

Total Balances		\$ 25,964,799.60
		=====
Total Fund Balance		\$ 25,964,799.60
		=====
Depository Clearance Accounts:		
PAYROLL CHECKING 352	\$ 286,434.29	

Total Clearance Account Balances		\$ 286,434.29



Treasurer

FREMONT CITY SCHOOL DISTRICT *Investment Portfolio*

February - 2015 Investment Sheet

Major Funds

	Term	Interest Rate	Maturity Date	Investment Amount	Monthly Interest
StarOhio	On Demand	0.020%	Daily	\$8,527,073.10	\$266.56
StarOhio - Building	On Demand	0.020%	Daily	\$2,284,306.15	\$99.81
StarOhio - Classroom Facilities	On Demand	0.020%	Daily	\$644,333.16	\$28.15
Star Plus	On Demand	0.200%	Daily	\$754,879.29	\$115.69
Held at U S Bank (See Attached)		Variable	Variable	\$10,124,910.43	\$0.00
TriState Capital Bank - CD	365-Days	0.470%	07/02/15	\$248,000.00	\$95.80
TriState Capital Bank - Cedars CD	365-Days	0.400%	07/02/15	\$250,000.00	\$82.19
Waterford - CD	365-Days	0.399%	11/19/15	\$500,000.00	\$164.06
TriState Capital - Cedars CD	730-Days	0.747%	12/04/16	\$400,000.00	\$245.66

New Investments

Minor Funds

Money Market - Pearl Setzler	On Demand	0.330%	Daily	\$27,777.59	\$1.07
CCB-CD-Sara Horn	24-Month	0.250%	09/27/15	\$15,000.00	\$3.08
U S Bank-CD-Dora O'Farrell	24-Month	0.150%	03/05/16	\$1,000.00	\$0.12
U S Bank-CD-Linda Schwartz	24-Month	0.150%	03/05/16	\$3,000.00	\$0.37
U S Bank-CD-Beth Israel	24-Month	0.150%	03/05/16	\$4,500.00	\$0.55
CCB-CD-Gene H. Perry	24-Month	0.250%	04/29/16	\$122,000.00	\$25.07
CCB-CD-Mary Hedrick	36-Month	0.400%	10/30/16	\$1,000.00	\$0.99
CCB-CD-Senior Women	24-Month	0.250%	03/31/16	\$4,500.00	\$0.92
U S Bank-CD-Carolyn Rhodes	36-Month	0.350%	05/18/17	\$53,442.00	\$15.37
U S Bank-CD-Laura Kridler	36-Month	0.350%	05/18/17	\$1,000.00	\$0.29
U S Bank-CD-Edward Forgatsch	36-Month	0.350%	05/18/17	\$4,500.00	\$1.29
U S Bank-CD-American Assoc.	36-Month	0.350%	05/18/17	\$5,000.00	\$1.44
U S Bank-CD-Class of 1950	36-Month	0.350%	06/18/17	\$39,967.00	\$11.50
U S Bank-CD-Margaret Fox	36-Month	0.350%	06/18/17	\$1,000.00	\$0.29
U S Bank-CD-Alex Clark	36-Month	0.350%	06/18/17	\$10,000.00	\$2.88
U S Bank-CD-Pearl Setzler	36-Month	0.350%	06/27/17	\$68,000.00	\$19.56
U S Bank-CD-Howard Nowels	36-Month	0.400%	07/31/17	\$28,935.00	\$9.51
U S Bank-CD-Charles Fox	36-Month	0.350%	10/22/17	\$10,000.00	\$2.88

Totals are for memorandum purposes only

\$24,134,123.72

\$1,192.24



RedTree Investment Group
INCOME - SETTLED TRADES
Fremont City Schools
US Bank Acct #001050970931
Attn: Jim Estle
From 02-01-15 Through 02-28-15

<u>Ex-Date</u>	<u>Pay-Date</u>	<u>Security</u>	<u>Amount</u>
U.S. GOVERNMENT AGENCY NOTES			
02-02-2015	02-03-2015	Federal Home Ln Mtg 0.500% Due 05-13-16	1,188.89
02-09-2015	02-10-2015	Federal Natl Mtg Assoc 0.875% Due 02-08-18	-46.67
02-27-2015	02-27-2015	Federal Natl Mtg Assoc 0.800% Due 02-27-17	3,000.00
			<hr/>
			4,142.22
COMMERCIAL PAPER			
02-23-2015	02-23-2015	Toyota Motor Credit 0.210% Due 02-23-15	882.00
			<hr/>
			882.00
NET INCOME			<hr/>
			5,024.22



RedTree Investment Group
PURCHASE AND SALE - SETTLED TRADES
Fremont City Schools
US Bank Acct #001050970931
Attn: Jim Estle
From 02-01-15 To 02-28-15

Trade Date	Settle Date	Quantity	Security	Unit Price	Amount
PURCHASES					
02-09-2015	02-10-2015	960,000	Federal Natl Mtg Assoc 0.875% Due 02-08-18	99.40	954,268.80
					<hr/> 954,268.80
SALES					
02-02-2015	02-03-2015	1,070,000	Federal Home Ln Mtg 0.500% Due 05-13-16	100.20	1,072,129.30
02-23-2015	02-23-2015	840,000	Toyota Motor Credit 0.210% Due 02-23-15	100.00	840,000.00
					<hr/> 1,912,129.30



RedTree Investment Group
REALIZED GAINS AND LOSSES - SETTLED TRADES
Fremont City Schools
US Bank Acct #001050970931
Attn: Jim Estle
From 02-01-15 Through 02-28-15

Open Date	Close Date	Quantity	Security	Cost Basis	Proceeds	Gain Or Loss	
						Short Term	Long Term
11-13-2013	02-03-2015	1,070,000	Federal Home Ln Mtg 0.500% Due 05-13-16	1,069,539.90	1,072,129.30		2,589.40
TOTAL GAINS						0.00	2,589.40
TOTAL LOSSES						0.00	0.00
TOTAL REALIZED GAIN/LOSS						0.00	2,589.40
		2,589.40					



RedTree Investment Group
Monthly Investment Report
Fremont City Schools
US Bank Acct #001050970931
Attn: Jim Estle
 February 28, 2015

Monthly Cash Flow Activity

From 01-31-15 through 02-28-15

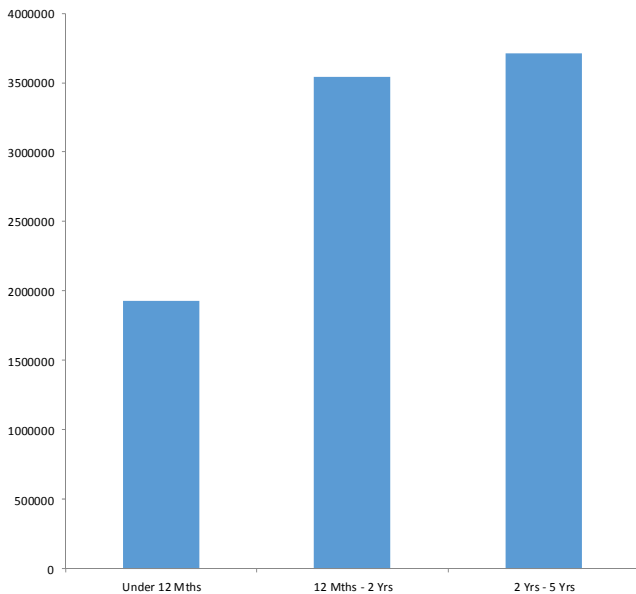
Beginning Book Value	10,124,910.43
Contributions	-
Withdrawals	-
Realized Gains/Losses	2,589.40
Gross Interest Earnings	5,024.22
Ending Book Value	10,132,524.05

Market Value Summary

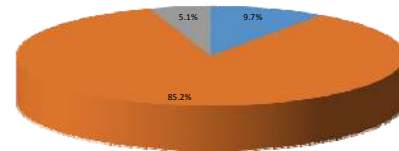
Security Type	Market Value	Pct. Assets	Avg Yield at Cost	Wght Avg Mat
Money Market Fund				
MONEY MARKET FUND	984,447.47	9.7	0.01	0.00
Fixed Income				
U.S. GOVERNMENT AGENCY NOTES	8,646,260.86	85.1	0.81	1.76
U.S. TREASURY NOTES	520,325.00	5.1	0.25	0.67
Accrued Interest	14,343.65	0.1		
TOTAL PORTFOLIO	10,165,376.98	100.0	0.71	1.53

Maturity Distribution

Distribution by Maturity



Security Type Allocation



Disclosures: RedTree's internal accounting system is used as the source of the market value of the information reported above. Although obtained from a source believed to be reliable, we cannot guarantee its accuracy. You should review all account statements provided by the custodian and compare with the statements provided by RedTree.

RedTree Investment Group
Portfolio Holdings Report
Fremont City Schools
US Bank Acct #001050970931
February 28, 2015



Quantity	Cusip	Security Description	Moody's	S&P	Cost Basis	Market Value	Yield at Cost	Wtd Maturity
U.S. GOVERNMENT AGENCY NOTES								
900,000	3134G36G0	Federal Home Ln Mtg 0.350% Due 03-18-15	Aaa	AA+	899,910.00	900,072.00	0.36	0.06
505,000	3134G3J76	Federal Home Ln Mtg 0.450% Due 09-04-15	Aaa	AA+	505,000.00	505,847.89	0.45	0.52
900,000	3135G0VA8	Federal Natl Mtg Assoc 0.500% Due 03-30-16	Aaa	AA+	899,964.00	901,381.50	0.50	1.08
525,000	3133834R9	Federal Home Ln Bank 0.375% Due 06-24-16	Aaa	AA+	524,148.74	524,557.95	0.46	1.32
1,000,000	3136G05H0	Federal Natl Mtg Assoc 0.700% Due 11-21-16	Aaa	AA+	1,000,000.00	999,665.00	0.70	1.71
360,714	3130A0Z45	Federal Home Ln Bank 0.750% Due 11-28-16	Aaa	AA+	360,714.29	361,094.84	0.75	1.73
750,000	3136G1FG9	Federal Natl Mtg Assoc 0.800% Due 02-27-17	Aaa	AA+	750,000.00	750,264.75	0.80	1.98
905,000	3130A1NN4	Federal Home Ln Bank 0.875% Due 05-24-17	Aaa	AA+	902,420.75	908,073.38	0.98	2.21
1,000,000	3137EADH9	Federal Home Ln Mtg 1.000% Due 06-29-17	Aaa	AA+	996,650.00	1,004,509.00	1.10	2.30
835,000	3134G5TM7	Federal Home Ln Mtg 1.420% Due 12-29-17	Aaa	AA+	835,000.00	835,690.54	1.42	2.76
960,000	3135G0TG8	Federal Natl Mtg Assoc 0.875% Due 02-08-18	Aaa	AA+	954,268.80	955,104.00	1.08	2.90
	Accrued Interest					13,909.12		
					8,628,076.58	8,660,169.98	0.81	1.76
U.S. TREASURY NOTES								
520,000	912828WB2	US Treasury Note 0.250% Due 10-31-15	Aaa	AA+	520,000.00	520,325.00	0.25	0.67
	Accrued Interest					434.53		
					520,000.00	520,759.53	0.25	0.67
MONEY MARKET FUND								
	USBMMF	First American Treasury Obligations Fund			984,447.47	984,447.47	0.01	
TOTAL PORTFOLIO					10,132,524.05	10,165,376.98	0.71	1.53

FREMONT CITY SCHOOL DISTRICT
Self-Funded Insurance Program

February 28, 2015

Beginning Balance - February 1, 2015 \$ 362,187.58

REVENUE

Board of Education Contributions	\$ 339,341.98	
Employee Contributions	\$ 54,930.12	
Other	\$ -	
Total Revenue		\$ 394,272.10

EXPENDITURES

Medical Claims	\$ 151,740.10	
Dental Claims	\$ 19,655.50	
Prescription Drug Claims	\$ 69,473.12	
Vision Claims	\$ 4,786.99	
Administrative Fees:	\$ 54,452.33	
Medical Mutual	\$ 17,192.03	
Dental	\$ 3,669.60	
Express Scripts	\$ 2,035.30	
Vision Service Plan	\$ 669.48	
Stop Loss Insurance	\$ 30,885.92	
Broker Fees		
COBRA		
Other	\$ -	
Total Expenditures		\$ 300,108.04

Monthly Profit/(Loss) \$ 94,164.06

Ending Balance - February 28, 2015 \$ 456,351.64

-- Options Summary --

Summary or detail report? (S,D) D
Output file: FINSUM.TXT
Print options page? (Y,N) Y
Generate FINDET report for comparison? (Y,N) N
!Sort options: FS
Include funds with zero balances in all fields? (Y,N) Y
Include future encumbrance amounts? (Y,N) N

BAT_FINSUM executed by FREMONT_NC on node NOECA3:: at 3-MAR-2015 16:27:05.68

Date: 03/03/2015
 Time: 4:27 pm

FREMONT CITY SCHOOL DISTRICT
 Financial Report by Fund/SCC

Fund #	Fund Description	FYTD Receipts	MTD Expenditures	FYTD Expenditures	Current Fund Balance	Current Encumbrances	Unencumbered Fund Balance	Bank Code	
001 0000	GENERAL FUND	6,260,342.74	28,787,627.55	3,098,376.12	25,094,958.07	9,953,012.22	453,300.41	9,499,711.81	
001 9000	TECHNOLOGY FUND - DISTRICT WIDE	0.00	1,760.00	10,370.50	0.00	25,779.39	15,408.89-	0.00	15,408.89-
001 9001	GENERAL FEE - ATKINSON	0.00	65.00	1,690.00	1,315.30	6,255.60	4,565.60-	959.70	5,525.30-
001 9002	GENERAL FEE - CROGHAN	0.00	100.00	1,980.00	300.64	4,499.19	2,519.19-	2,300.81	4,820.00-
001 9003	GENERAL FEE - HAYES	0.00	538.75	1,098.75	281.77	4,648.17	3,549.42-	1,048.23	4,597.65-
001 9004	GENERAL FEE - LUTZ	7,593.96	675.00	2,950.00	751.78	5,150.02	5,393.94	862.00	4,531.94
001 9005	GENERAL FEE - OTIS	0.00	75.00	1,125.00	781.50	5,996.34	4,871.34-	2,208.25	7,079.59-
001 9006	GENERAL FEE - STAMM	0.00	550.00	1,920.00	794.83	8,358.28	6,438.28-	379.80	6,818.08-
001 9007	GENERAL FEE - WASHINGTON	4,501.49	150.00	1,825.00	95.00	904.71	5,421.78	1,084.29	4,337.49
001 9008	GENERAL FEE - ATKINSON	0.00	0.00	0.00	0.00	0.00	0.00	0.00	0.00
001 9009	GENERAL FEE - CROGHAN	0.00	0.00	0.00	0.00	0.00	0.00	0.00	0.00
001 9010	FMS-SIXTH GRADE STUDENT FEES YR 11-12	50.00	0.00	0.00	0.00	0.00	50.00	0.00	50.00
001 9013	GENERAL FEE - STAMM	0.00	0.00	0.00	0.00	0.00	0.00	0.00	0.00
001 9020	GENERAL FEE - STAMM	0.00	0.00	0.00	0.00	0.00	0.00	0.00	0.00
001 9050	ELEMENTARY MUSIC	0.00	0.00	0.00	0.00	0.00	0.00	0.00	0.00
001 9100	WORKBOOKS - ROSS	756.61	28.00	330.36	0.00	550.00	536.97	110.00	426.97

Date: 03/03/2015
 Time: 4:27 pm

FREMONT CITY SCHOOL DISTRICT
 Financial Report by Fund/SCC

Fund #	Fund Description	FYTD Receipts	MTD Expenditures	FYTD Expenditures	Current Fund Balance	Current Encumbrances	Unencumbered Fund Balance	Bank Code
001 9101	ROSS ID TAGS 6,461.08	169.00	1,062.50	307.33	307.33	7,216.25	692.67	6,523.58
001 9102	SAFETY GLASSES - ROSS 40.55	0.00	0.00	0.00	0.00	40.55	0.00	40.55
001 9103	ART FUND - ROSS 1,574.57	1,038.50	4,883.50	463.16	16,894.53	10,436.46-	2,348.24	12,784.70-
001 9104	HOME ECONOMICS - ROSS 0.00	204.00	955.42	0.00	1,184.07	228.65-	815.93	1,044.58-
001 9105	WOODS - ROSS 0.00	425.00	2,283.20	0.00	2,583.06	299.86-	186.22	486.08-
001 9106	ENERGY & POWER - ROSS 2,638.84	0.00	0.00	0.00	0.00	2,638.84	0.00	2,638.84
001 9107	METALS - ROSS 1,123.74	0.00	0.00	0.00	0.00	1,123.74	0.00	1,123.74
001 9108	COMPUTER TECHNOLOGY - ROSS 7,508.77	130.25	869.25	273.50	423.48	7,954.54	726.50	7,228.04
001 9109	PHOTOGRAPHY - ROSS 0.00	226.50	1,687.00	406.84	1,886.45	199.45-	1,226.50	1,425.95-
001 9110	SCIENCE - ROSS 0.00	891.25	6,354.25	368.55	16,834.98	10,480.73-	341.40	10,822.13-
001 9111	BUSINESS - ROSS 1,130.22	227.00	1,022.00	316.83	1,183.50	968.72	316.50	652.22
001 9112	ENGINEERING DESIGN - ROSS 686.67	0.00	0.00	0.00	0.00	686.67	0.00	686.67
001 9113	MATH/ROSS 1,190.63	200.25	1,235.25	406.83	1,833.74	592.14	726.50	134.36-
001 9114	APPLIED MANUFACTURING & TECHNOLOGY 1,428.72	0.00	0.00	0.00	0.00	1,428.72	0.00	1,428.72
001 9115	ROSS PARKING 3,859.58	140.00	4,275.00	0.00	919.57	7,215.01	1,031.14	6,183.87
001 9116	FIRST AID & SAFETY/ROSS 783.17	0.00	0.00	0.00	0.00	783.17	0.00	783.17

Date: 03/03/2015
 Time: 4:27 pm

FREMONT CITY SCHOOL DISTRICT
 Financial Report by Fund/SCC

Fund #	Fund Description	FYTD Receipts	MTD Expenditures	FYTD Expenditures	Current Fund Balance	Current Encumbrances	Unencumbered Fund Balance	Bank Code
001 9117	BIOLOGY AP/ROSS 0.00 61.50	61.50	0.00	1,160.33	1,098.83-	0.00	1,098.83-	
001 9118	CHEMISTRY AP/ROSS 1,914.49 100.00	310.00	0.00	3,001.90	777.41-	0.00	777.41-	
001 9119	PHYSICS AP/ROSS 1,124.38 20.00	20.00	0.00	0.00	1,144.38	0.00	1,144.38	
001 9120	BAND - ROSS 1,585.17 0.00	470.75	0.00	2,153.42	97.50-	0.00	97.50-	
001 9121	GOVERNMENT - ROSS 340.98 0.00	0.00	0.00	0.00	340.98	0.00	340.98	
001 9122	MUSIC DEPARTMENT CLEANING FEES 348.98 0.00	25.25-	0.00	0.00	323.73	0.00	323.73	
001 9123	SCHOOL PLANNERS 285.01 74.00	610.25	0.00	0.00	895.26	0.00	895.26	
001 9125	FOREIGN LANGUAGES - ROSS 0.00 251.50	1,899.00	0.00	5,686.00	3,787.00-	0.00	3,787.00-	
001 9200	MIDDLE SCHOOL CALCULATORS 0.00 23.00	414.00	0.00	0.00	414.00	0.00	414.00	
001 9201	MIDDLE SCHOOL ID TAGS/PLANNERS 0.00 84.75	460.75	0.00	1,859.02	1,398.27-	0.00	1,398.27-	
001 9203	ART - MIDDLE SCHOOL 0.00 305.00	1,693.00	1,534.76	5,822.08	4,129.08-	0.00	4,129.08-	
001 9205	MATERIALS & PROCESSING - MIDDLE SCHOOL 0.00 140.00	724.00	0.00	4,466.71	3,742.71-	0.00	3,742.71-	
001 9206	FMS-CULTURAL CONNECTION-FOREIGN LANGUAGE 0.00 20.00	84.00	0.00	56.00	28.00	0.00	28.00	
001 9210	SCIENCE - MIDDLE SCHOOL 0.00 231.00	1,155.00	764.10	6,794.40	5,639.40-	58.77	5,698.17-	
001 9211	CHOIR - MIDDLE SCHOOL 0.00 0.00	50.00	0.00	735.02	685.02-	0.00	685.02-	
001 9212	BAND - MIDDLE SCHOOL 0.00 78.75	695.76	245.44	4,854.80	4,159.04-	7.82	4,166.86-	

Date: 03/03/2015
 Time: 4:27 pm

FREMONT CITY SCHOOL DISTRICT
 Financial Report by Fund/SCC

Fund #	Fund Description	FYTD Receipts	MTD Expenditures	FYTD Expenditures	Current Fund Balance	Current Encumbrances	Unencumbered Fund Balance	Bank Code	
001 9213	INDUSTRIAL TECH - MIDDLE SCHOOL	0.00	84.00	545.00	0.00	1,448.07	903.07-	0.00	903.07-
001 9214	COMPUTER & KEYBOARDING - MIDDLE SCHOOL	1,772.05	5.00	65.00	0.00	0.00	1,837.05	678.75	1,158.30
001 9216	ORCHESTRA - MIDDLE SCHOOL	267.79	73.00	547.50	0.00	1,347.18	531.89-	830.00	1,361.89-
001 9217	LANGUAGE ARTS FEES - FMS	0.00	31.00	134.00	0.00	777.06	643.06-	220.94	864.00-
001 9218	SOCIAL STUDIES-FMS	0.00	31.00	135.00	0.00	936.03	801.03-	61.97	863.00-
001 9219	MATH FEES - FMS	0.00	31.00	134.00	0.00	722.20	588.20-	275.80	864.00-
001 9220	MUSIC-GUITAR FMS	0.00	40.00	160.00	0.00	661.70	501.70-	308.30	810.00-
001 9300	BUS PURCHASES - STATE MONIES	0.00	0.00	0.00	0.00	0.00	0.00	0.00	0.00
001 9301	HANDICAPPED BUS PURCHASES - STATE MONIES	0.00	0.00	0.00	0.00	0.00	0.00	0.00	0.00
001 9302	BUS PURCHASES - LOCAL	4,050.00	0.00	0.00	0.00	0.00	4,050.00	0.00	4,050.00
001 9303	MEDICAID SCHOOL PROGRAM	455,554.74	15,727.57	84,479.94	8,140.67	86,002.09	454,032.59	14,492.01	439,540.58
001 9304	TAX ABATEMENT	5,282,003.85	7,800.00	16,920.00	7,126.00	217,892.86	5,081,030.99	32,054.76	5,048,976.23
001 9305	AUCTION FUNDING	50,151.70	0.00	0.00	0.00	3,492.74	46,658.96	0.00	46,658.96
001 9306	CASINO REVENUE	174,966.89	0.00	212,252.43	4,297.52	67,909.48	319,309.84	43,074.90	276,234.94
001 9600	BAND - ROSS	0.00	1,527.40	10,128.57	272.15	15,562.20	5,433.63-	1,346.61	6,780.24-
001 9601	ELEMENTARY BAND - DISTRICT WIDE	170.00	0.00	100.00	0.00	0.00	270.00	0.00	270.00

Date: 03/03/2015
 Time: 4:27 pm

FREMONT CITY SCHOOL DISTRICT
 Financial Report by Fund/SCC

Fund #	Fund Description	FYTD Receipts	MTD Expenditures	FYTD Expenditures	Current Fund Balance	Current Encumbrances	Unencumbered Fund Balance	Bank Code
001 9602	ELEMENTARY ORCHESTRA - DISTRICT WIDE	740.00	20.00	480.00	0.00	0.00	1,220.00	
001 9603	ORCHESTRA - ROSS	553.68	75.50	646.25	0.00	336.14	863.79	705.00
001 9604	CHOIR - ROSS	0.00	39.50	92.00	268.94	784.42	692.42-	866.31
002 9004	NOTE - INCOME TAX	300.67	0.00	0.00	0.00	0.00	300.67	0.00
002 9800	2008 ENP	770,635.75	434,802.34	1,092,812.45	20,802.34	1,252,111.25	611,336.95	0.00
003 0000	PERMANENT IMPROVEMENT FUND	297,301.98	46,627.11-	407,490.17	18,779.64	289,155.56	415,636.59	24,300.00
003 9000	P I BUS FUND	135,000.00	65,000.00	65,000.00	0.00	0.00	200,000.00	0.00
003 9001	STADIUM	292,000.00	50,000.00	50,000.00	0.00	0.00	342,000.00	0.00
003 9002	ATHLETIC RESURFACING FUND	20,000.00	95,000.00	95,000.00	0.00	0.00	115,000.00	0.00
003 9003	WEIGHT ROOM FUND	1.00	27,000.00	27,000.00	0.00	22,068.00	4,933.00	0.00
003 9004	VEHICLE FUND - NON BUS	9,950.00	0.00	0.00	0.00	3,550.00	6,400.00	0.00
003 9005	POOL EQUIPMENT	791.77	90,000.00	90,000.00	207.59	23,930.73	66,861.04	0.00
003 9012	SCOREBOARD FUND	0.00	0.00	0.00	0.00	0.00	0.00	0.00
003 9013	RETAINED INTEREST	3.11	0.00	0.00	0.00	0.00	3.11	0.00
003 9414	OHIO FACILITIES CONSTRUCTION COMMISSION GRANT	0.00	0.00	3,397.00	0.00	3,397.00	0.00	0.00
004 9800	2008 ENP BUILDING FUND	1,028.55	0.00	0.00	0.00	0.00	1,028.55	0.00

Date: 03/03/2015
 Time: 4:27 pm

FREMONT CITY SCHOOL DISTRICT
 Financial Report by Fund/SCC

Fund #	Fund Description	FYTD Receipts	MTD Expenditures	FYTD Expenditures	Current Fund Balance	Current Encumbrances	Unencumbered Fund Balance	Bank Code
006 0000	FOOD SERVICE FUND							
	1,763,492.79	340,148.65	974,301.63	145,740.41	1,147,005.76	1,590,788.66	64,472.16	1,526,316.50
006 9009	SCHOOL BREAKFAST GRANT							
	1,000.00	0.00	0.00	0.00	0.00	1,000.00	0.00	1,000.00
006 9014	FARM TO SCHOOL GRANT							
	0.00	7,743.00	7,743.00	0.00	0.00	7,743.00	0.00	7,743.00
006 932N	ARRA CAFETERIA EQUIPMENT ASSISTANCE							
	0.00	0.00	0.00	0.00	0.00	0.00	0.00	0.00
007 9000	A C NICHOLS CHARITABLE TRUST							
	8,036.38	0.00	0.00	0.00	0.00	8,036.38	0.00	8,036.38
007 9035	PEARL SETZLER TRUST FUND							
	96,852.95	1.07	510.13	0.00	0.00	97,363.08	0.00	97,363.08
007 9050	DORA O'FARRELL ART SCHOLARSHIP FUND							
	1,000.00	0.00	0.00	0.00	0.00	1,000.00	0.00	1,000.00
007 9103	SARA HORN MEMORIAL SCHOLARSHIP							
	20,637.68	0.00	0.00	0.00	0.00	20,637.68	0.00	20,637.68
007 9104	SARA HORN MEMORIAL SCHOLARSHIP INTEREST							
	58.08	0.00	18.80	0.00	39.00	37.88	0.00	37.88
007 9105	SENIOR WOMEN'S SERVICE AWARD							
	4,761.00	0.00	0.00	0.00	39.00-	4,800.00	0.00	4,800.00
007 9106	SENIOR WOMEN'S SERVICE AWARD INTEREST							
	0.00	0.00	5.65	0.00	0.00	5.65	0.00	5.65
007 9150	DORA O'FARRELL ART SCHOLARSHIP INTEREST							
	712.02	0.00	0.76	0.00	0.00	712.78	0.00	712.78
007 9201	LAURA KRIDLER TRUST FUND							
	1,000.00	0.00	0.00	0.00	0.00	1,000.00	0.00	1,000.00
007 9202	MARGARET FOX TRUST FUND							
	1,000.00	0.00	0.00	0.00	0.00	1,000.00	0.00	1,000.00
007 9206	BERTHA YOUNGMAN TRUST FUND							
	1,000.00	0.00	0.00	0.00	0.00	1,000.00	0.00	1,000.00
007 9207	IMOGENE FORSYTH TRUST FUND							
	500.00	0.00	0.00	0.00	0.00	500.00	0.00	500.00

Date: 03/03/2015
 Time: 4:27 pm

FREMONT CITY SCHOOL DISTRICT
 Financial Report by Fund/SCC

Page: 7
 (FINSUM)

Fund #	Fund Description	FYTD Receipts	MTD Expenditures	FYTD Expenditures	Current Fund Balance	Current Encumbrances	Unencumbered Fund Balance	Bank Code
007 9601	LAURA KRIDLER TRUST INTEREST 41.25 0.88	2.64	0.00	0.00	43.89	0.00	43.89	
007 9602	MARGARET FOX INTEREST 1,239.69 0.00	1.75	0.00	0.00	1,241.44	0.00	1,241.44	
008 9101	GENE H. PERRY SCHOLARSHIP 124,170.05 0.00	0.00	0.00	0.00	124,170.05	0.00	124,170.05	
008 9102	GENE H. PERRY SCHOLARSHIP INTEREST 498.01 0.00	229.86	0.00	0.00	727.87	0.00	727.87	
008 9203	MARY HEDRICK TRUST FUND 1,000.00 0.00	0.00	0.00	0.00	1,000.00	0.00	1,000.00	
008 9204	LINDA SCHWARTZ TRUST FUND 3,000.00 0.00	0.00	0.00	0.00	3,000.00	0.00	3,000.00	
008 9205	CHARLES FOX TRUST FUND 10,000.00 0.00	0.00	0.00	0.00	10,000.00	0.00	10,000.00	
008 9400	EDWARD L. FORGATSCH SCHOLARSHIP FUND 4,500.00 0.00	0.00	0.00	0.00	4,500.00	0.00	4,500.00	
008 9401	BETH ISRAEL CONGREGATION AWARD 4,500.00 0.00	0.00	0.00	0.00	4,500.00	0.00	4,500.00	
008 9407	G. ALEX CLARK SCHOLARSHIP 10,000.00 0.00	0.00	0.00	0.00	10,000.00	0.00	10,000.00	
008 9501	CLASS OF 1950 SCHOLARSHIP FUND 40,317.18 0.00	0.00	0.00	0.00	40,317.18	0.00	40,317.18	
008 9508	AMERICAN ASSOC OF UNIV WOMEN - PRINCIPAL 5,000.00 0.00	0.00	0.00	0.00	5,000.00	0.00	5,000.00	
008 9599	HOWARD W. NOWELS FOUNDATION 28,935.08 0.00	0.00	0.00	0.00	28,935.08	0.00	28,935.08	
008 9600	EDWARD FORGATSCH SCHOLARSHIP INTEREST 50.39 3.97	11.92	0.00	0.00	62.31	0.00	62.31	
008 9601	BETH ISRAEL CONGREGATION INTEREST 5.49 0.00	3.43	0.00	0.00	8.92	0.00	8.92	
008 9603	MARY HEDRICK INTEREST 687.64 0.00	3.02	0.00	0.00	690.66	0.00	690.66	

Date: 03/03/2015
 Time: 4:27 pm

FREMONT CITY SCHOOL DISTRICT
 Financial Report by Fund/SCC

Fund #	Fund Description	FYTD	MTD	FYTD	Current	Current	Unencumbered	Bank	
Begin	MTD	Receipts	Expenditures	Expenditures	Fund	Encumbrances	Fund	Balance	
Balance	Receipts				Balance		Balance	Code	
008 9604	LINDA SCHWARTZ SCHOLARSHIP INTEREST	8.14	0.00	2.28	0.00	100.00-	110.42	0.00	110.42
008 9605	CHARLES FOX SCHOLARSHIP INTEREST	5,461.68	2.97	30.18	0.00	0.00	5,491.86	0.00	5,491.86
008 9607	G. ALEX CLARK SCHOLARSHIP INTEREST	103.07	0.00	17.56	0.00	0.00	120.63	0.00	120.63
008 9608	AMERICAN ASSOC OF UNIV WOMEN - INTEREST	61.22	4.41	16.08	0.00	0.00	77.30	0.00	77.30
008 9699	HOWARD NOWELS FOUNDATION INTEREST	41.30	29.19	71.85	0.00	0.00	113.15	0.00	113.15
008 9701	CLASS OF 1950 SCHOLARSHIP INTEREST	122.75	0.00	70.17	0.00	0.00	192.92	0.00	192.92
008 9801	CAROLYN RHODES SCHOLARSHIP FUND	70,558.28	0.00	7,228.32	0.00	0.00	77,786.60	0.00	77,786.60
008 9901	CAROLYN RHODES - INTEREST	529.99	47.16	141.50	0.00	0.00	671.49	0.00	671.49
010 9800	2008 ENP CLASSROOM FAC.- STATE	697,437.27	0.00	0.00	0.00	43,824.74	653,612.53	0.00	653,612.53
010 9801	2008 CLASSROOM FAC. INTEREST - STATE	4,834.30	28.15	202.58	0.00	0.00	5,036.88	0.00	5,036.88
010 9802	2008 ENP CLASSROOM FAC. - LOCAL	1,887,326.32	0.00	0.00	0.00	0.00	1,887,326.32	0.00	1,887,326.32
010 9803	2008 CLASSROOM FAC. INTEREST - LOCAL	387,917.67	99.81	718.24	0.00	0.00	388,635.91	2,730.00	385,905.91
010 9804	RETAINED EARNINGS	1.23	0.00	0.00	0.00	0.00	1.23	0.00	1.23
014 0000	INTERNAL SERVICE ROTARY FUND	147.39	0.00	0.00	0.00	0.00	147.39	0.00	147.39
018 9000	LEARNING RESOURCE CENTER	29.77	0.00	0.00	0.00	0.00	29.77	0.00	29.77
018 9001	ELEMENTARY CURRICULUM	3,326.44	0.00	0.00	0.00	0.00	3,326.44	0.00	3,326.44

Date: 03/03/2015
 Time: 4:27 pm

FREMONT CITY SCHOOL DISTRICT
 Financial Report by Fund/SCC

Page: 9
 (FINSUM)

Fund #	Fund Description	FYTD Receipts	MTD Expenditures	FYTD Expenditures	Current Fund Balance	Current Encumbrances	Unencumbered Fund Balance	Bank Code	
018 9003	SUPERINTENDENT - CAMPUS WEAR	815.95	0.00	1,500.00	0.00	1,560.00	755.95	100.00	655.95
018 9004	FMS PAVER PROJECT	1,115.00	0.00	0.00	0.00	0.00	1,115.00	0.00	1,115.00
018 9013	ESL PROGRAM-DONATION-VOCES UNIDAS	500.00	0.00	0.00	0.00	0.00	500.00	0.00	500.00
018 9100	ROSS HIGH LIBRARY	748.77	18.08	91.98	0.00	141.52	699.23	0.00	699.23
018 9101	EXCELLENCE REWARD PROGRAM - ROSS HIGH	1,121.94	0.00	1,850.00	0.00	1,976.09	995.85	0.00	995.85
018 9102	COMMUNITY DONATIONS - ROSS	2,830.35	123.19	2,801.10	243.75	903.14	4,728.31	1,000.00	3,728.31
018 9103	COLLEGE TESTING - ROSS	1,082.74	0.00	433.00	0.00	419.00	1,096.74	0.00	1,096.74
018 9104	MAKE A DIFFERENCE CLUB - ROSS	2.33	0.00	0.00	0.00	0.00	2.33	0.00	2.33
018 9199	E-RATE GRANT FUND	198,559.52	10,053.50	106,628.88	11,205.14	150,667.02	154,521.38	6,317.00	148,204.38
018 9200	MS LIBRARY	2,108.30	10.00	126.34	345.10	1,497.73	736.91	145.85	591.06
018 9201	YOUTH ASSET TEAM - MIDDLE SCHOOL	147.01	0.00	0.00	0.00	0.00	147.01	0.00	147.01
018 9203	FMS DONATION FUND	265.00	0.00	0.00	60.32	256.46	8.54	0.00	8.54
018 9300	ATKINSON LIBRARY	1,855.53	0.00	3,151.69	0.00	2,746.92	2,260.30	0.00	2,260.30
018 9303	PRINCIPAL'S ACCOUNT/ATKINSON	4,777.59	0.00	1,762.31	305.17	1,953.73	4,586.17	250.00	4,336.17
018 9304	MAKE A DIFFERENCE-ATKINSON	320.86	310.77	461.82	0.00	300.00	482.68	0.00	482.68
018 9305	ART FUND - ATKINSON	0.00	0.00	440.50	0.00	0.00	440.50	0.00	440.50

Date: 03/03/2015
 Time: 4:27 pm

FREMONT CITY SCHOOL DISTRICT
 Financial Report by Fund/SCC

Page: 10
 (FINSUM)

Fund #	Fund Description	FYTD Receipts	MTD Expenditures	FYTD Expenditures	Current Fund Balance	Current Encumbrances	Unencumbered Fund Balance	Bank Code
018 9306	ART FUND - CROGHAN 0.00 0.00	0.00	0.00	0.00	0.00	0.00	0.00	
018 9307	ART FUND - WASHINGTON 0.00 0.00	0.00	0.00	0.00	0.00	0.00	0.00	
018 9400	CROGHAN LIBRARY 1,105.18 100.00	106.99	0.00	957.18	254.99	0.00	254.99	
018 9404	PRINCIPAL'S ACCOUNT/CROGHAN 2,592.00 0.00	580.11	850.81	1,868.08	1,304.03	457.90	846.13	
018 9500	HAYES LIBRARY 792.33 0.00	3,114.07	0.00	2,769.16	1,137.24	0.00	1,137.24	
018 9505	PRINCIPAL'S ACCOUNT/HAYES 1,615.42 451.46	642.37	0.00	641.80	1,615.99	100.00	1,515.99	
018 9506	HAYES - MAKE A DIFFERENCE CLUB 5,484.02 0.00	0.00	0.00	931.85	4,552.17	1,068.22	3,483.95	
018 9600	LUTZ LIBRARY 2,260.40 0.00	5,210.23	0.00	4,439.69	3,030.94	0.00	3,030.94	
018 9606	PRINCIPAL'S ACCOUNT/LUTZ 6,835.08 0.00	607.26	0.00	866.08	6,576.26	300.00	6,276.26	
018 9700	OTIS LIBRARY 1,304.35 50.00	4,286.40	0.00	4,292.74	1,298.01	146.00	1,152.01	
018 9707	PRINCIPAL'S ACCOUNT/OTIS 793.00 0.00	672.96	0.00	0.00	1,465.96	226.87	1,239.09	
018 9800	STAMM LIBRARY 119.64 15.37	4,289.73	0.00	3,447.45	961.92	0.00	961.92	
018 9808	PRINCIPAL'S ACCOUNT/STAMM 6,835.72 0.00	755.90	0.00	532.95	7,058.67	0.00	7,058.67	
018 9900	WASHINGTON LIBRARY 430.99 0.00	4,000.20	0.00	3,604.13	827.06	0.00	827.06	
018 9904	WASHINGTON - MAKE A DIFFERENCE 158.38 28.00	28.00	0.00	50.00	136.38	0.00	136.38	
018 9905	MAKE A DIFFERENCE - FREMONT MIDDLE SCHOOL 73.54 0.00	0.00	0.00	0.00	73.54	0.00	73.54	

Date: 03/03/2015
 Time: 4:27 pm

FREMONT CITY SCHOOL DISTRICT
 Financial Report by Fund/SCC

Fund #	Fund Description	FYTD Receipts	MTD Expenditures	FYTD Expenditures	Current Fund Balance	Current Encumbrances	Unencumbered Fund Balance	Bank Code	
018 9909	PRINCIPAL'S ACCOUNT/WASHINGTON	3,255.86	0.00	331.46	0.00	850.42	2,736.90	136.29	2,600.61
018 9999	TECHNOLOGY	200.02	0.00	69.55	0.00	0.00	269.57	0.00	269.57
019 9000	TAX ABATEMENT	0.00	0.00	0.00	0.00	0.00	0.00	0.00	0.00
019 9001	HEINZ MENTORING GRANT	275.35	0.00	0.00	0.00	0.00	275.35	0.00	275.35
019 9002	BUCKEYE HEALTHY SCHOOL ALLIANCE GRANT	0.00	0.00	0.00	0.00	0.00	0.00	0.00	0.00
019 9003	SCHOOL GRANTS FOR HEALTHY KIDS	1,444.42	0.00	0.00	0.00	0.00	1,444.42	0.00	1,444.42
019 9007	EDUCATION TO REDUCE RISKY BEHAVIORS IN YOUTH	0.00	0.00	0.00	0.00	0.00	0.00	0.00	0.00
019 9015	Martha Holden Jennings Grant	0.00	0.00	5,242.00	0.00	975.00	4,267.00	4,173.45	93.55
019 9114	KINDER ACADEMY - UNITED WAY	307.71	0.00	0.00	53.53	185.75	121.96	121.96	0.00
019 9115	PROJECT ATTEND - UNITED WAY	3,773.97	393.91	3,151.21	50.00	1,382.45	5,542.73	879.95	4,662.78
019 9116	ACE MENTORING - UNITED WAY	1,153.41	368.78	2,950.28	138.64	2,350.35	1,753.34	1,051.96	701.38
019 9117	PARENT/COMMUNITY INVOLVEMENT-UNITED WAY	0.00	182.45	1,459.60	0.00	0.00	1,459.60	900.00	559.60
019 9201	FUEL UP TO PLAY 60 - ROSS	224.31	0.00	0.00	0.00	0.00	224.31	0.00	224.31
019 9202	FUEL UP TO PLAY 60 - STAMM	962.36	0.00	0.00	0.00	0.00	962.36	0.00	962.36
019 9203	FUEL UP TO PLAY 60 - WASHINGTON	691.06	0.00	0.00	0.00	0.00	691.06	0.00	691.06
019 9301	FMS YOUTH ASSET TEAM 1	0.00	0.00	350.00	0.00	0.00	350.00	350.00	0.00

Date: 03/03/2015
 Time: 4:27 pm

FREMONT CITY SCHOOL DISTRICT
 Financial Report by Fund/SCC

Fund #	Fund Description	FYTD Receipts	MTD Expenditures	FYTD Expenditures	Current Fund Balance	Current Encumbrances	Unencumbered Fund Balance	Bank Code
019 9302	FMS YOUTH ASSET TEAM 2 37.34	0.00	0.00	27.96	359.38	350.00	9.38	
019 9800	HIGH SCHOOLS THAT WORK 2,959.60	0.00	0.00	0.00	2,959.60	0.00	2,959.60	
022 9300	ATHLETIC TOURNAMENT ACCOUNT 9,461.61	6,864.00	4,660.00	23,185.25	16,280.40	0.00	16,280.40	
022 9320	MIDDLE SCHOOL STAFF FUND 0.00	0.00	0.00	0.00	0.00	0.00	0.00	
022 9321	"DENIM DROP"/MIDDLE SCHOOL STAFF 12.23	0.00	0.00	428.00	184.23	0.00	184.23	
022 9360	ROSS HIGH FACULTY FUND 580.63	0.00	72.00	312.00	784.98	0.00	784.98	
022 9999	UNCLAIMED MONIES 636.91	0.00	0.00	97.03	636.91	0.00	636.91	
024 0000	SELF-INSURANCE PROGRAM 555,302.49	394,272.10	300,108.04	3,201,801.40	456,351.64	56,299.50	400,052.14	
024 9000	FLEX BENEFITS 13,336.41	15,156.46	19,900.84	114,888.50	15,922.97	30,099.16	14,176.19-	
027 0000	WORKMANS COMP.-SELF INS 435,165.54	7,083.12	875.00	7,902.00	607,507.64	3,640.00	603,867.64	
031 0000	UNDERGROUND STORAGE TANKS 11,000.00	0.00	0.00	0.00	11,000.00	0.00	11,000.00	
034 0000	CLASSROOM FAC. MAINT. 1,459,002.14	0.00	506.54	71,443.70	1,387,558.44	15,596.41	1,371,962.03	
200 9100	A CAPPELLA CHOIR 4,569.39	384.49	444.00	1,421.00	5,279.73	700.00	4,579.73	
200 9101	AMERICAN FIELD SERVICE 279.98	0.00	0.00	44.90	235.08	0.00	235.08	
200 9102	YEARBOOK - ROSS ANNUAL 15,725.03	175.00	0.00	22,000.00	2,624.53	0.00	2,624.53	
200 9103	ART CLUB 2,325.38	40.00	328.25	474.74	2,427.64	303.51	2,124.13	

Date: 03/03/2015
 Time: 4:27 pm

FREMONT CITY SCHOOL DISTRICT
 Financial Report by Fund/SCC

Fund #	Fund Description	FYTD Receipts	MTD Expenditures	FYTD Expenditures	Current Fund Balance	Current Encumbrances	Unencumbered Fund Balance	Bank Code
200 9104	FREMONT ROSS BAND 4,122.70	0.00	450.00	359.00	3,894.00	678.70	250.00	428.70
200 9105	INTERNATIONAL RELATIONS CLUB-ROSS 2,046.44	0.00	0.00	0.00	0.00	2,046.44	0.00	2,046.44
200 9106	FUTURE TEACHERS OF AMERICA-ROSS 284.92	0.00	0.00	0.00	0.00	284.92	0.00	284.92
200 9107	CHATTER 1.68	0.00	775.00	0.00	693.00	83.68	0.00	83.68
200 9108	MULTI-MEDIA CLUB - ROSS 15.46	0.00	976.00	150.24	789.21	202.25	0.00	202.25
200 9109	DRAMA CLUB 1,827.84	0.00	1,432.00	47.84	1,010.59	2,249.25	69.85	2,179.40
200 9110	FRENCH CLUB/ROSS 3,105.63	0.00	256.00	49.30	348.41	3,013.22	0.00	3,013.22
200 9111	FUTURE FARMERS OF AMERICA 2,679.22	187.50	10,412.56	1,536.00	11,542.88	1,548.90	0.00	1,548.90
200 9112	ROSS PEP CLUB 0.00	0.00	0.00	0.00	0.00	0.00	0.00	0.00
200 9113	HEALTH AND WELLNESS 307.88	0.00	0.00	0.00	0.00	307.88	0.00	307.88
200 9114	SPANISH CLUB - ROSS 1,645.09	0.00	109.50	0.00	0.00	1,754.59	200.00	1,554.59
200 9115	KEY CLUB 496.41	0.00	230.00	240.00	345.00	381.41	0.00	381.41
200 9116	NATIONAL HONOR SOCIETY 3,003.64	0.00	650.00	0.00	0.00	3,653.64	0.00	3,653.64
200 9117	ORCHESTRA 510.13	0.00	344.00	0.00	328.00	526.13	0.00	526.13
200 9118	SADD CLUB 335.15	0.00	0.00	0.00	0.00	335.15	0.00	335.15
200 9119	QUIZ BOWL 110.00	0.00	0.00	0.00	40.70	69.30	59.30	10.00

Date: 03/03/2015
 Time: 4:27 pm

FREMONT CITY SCHOOL DISTRICT
 Financial Report by Fund/SCC

Fund #	Fund Description	FYTD Receipts	MTD Expenditures	FYTD Expenditures	Current Fund Balance	Current Encumbrances	Unencumbered Fund Balance	Bank Code
200 9120	SCIENCE CLUB-ROSS 1,278.79 0.00	476.00	0.00	347.45	1,407.34	0.00	1,407.34	
200 9121	STUDENT COUNCIL-ROSS 1,108.59 33.00	1,028.00	19.92	1,531.40	605.19	13.24	591.95	
200 9122	COMMUNITY DONATIONS 607.17 0.00	0.00	0.00	0.00	607.17	0.00	607.17	
200 9123	MEXICO TRIP - ROSS 1,000.03 0.00	0.00	0.00	0.00	1,000.03	0.00	1,000.03	
200 9126	BOWLING CLUB - ROSS 569.18 60.00	4,140.00	483.00	3,548.00	1,161.18	384.00	777.18	
200 9127	CLUB HOCKEY - ROSS HIGH 507.83 917.00	3,955.00	1,492.00	4,147.81	315.02	223.35	91.67	
200 9128	HISPANIC COMMITTEE - ROSS 1,465.72 0.00	109.50	0.00	100.00	1,475.22	0.00	1,475.22	
200 9129	ROSS SPRING MUSICAL 5,006.20 43.00	135.75	384.97	384.97	4,756.98	7,415.03	2,658.05-	
200 9130	Ross Leadership Club 1,054.54 550.00	4,601.65	1,054.45	2,994.27	2,661.92	1,315.28	1,346.64	
200 9131	Photography Club Ross 31.00 0.00	0.00	0.00	31.00	0.00	0.00	0.00	
200 9132	FREMONT ROSS DANCE TEAM 76.70 0.00	0.00	0.00	0.00	76.70	0.00	76.70	
200 9133	SPEECH AND DEBATE - ROSS 0.00 2,839.86	4,678.86	2,117.33	2,815.33	1,863.53	350.00	1,513.53	
200 9134	GAMER'S CLUB 0.00 0.00	0.00	0.00	0.00	0.00	0.00	0.00	
200 9140	ROSS CLASS OF 2008 220.92 0.00	0.00	0.00	0.00	220.92	0.00	220.92	
200 9141	ROSS CLASS OF 2009 0.00 0.00	0.00	0.00	0.00	0.00	0.00	0.00	
200 9142	ROSS CLASS OF 2010 1,269.32 0.00	0.00	0.00	0.00	1,269.32	0.00	1,269.32	

Date: 03/03/2015
 Time: 4:27 pm

FREMONT CITY SCHOOL DISTRICT
 Financial Report by Fund/SCC

Fund #	Fund Description	FYTD Receipts	MTD Expenditures	FYTD Expenditures	Current Fund Balance	Current Encumbrances	Unencumbered Fund Balance	Bank Code
200 9143	ROSS CLASS OF 2011 1,249.69	0.00	0.00	0.00	1,249.69	0.00	1,249.69	
200 9144	CLASS OF 2012 2,233.41	0.00	0.00	0.00	2,233.41	0.00	2,233.41	
200 9145	CLASS OF 2013 132.54	0.00	0.00	0.00	132.54	0.00	132.54	
200 9146	CLASS OF 2014 3,733.29	0.00	0.00	3,433.29	300.00	300.00	0.00	
200 9147	Class of 2015 4,084.20	0.00	5,375.00	0.00	7,887.24	160.00	7,727.24	
200 9148	CLASS OF 2016 2,193.38	111.50	460.00	0.00	1,598.26	2,000.00	944.88-	
200 9149	CLASS OF 2017 640.00	0.00	906.99	754.70	1,237.30	160.00	149.69	
200 9150	CLASS OF 2018 0.00	0.00	294.00	0.00	294.00	0.00	294.00	
200 9200	JR. HIGH CHESS CLUB 90.31	0.00	0.00	0.00	90.31	0.00	90.31	
200 9201	BUILDER'S CLUB/JR HIGH 313.27	0.00	0.00	0.00	313.27	0.00	313.27	
200 9202	MS MAGAZINE FUND 13,602.03	1,213.53	17,849.40	830.72	14,598.28	16,853.15	8,151.90	8,701.25
200 9203	MS BAND 92.59	0.00	119.20	0.00	211.79	0.00	211.79	
200 9204	MS CHOIR 657.10	0.00	0.00	0.00	52.50	604.60	0.00	604.60
200 9205	OUTDOOR ADVENTURE CLUB/FMS 236.16	0.00	0.00	0.00	236.16	0.00	236.16	
200 9206	MS ORCHESTRA 44.96	0.00	0.00	0.00	44.96	0.00	44.96	
200 9207	ART CLUB/MIDDLE SCHOOL 1,100.77	0.00	140.00	0.00	1,240.77	0.00	1,240.77	

Date: 03/03/2015
 Time: 4:27 pm

FREMONT CITY SCHOOL DISTRICT
 Financial Report by Fund/SCC

Page: 16
 (FINSUM)

Fund #	Fund Description	FYTD Receipts	MTD Expenditures	FYTD Expenditures	Current Fund Balance	Current Encumbrances	Unencumbered Fund Balance	Bank Code
200 9208	MS NEWSPAPER 388.86	0.00	0.00	0.00	388.86	0.00	388.86	
200 9209	MS STUDENT COUNCIL 4,400.70	0.00	1,213.07	295.50	2,397.03	3,216.74	2,241.36	975.38
200 9210	HISTORY CLUB - MIDDLE SCHOOL 11,220.73	0.00	7,836.45	3,736.81	8,919.35	10,137.83	1,994.25	8,143.58
200 9211	MS YEARBOOK 3,061.52	0.00	0.00	0.00	2,329.25	732.27	0.00	732.27
200 9212	YOUTH ASSET - GENERAL FUND 218.62	0.00	534.15	0.00	679.67	73.10	38.95	34.15
200 9214	SPIRIT CLUB - MIDDLE SCHOOL 4,218.46	0.00	5,951.89	35.41	3,524.36	6,645.99	1,614.33	5,031.66
200 9216	FMS QUIZ BOWL TEAM 92.56	0.00	0.00	0.00	92.56	0.00	0.00	92.56
200 9222	FUTURE EDUCATORS/MIDDLE SCHOOL 126.46	0.00	0.00	0.00	126.46	0.00	0.00	126.46
200 9286	DRAMA CLUB/MS 51.67	0.00	0.00	0.00	51.67	0.00	0.00	51.67
300 0000	ATHLETICS 62,081.16	22,442.65	151,302.21	18,946.23	118,400.69	94,982.68	12,136.90	82,845.78
300 9100	PRE-SEASON SALES AND PRE-SALE 12,531.00	0.00	20,930.00	0.00	0.00	33,461.00	0.00	33,461.00
300 9101	ROSS GIRLS BASKETBALL 2,819.07	0.00	4,953.50	0.00	1,109.81	6,662.76	485.95	6,176.81
300 9102	ROSS BOYS BASKETBALL 8,068.14	0.00	1,950.00	1,904.50	3,030.50	6,987.64	0.00	6,987.64
300 9103	ROSS WRESTLING 1,181.50	0.00	2,351.00	2,555.58	3,051.60	480.90	1,280.00	799.10-
300 9104	ROSS FOOTBALL 14,993.02	0.00	9,027.31	0.00	23,975.33	45.00	45.00	0.00
300 9105	ROSS TRACK 12,126.95	220.00	220.00	258.11	6,020.19	6,326.76	0.00	6,326.76

Date: 03/03/2015
 Time: 4:27 pm

FREMONT CITY SCHOOL DISTRICT
 Financial Report by Fund/SCC

Fund #	Fund Description	FYTD Receipts	MTD Expenditures	FYTD Expenditures	Current Fund Balance	Current Encumbrances	Unencumbered Fund Balance	Bank Code
300 9106	ROSS-BOYS TENNIS 0.00	0.00	0.00	0.00	0.00	0.00	0.00	
300 9107	ROSS HIGH - GOLF 1,063.54	0.00	0.00	759.96	878.58	0.00	878.58	
300 9108	ROSS HIGH - CROSS COUNTRY 3,427.05	0.00	0.00	1,445.00	4,082.05	0.00	4,082.05	
300 9109	ROSS HIGH - BOYS SOCCER 166.50	0.00	0.00	861.00	414.12	0.00	414.12	
300 9110	ROSS HIGH BASEBALL 0.00	0.00	0.00	0.00	0.00	0.00	0.00	
300 9111	ROSS HIGH - SWIMMING 6,935.00	0.00	0.00	330.00-	7,265.00	2,880.00	4,385.00	
300 9112	ROSS HIGH - SOFTBALL 3,115.35	0.00	405.00	113.00	4,855.76	0.00	4,855.76	
300 9113	ROSS HIGH - GIRLS SOCCER 254.80	0.00	0.00	1,288.00	993.80	0.00	993.80	
300 9114	ROSS - GIRLS TENNIS 0.00	0.00	0.00	0.00	0.00	0.00	0.00	
300 9115	ROSS HIGH - VOLLEYBALL 475.80	0.00	0.00	5,652.50	2,675.30	0.00	2,675.30	
300 9124	ROSS HIGH CHEERLEADING 9,214.29	0.00	200.00	9,025.73	2,986.79	0.00	2,986.79	
300 9200	MIDDLE SCHOOL ATHLETICS 496.17	0.00	0.00	0.00	496.17	0.00	496.17	
300 9213	MIDDLE SCHOOL CHEERLEADING 3,132.60	0.00	0.00	3,418.93	823.87	0.00	823.87	
401 9323	BISHOP HOFFMAN CATHOLIC SCHOOLS 12-13 0.00	0.00	1.88	3.43	3.43-	2.57	6.00-	
401 9423	BISHOP HOFFMAN CATHOLIC SCHOOLS 13-14 141,662.59	265.02	0.00	141,662.59	265.02	0.00	265.02	
401 9523	BISHOP HOFFMAN CATHOLIC SCHOOLS 14-15 0.00	162,208.46	11,111.56	95,998.40	346,542.74	593.66	345,949.08	

Date: 03/03/2015
 Time: 4:27 pm

FREMONT CITY SCHOOL DISTRICT
 Financial Report by Fund/SCC

Fund #	Fund Description	FYTD Receipts	MTD Expenditures	FYTD Expenditures	Current Fund Balance	Current Encumbrances	Unencumbered Fund Balance	Bank Code
439 9014	EARLY CHILDHOOD EDUCATION 13-14	0.00	0.00	0.00	0.00	0.00	0.00	
439 9015	EARLY CHILDHOOD EDUCATION 14-15	0.00	6,123.00	54,805.00	6,123.00-	0.00	6,123.00-	
439 9115	EARLY CHILDHOOD EDUCATION 14-15	0.00	3,108.60	29,376.60	3,367.65-	0.00	3,367.65-	
451 9013	OHIO K-12 NETWORK	0.00	0.00	0.00	0.00	0.00	0.00	
451 9014	OHIO K-12 NETWORK	0.00	0.00	4,295.46	0.00	0.00	0.00	
451 9015	OHIO K-12 NETWORK	0.00	8,100.00	0.00	8,100.00	16,200.00	8,100.00-	
499 9010	ODNR CAPITAL IMPROVEMENT GRANT	637.25	0.00	0.00	637.25	0.00	637.25	
499 9114	UNITED WAY PROJECT PASS	741.81	0.00	0.00	741.81	0.00	741.81	
499 9115	UNITED WAY - PROJECT ATTEND	0.00	0.00	0.00	0.00	0.00	0.00	
499 9116	UNITED WAY - MENTORSHIP PROGRAM	0.00	0.00	0.00	0.00	0.00	0.00	
505 9013	TITLE I-C MIGRANT FY13	0.00	0.00	0.00	0.00	0.00	0.00	
505 9014	TITLE I-C MIGRANT FY14	120,398.26	0.00	199,053.63	0.00	0.00	0.00	
505 9015	TITLE I-C MIGRANT 2015	0.00	32,008.43	28,511.68	3,496.75	1,914.34	1,582.41	
506 9013	RACE TO THE TOP FY13	0.00	0.00	0.00	0.00	0.00	0.00	
506 9014	RACE TO THE TOP FY14	47,521.16	0.00	47,521.16	0.00	0.00	0.00	
506 9015	RACE TO THE TOP FY15	0.00	35,438.61	12,903.85	22,534.76	0.00	22,534.76	

Date: 03/03/2015
 Time: 4:27 pm

FREMONT CITY SCHOOL DISTRICT
 Financial Report by Fund/SCC

Fund #	Fund Description	FYTD Receipts	MTD Expenditures	FYTD Expenditures	Current Fund Balance	Current Encumbrances	Unencumbered Fund Balance	Bank Code
506 9113	RttT-Electronic Teacher Evaluation-Online	0.00	0.00	0.00	0.00	0.00	0.00	
506 9114	MY VOICE & CULTURAL COMPETENCY	0.00	43,810.00	0.00	43,810.00	0.00	0.00	
506 9414	RACE TO THE TOP-ENTRY YEAR ARRA EXPEND	1,375.00	0.00	625.00	0.00	1,145.60	854.40	854.40
516 9013	TITLE VI-B IDEA FY 13	0.00	0.00	0.00	0.00	0.00	0.00	0.00
516 9014	TITLE VI-B IDEA FY 14	93,630.62	0.00	5,743.16	0.00	99,373.78	0.00	0.00
516 9015	TITLE VI-B IDEA FY 15	0.00	76,630.10	545,702.49	85,795.05	543,361.43	2,341.06	5,280.31
532 9320	STATE STABILIZATION FUND 10-11	62.11	0.00	0.00	0.00	62.11	0.00	62.11
536 9013	TITLE I-SCHOOL IMPROVEMENT-HAYES SCHOOL	0.00	0.00	0.00	0.00	0.00	0.00	0.00
536 9014	TITLE I-SCHOOL IMPROVEMENT-HAYES SCHOOL	10,960.00	0.00	0.00	0.00	10,960.00	0.00	0.00
536 9015	TITLE I-SCHOOL IMPROVEMENT-HAYES SCHOOL 2015	0.00	2,000.00	30,559.77	4,343.57	28,809.79	1,749.98	205.11
551 9012	TITLE III - LEP FY 12	0.00	0.00	0.00	0.00	0.00	0.00	0.00
551 9013	TITLE II - LEP FY 13	0.00	0.00	0.00	0.00	0.00	0.00	0.00
551 9014	TITLE II - LEP FY 14	10,607.07	0.00	0.00	0.00	10,607.07	0.00	0.00
551 9015	TITLE II - LEP FY 15	0.00	0.00	12,578.67	1,583.44	11,301.38	1,277.29	282.51
572 9013	TITLE I - FY 13	0.00	0.00	0.00	0.00	0.00	0.00	0.00
572 9014	TITLE I - FY 14	151,740.98	0.00	0.00	0.00	151,740.98	0.00	0.00

Date: 03/03/2015
 Time: 4:27 pm

FREMONT CITY SCHOOL DISTRICT
 Financial Report by Fund/SCC

Fund #	Fund Description	FYTD Receipts	MTD Expenditures	FYTD Expenditures	Current Fund Balance	Current Encumbrances	Unencumbered Fund Balance	Bank Code	
599 9111	21st CENTURY-INNOVATION	4,548.68	0.00	9,091.11	0.00	0.00	0.00		
599 9113	21ST CENTURY-LEARNING FOR A LIFETIME YR1	5,606.69	0.00	17,268.84	0.00	0.00	0.00		
599 9313	21ST CENTURY-LEARNING FOR A LIFETIME YR1	0.00	15,591.21	81,846.81	12,359.94	93,570.21	11,723.40-	11,734.94-	
599 9414	LOW INCOME POVERTY GRANT	14,570.25	0.00	120.01	10,435.07	4,135.18	569.93	3,565.25	
599 9511	21st CENTURY-INNOVATION	0.00	7,109.08	46,880.16	7,840.25	54,496.21	7,616.05-	7,623.76-	
GRAND TOTALS:		22,643,087.00	7,947,056.55	38,119,084.22	3,935,891.10	34,797,371.62	25,964,799.60	864,911.84	25,099,887.76

Check#	Check Date	Org Sta	Vendor Paid	Check Amount	Status Date
000029	02/28/2015	M/M	P & A GROUP	15,885.25	
005322	02/11/2015	W/W	KEN GIPE	70.00	
005323	02/11/2015	W/R	CRAIG JOHNSON	55.00	02/11/2015
005324	02/11/2015	W/W	GARY CEBULL	55.00	
005325	02/11/2015	W/R	ART BUCCI	55.00	02/11/2015
005326	02/11/2015	W/R	Kathy Root	55.00	02/11/2015
005328	02/12/2015	W/R	ART BUCCI	55.00	02/12/2015
005329	02/12/2015	W/W	GARY CEBULL	55.00	
005330	02/12/2015	W/R	CRAIG JOHNSON	55.00	02/12/2015
005331	02/12/2015	W/R	Kathy Root	55.00	02/12/2015
005332	02/12/2015	W/W	KEN GIPE	70.00	
005333	02/14/2015	W/W	KEN GIPE	140.00	
005334	02/14/2015	W/W	GARY CEBULL	110.00	
005335	02/14/2015	W/R	CRAIG JOHNSON	110.00	02/14/2015
005336	02/14/2015	W/R	HAL HAWK	110.00	02/14/2015
005337	02/14/2015	W/R	Kathy Root	110.00	02/14/2015
005338	02/14/2015	W/R	THOMAS THOMSON	110.00	02/14/2015
005339	02/23/2015	W/W	TEAM IP	3,390.00	
016178	02/03/2015	M/M	LINDSAY VANDERVEEN	40.50	
021116	02/09/2015	M/M	JODI L. MOSS	25.00	
021268	02/09/2015	M/M	JENNIFER ABDOO	2,000.00	
024953	02/13/2015	M/M	KOURTNEY JARED	94.93	
030830	02/23/2015	M/M	Karen Lowery	700.00	
032128	02/25/2015	M/M	TIA PRICE	1,000.00	
068644	02/05/2015	W/R	COLUMBIA GAS OF OHIO	1,471.62	02/13/2015
068645	02/05/2015	B/R	ANGELA MCCONNELL	17.45	02/20/2015
068646	02/05/2015	B/R	SANTOS TORRES	125.00	02/09/2015
068647	02/05/2015	B/R	TROY AND SHANNON DRUCKENMILLER	105.00	02/23/2015
068648	02/06/2015	W/R	PLAZA LANES	105.00	02/11/2015
068649	02/06/2015	W/R	ROSSFORD BOWLING LANES	70.00	02/17/2015
068650	02/06/2015	W/R	PLAZA LANES	70.00	02/13/2015
068651	02/13/2015	W/W	SCHOOL EMPLOYEES RETIREMENT	1,325.02	
068652	02/13/2015	W/R	STATE TEACHERS RETIRE.	10,603.62	02/19/2015
068653	02/10/2015	W/R	VIOLETTA RHEA	38.08	02/11/2015
068654	02/10/2015	W/R	NANETTE CELEK	117.88	02/10/2015
068655	02/10/2015	W/R	BONNIE WEAVER	77.42	02/17/2015
068656	02/10/2015	W/R	NANCY MCKILLIP	60.48	02/13/2015
068657	02/10/2015	W/R	ACE HARDWARE	912.92	02/17/2015
068658	02/10/2015	W/R	GLOBAL COMPUTER SUPPLIES	1,517.38	02/23/2015
068659	02/10/2015	W/R	ALL-PRO ELEVATOR	167.50	02/17/2015
068660	02/10/2015	W/R	ITSAVVY	622.60	02/17/2015
068661	02/10/2015	W/R	BAKER'S DIVERSIFIED VEHICLE	595.62	02/13/2015
068662	02/10/2015	W/W	BAY TROPHY	10.00	
068663	02/10/2015	W/R	SCHOOL SPECIALTY	248.87	02/17/2015
068664	02/10/2015	W/R	BERNARD FOOD INDUSTRIES, INC.	1,235.79	02/19/2015
068665	02/10/2015	W/R	BLOOM BY JILLY GRAY	105.00	02/19/2015
068666	02/10/2015	W/R	BROWN SUPPLY CO	699.00	02/13/2015
068667	02/10/2015	W/R	C & W AUTO SUPPLY	34.70	02/13/2015
068668	02/10/2015	W/R	CENTURY RESOURCES	754.70	02/13/2015
068669	02/10/2015	W/R	CHARIOTT FOODS	6,755.93	02/17/2015
068670	02/10/2015	W/R	CINI LITTLE INTERNATIONAL, INC	25,433.00	02/17/2015
068671	02/10/2015	W/R	CITY OF FREMONT	4,027.52	02/13/2015

Check#	Check Date	Org Sta	Vendor Paid	Check Amount	Status Date
068672	02/10/2015	W/R	CMRS-POC	2,000.00	02/17/2015
068673	02/10/2015	W/R	TERRA STATE COMMUNITY COLLEGE	7,500.00	02/19/2015
068674	02/10/2015	W/R	COLUMBUS CLAY CO.	328.25	02/13/2015
068675	02/10/2015	W/R	GREAT LAKES BIOMEDICAL	270.00	02/13/2015
068676	02/10/2015	W/R	CROGHAN COLONIAL BANK	150.00	02/10/2015
068677	02/10/2015	W/R	CREATIVE TEACHING	51.01	02/19/2015
068678	02/10/2015	W/R	DANCEWEAR SOLUTIONS	268.94	02/17/2015
068679	02/10/2015	W/R	VILLAGE ENERGY COOPERATIVE	1,333.09	02/19/2015
068680	02/10/2015	W/R	ECONOMY PLUMBERS	19.00	02/23/2015
068681	02/10/2015	W/R	EMBASSY SUITES	1,625.52	02/10/2015
068682	02/10/2015	W/R	ESHLEMAN FARMS	1,650.00	02/20/2015
068683	02/10/2015	W/R	FAMOUS SUPPLY CO.	106.94	02/13/2015
068684	02/10/2015	W/R	FASTENAL COMPANY	197.06	02/23/2015
068685	02/10/2015	W/R	FLOWER REAL ESTATE HOLDINGS	350.00	02/23/2015
068686	02/10/2015	W/R	FOLLETT SCHOOL SOLUTIONS	107.61	02/13/2015
068687	02/10/2015	W/W	FORTBALL PIZZA PALACE	49.30	
068688	02/10/2015	W/R	FREMONT BATTING RANGE	3,789.50	02/13/2015
068689	02/10/2015	W/R	FREMONT ATHLETIC SUPPLY	120.00	02/19/2015
068690	02/10/2015	W/R	FREMONT CANDY & CIGAR CO	743.96	02/17/2015
068691	02/10/2015	W/R	KELLERMYER COMPANY	331.85	02/20/2015
068692	02/10/2015	W/R	GOVCONNECTION, INC	540.00	02/19/2015
068693	02/10/2015	W/R	GUARDIAN BOOK COMPANY	2,076.00	02/13/2015
068694	02/10/2015	W/R	INSIGHT PUBLIC SECTOR	3,268.44	02/17/2015
068695	02/10/2015	W/W	JAZ INC.	230.00	
068696	02/10/2015	W/R	JOSTENS, INC.	2,154.98	02/17/2015
068697	02/10/2015	W/R	KROGER CO	64.36	02/17/2015
068698	02/10/2015	W/R	LAKE HIGH SCHOOL	80.00	02/19/2015
068699	02/10/2015	W/R	LOWE'S CO., INC. FREMONT	388.36	02/17/2015
068700	02/10/2015	W/R	LUCKEY FARMERS, INC.	263.81	02/13/2015
068701	02/10/2015	W/R	NORTH CENTRAL OHIO ESC	1,748.00	02/13/2015
068702	02/10/2015	W/R	KUNS NORTHCOAST SECURITY	83.29	02/13/2015
068703	02/10/2015	W/R	PROMEDICA MEMORIAL HOSPITAL	1,333.34	02/23/2015
068704	02/10/2015	W/R	METROTEX	261.90	02/17/2015
068705	02/10/2015	W/R	NORTHWEST OHIO MEDICAL	1,534.18	02/20/2015
068706	02/10/2015	W/R	NEOPOST	53.00	02/17/2015
068707	02/10/2015	W/R	THE NEWS MESSENGER	130.24	02/17/2015
068708	02/10/2015	W/R	NICHOLS PAPER & SUPPLY CO	657.16	02/19/2015
068709	02/10/2015	W/R	OHIO BCI & I	680.00	02/23/2015
068710	02/10/2015	W/R	OHIO HYDROPHONICS	142.94	02/19/2015
068711	02/10/2015	W/W	OAEP	210.00	
068712	02/10/2015	W/R	AMERICAN ELECTRIC POWER	5,180.39	02/17/2015
068713	02/10/2015	W/R	OHIO SCHOOLS COUNCIL	17,066.35	02/13/2015
068714	02/10/2015	W/R	O.P AQUATICS	843.40	02/17/2015
068715	02/10/2015	W/R	PEPSI BEVERAGES COMPANY	2,067.30	02/17/2015
068716	02/10/2015	W/R	PHAZE I	444.00	02/19/2015
068717	02/10/2015	W/R	POSTMASTER-FREMONT	268.00	02/19/2015
068718	02/10/2015	W/R	POST NET	80.00	02/19/2015
068719	02/10/2015	W/W	RENEE BISSETT	62.78	
068720	02/10/2015	W/R	RIDDELL ALL AMERICAN	5,398.13	02/17/2015
068721	02/10/2015	W/R	ROOT'S POULTRY	2,148.89	02/13/2015
068722	02/10/2015	W/R	SABROSKE ELECTRIC	636.35	02/13/2015
068723	02/10/2015	W/R	SANDUSKY CO. HEALTH DEPT	1,071.00	02/17/2015

Check#	Check Date	Org Sta	Vendor Paid	Check Amount	Status Date
068724	02/10/2015	W/R	SANDUSKY ELECTRIC	140.65	02/13/2015
068725	02/10/2015	W/R	AT&T	4,168.18	02/17/2015
068726	02/10/2015	W/R	SCIENCE KIT & BOREAL LAB.	2,452.91	02/17/2015
068727	02/10/2015	W/R	SCHOOL NURSE SUPPLY INC	64.69	02/17/2015
068728	02/10/2015	W/R	SELKING INTERNATIONAL &	195.68	02/17/2015
068729	02/10/2015	W/R	SHAWNEE	150.00	02/23/2015
068730	02/10/2015	W/R	SHEETS SUPPLY	466.47	02/13/2015
068731	02/10/2015	W/R	SHERRI HENKEL	180.65	02/13/2015
068732	02/10/2015	W/R	SHRADER TIRE AND OIL	1,489.00	02/19/2015
068733	02/10/2015	W/R	SIESEL DISTRIBUTING LLC	4,129.48	02/17/2015
068734	02/10/2015	W/R	SMITH BOUGHNAN	675.00	02/19/2015
068735	02/10/2015	W/R	SOUND SOLUTIONS	577.65	02/13/2015
068736	02/10/2015	W/R	SPARE PARTS WAREHOUSE	1,143.95	02/20/2015
068737	02/10/2015	W/R	SPOONER, INCORPORATED	875.00	02/13/2015
068738	02/10/2015	W/R	SPORTSFIELD SPECIALTIES	366.00	02/19/2015
068739	02/10/2015	W/R	STAPLES ADVANTAGE	204.46	02/13/2015
068740	02/10/2015	W/R	STANTON'S SHEET MUSIC	209.81	02/13/2015
068741	02/10/2015	W/W	STAR LANES AT THE HARBOR	160.00	
068742	02/10/2015	W/R	TIFFIN PAPER CO	10,564.18	02/17/2015
068743	02/10/2015	W/R	TRACTOR SUPPLY	64.31	02/17/2015
068744	02/10/2015	W/R	MR. LIGHTBULB	277.80	02/13/2015
068745	02/10/2015	W/R	TRICO GLASS	43.14	02/19/2015
068746	02/10/2015	W/R	UNITED ART AND EDUCATION	1,534.76	02/13/2015
068747	02/10/2015	W/R	UNIFIRST CORPORATION	107.18	02/19/2015
068748	02/10/2015	W/R	UNITED PARCEL SERVICE	35.82	02/19/2015
068749	02/10/2015	W/R	WADSWORTH & ASSOCIATES	207.59	02/13/2015
068750	02/10/2015	W/R	WAL-MART STORES INC.	122.50	02/20/2015
068751	02/10/2015	W/R	VISA	643.28	02/10/2015
068752	02/10/2015	W/R	WALTERS' BOILER WORKS	5,406.75	02/13/2015
068753	02/10/2015	W/R	WARD'S	172.87	02/20/2015
068754	02/10/2015	W/R	THE TOLEDO BLADE	123.12	02/19/2015
068755	02/10/2015	W/R	W. W. WILLIAMS MIDWEST, INC.	473.04	02/17/2015
068756	02/10/2015	W/R	WILLIE'S SALES & SERVICE	450.26	02/13/2015
068757	02/10/2015	W/R	WORLDSTRIDES	3,565.00	02/19/2015
068758	02/10/2015	W/W	DIANA MCNULTY	239.34	
068759	02/10/2015	W/R	DEBRA A. BOGNER	40.15	02/13/2015
068760	02/10/2015	W/W	MICHELLE MORRIS	51.24	
068761	02/10/2015	W/R	GORDON FOOD SERVICE	219.98	02/17/2015
068762	02/10/2015	W/R	TOFT DAIRY	12,287.18	02/17/2015
068763	02/10/2015	W/R	ALFRED NICKLES BAKERY INC.	2,572.20	02/13/2015
068764	02/10/2015	W/R	FREMONT CITY BD. OF EDUC	11,800.88	02/10/2015
068765	02/10/2015	W/R	MICHELE MUSIC-HARRINGTON	35.00	02/13/2015
068766	02/10/2015	W/W	JESSICA GLEBA	58.97	
068767	02/10/2015	W/R	CHAD LONG	741.08	02/17/2015
068768	02/10/2015	W/R	BRENT PARKER	64.14	02/19/2015
068769	02/10/2015	W/R	VALERIE WIDMER	98.51	02/13/2015
068770	02/10/2015	W/R	JUSTIN CUMMINGS	262.40	02/17/2015
068771	02/10/2015	W/R	TERRI FIELDING	230.68	02/20/2015
068772	02/10/2015	W/V	GLOBAL COMPUTER SUPPLIES	289.08	02/23/2015
068773	02/10/2015	W/R	HASSELBACH MEATS	2,118.05	02/20/2015
068774	02/10/2015	W/R	LINDSEY WATER & SEWER DEPT.	143.00	02/19/2015
068775	02/10/2015	W/R	UTILITY BILLING OFFICE	15,014.91	02/13/2015

Check#	Check Date	Org Sta	Vendor Paid	Check Amount	Status Date
068776	02/10/2015	W/R	TOLEDO EDISON CO.	6,276.16	02/26/2015
068777	02/11/2015	W/R	OSSWA	170.00	02/23/2015
068778	02/11/2015	W/R	WAL-MART STORES INC.	73.45	02/20/2015
068779	02/12/2015	W/R	OHIO HIGH SCHOOL SPEECH	34.00	02/27/2015
068780	02/12/2015	W/W	WESTERN OHIO NSDA	20.00	
068781	02/13/2015	W/W	NATIONAL SPEECH & DEBATE	80.00	
068782	02/17/2015	W/R	CITY OF FREMONT	1,492.00	02/23/2015
068783	02/17/2015	B/R	VANGUARD-SENTINEL CTC	10.00	02/23/2015
068784	02/17/2015	B/B	KAREN FISHER	31.25	
068785	02/18/2015	W/R	WAL-MART STORES INC.	742.72	02/26/2015
068786	02/18/2015	W/W	MELISSA FRIZZEL-JOERG	200.00	
068787	02/18/2015	W/W	CHAD LONG	250.00	
068788	02/18/2015	W/R	KEY CLUB INTERNATIONAL	240.00	02/26/2015
068789	02/27/2015	W/W	SCHOOL EMPLOYEES RETIREMENT	1,325.02	
068790	02/27/2015	W/W	STATE TEACHERS RETIRE.	10,603.62	
068791	02/25/2015	W/W	RURAL KING	517.38	
068792	02/25/2015	W/R	KAREN DRAY	74.39	02/27/2015
068793	02/25/2015	W/W	OHIO FFA ASSOCIATION	833.00	
068794	02/25/2015	W/W	PEARSON CLINICAL ASSESSMENT	950.94	
068795	02/25/2015	W/W	ALTITUDE HEADQUARTERS	450.00	
068796	02/25/2015	W/W	ANDERSON'S	28.59	
068797	02/25/2015	W/W	ATLAS OIL COMPANY	16,917.50	
068798	02/25/2015	W/W	ASSOCIATED BUYERS	29.90	
068799	02/25/2015	W/W	SCHOOL SPECIALTY	926.56	
068800	02/25/2015	W/W	BELLA COSA	25.00	
068801	02/25/2015	W/W	BRICKER & ECKLER LLP	12,382.88	
068802	02/25/2015	W/W	BSN	1,564.50	
068803	02/25/2015	W/W	BUREAU OF EDUCATION & RESEARCH	478.00	
068804	02/25/2015	W/W	RHODE ISLAND NOVELTY	76.45	
068805	02/25/2015	W/W	C.J. DANNEMILLER COMPANY	248.00	
068806	02/25/2015	W/R	CLARK ASSOCIATES, INC.	178.75	02/27/2015
068807	02/25/2015	W/W	COLUMBIA GAS OF OHIO	8,206.85	
068808	02/25/2015	W/W	CORPORATE ONE BENEFITS	3,083.00	
068809	02/25/2015	W/R	CROGHAN COLONIAL BANK	300.00	02/26/2015
068810	02/25/2015	W/W	DAN'S TRUCK EQUIPMENT	8,298.50	
068811	02/25/2015	W/W	DOMINOS PIZZA	98.50	
068812	02/25/2015	W/W	DIRECT TECHNOLOGY GROUP	1,402.72	
068813	02/25/2015	W/R	ENGLER PRINTING	251.00	02/27/2015
068814	02/25/2015	W/W	NORTH POINT ESC	3,836.48	
068815	02/25/2015	W/W	FAIR PLAY	465.00	
068816	02/25/2015	W/W	FOLLETT SCHOOL SOLUTIONS	297.81	
068817	02/25/2015	W/W	FOLLETT EDUCATIONAL SERVICES	363.44	
068818	02/25/2015	W/W	FORTBALL PIZZA PALACE	451.50	
068819	02/25/2015	W/W	FORTE MUSIC INC.	844.38	
068820	02/25/2015	W/W	FREMONT CANDY & CIGAR CO	489.96	
068821	02/25/2015	W/W	FREMONT COUNTRY CLUB	408.00	
068822	02/25/2015	W/W	GOVCONNECTION, INC	814.50	
068823	02/25/2015	W/W	GTM SPORTSWEAR	405.00	
068824	02/25/2015	W/W	HANDY GRAFIX	395.50	
068825	02/25/2015	W/R	HILTY OFFICE SUPPLY	5,050.00	02/27/2015
068826	02/25/2015	W/W	HIT TROPHY	210.60	
068827	02/25/2015	W/W	HEALTHLINK	550.00	

Check#	Check Date	Org Sta	Vendor Paid	Check Amount	Status Date
068828	02/25/2015	W/W	JONES SCHOOL SUPPLY CO.	149.12	
068829	02/25/2015	W/W	LAMAR ADVERTISING	240.00	
068830	02/25/2015	W/W	JOSTENS, INC.	21.90	
068831	02/25/2015	W/W	HEARTBEAT OF FREMONT	1,054.45	
068832	02/25/2015	W/W	AERO FILTER, INC	506.54	
068833	02/25/2015	W/W	KALIDA TRUCK EQUIPMENT, INC.	158.35	
068834	02/25/2015	W/W	KROGER CO	221.78	
068835	02/25/2015	W/W	LAUREL HIGH SCHOOL	27.00	
068836	02/25/2015	W/W	LINKE'S WHEEL ALIGNMENT	403.00	
068837	02/25/2015	W/W	MARK ISAACS	1,312.50	
068838	02/25/2015	W/W	NORTH CENTRAL OHIO ESC	112.00	
068839	02/25/2015	W/W	MCPC IMAGE PRINTING	11,799.37	
068840	02/25/2015	W/W	MCPC IMAGING ASSOCIATION	113.36	
068841	02/25/2015	W/W	NATIONAL FFA ORGANIZATION	703.00	
068842	02/25/2015	W/W	THE NEWS MESSENGER	752.80	
068843	02/25/2015	W/W	NOLLENBERGER TRUCK CENTE	1,095.45	
068844	02/25/2015	W/W	OHIO HYDROPHONICS	34.13	
068845	02/25/2015	W/W	OAASFEP CONFERENCE	395.00	
068846	02/25/2015	W/W	AMERICAN ELECTRIC POWER	42,081.08	
068847	02/25/2015	W/W	OHIO SCHOOL COUNCIL	1,617.00	
068848	02/25/2015	W/W	O.P AQUATICS	2,658.02	
068849	02/25/2015	W/W	ORIENTAL TRADING CO.	41.00	
068850	02/25/2015	W/W	PARAMOUNT CINEMA	243.75	
068851	02/25/2015	W/W	PEPSI BEVERAGES COMPANY	1,330.20	
068852	02/25/2015	W/W	PERMA BOUND BOOKS	1,352.80	
068853	02/25/2015	W/W	PHAZE I	1,904.50	
068854	02/25/2015	W/W	PLAYSCRIPTS, INC.	47.84	
068855	02/25/2015	W/W	POSTMASTER-FREMONT	98.00	
068856	02/25/2015	W/W	POST NET	9.00	
068857	02/25/2015	W/W	QUIZ SYSTEMS	240.00	
068858	02/25/2015	W/W	RIVERSIDE PUBLISHING	5,461.88	
068859	02/25/2015	W/W	RED TREE INVESTMENT GROUP	847.29	
068860	02/25/2015	W/W	RIVER RIDGE CREATIONS, L.L.C	78.00	
068861	02/25/2015	W/W	SANDUSKY COUNTY	2,200.00	
068862	02/25/2015	W/W	SCW	2,459.34	
068863	02/25/2015	W/W	SCHOOL HEALTH CORP.	1,572.99	
068864	02/25/2015	W/W	SHERWIN WILLIAMS PAINT	7.69	
068865	02/25/2015	W/W	SOLON HIGH SCHOOL	27.00	
068866	02/25/2015	W/W	STAPLES ADVANTAGE	891.47	
068867	02/25/2015	W/W	STANTON'S SHEET MUSIC	29.16	
068868	02/25/2015	W/W	STREAKER TRACTOR SALES	310.50	
068869	02/25/2015	W/W	TOLEDO PHYS ED SUPPLY	257.42	
068870	02/25/2015	W/W	TRACI MCCAUDY	106.88	
068871	02/25/2015	W/W	UNIFIRST CORPORATION	107.18	
068872	02/25/2015	W/W	VANGUARD-SENTINEL CTC	16,934.89	
068873	02/25/2015	W/W	WAL-MART STORES INC.	761.73	
068874	02/25/2015	W/W	WARD'S	51.72	
068875	02/25/2015	W/W	WSOS	28,188.31	
068876	02/25/2015	W/W	ANGELA MEHLING	51.54	
068877	02/25/2015	W/R	FREMONT CITY BD. OF EDUC	7,454.19	02/26/2015
068878	02/25/2015	W/W	WOLESLAGEL MOVING	80.00	
068879	02/25/2015	W/W	WOOD COUNTY EDUCATIONAL	9,278.10	

Check#	Check Date	Org Sta	Vendor Paid	Check Amount	Status Date
068880	02/25/2015	W/W	SANDUSKY CO SANATARY ENGINEER	219.95	
068881	02/25/2015	W/W	DALE BUSDEKER	100.00	
068882	02/25/2015	W/W	MICHELE MUSIC-HARRINGTON	34.22	
068883	02/25/2015	W/W	ELIZABETH DENNINGS	35.41	
068884	02/25/2015	W/W	SUSAN CAPUCINI	73.31	
068885	02/25/2015	W/W	TOM ANWAY	69.44	
068886	02/25/2015	W/W	WILLIAM BURKETT	65.02	
068887	02/25/2015	W/W	BRENDA FISHER	1,177.68	
068888	02/25/2015	W/R	BRANDY ABDOO	33.72	02/27/2015
068889	02/25/2015	W/W	JAMIE BIECHELER	34.50	
068890	02/25/2015	W/W	SAM LONG	40.00	
068891	02/25/2015	W/W	AMAZON.COM	115.06	
068892	02/25/2015	W/W	A T & T	1,516.65	
068893	02/25/2015	W/W	BEST OFFICE PRODUCTS	618.07	
068894	02/25/2015	W/W	REPUBLIC SERVICES	1,829.99	
068895	02/25/2015	W/W	HARBOR FREIGHT	56.32	
068896	02/25/2015	W/W	LION COUNTRY SUPPLY	167.80	
068897	02/25/2015	W/W	AT & T LONG DISTANCE	570.78	
068898	02/25/2015	W/W	STAPLES ADVANTAGE	775.97	
068899	02/25/2015	W/W	AMERICAN EXPRESS	695.34	
068900	02/26/2015	W/W	ANNA BALLMER	77.73	
068901	02/26/2015	W/W	OSBA NORTHWEST REGION	430.00	
190326	02/24/2015	M/M	LINDSAY VANDERVEEN	155.16	
954469	02/02/2015	M/M	MEDICAL MUTUAL OF OHIO	44,994.95	
954470	02/03/2015	M/M	MEDICAL MUTUAL OF OHIO	30,141.33	
954471	02/01/2015	M/M	GUARDIAN LIFE INSURANCE	1,834.80	
954472	02/09/2015	M/M	EXPRESS SCRIPTS, INC	401.64	
954473	02/09/2015	M/M	EXPRESS SCRIPTS, INC	23,842.98	
954474	02/03/2015	M/M	EXPRESS SCRIPTS, INC	17,636.20	
954475	02/03/2015	M/M	EXPRESS SCRIPTS, INC	263.32	
954476	02/03/2015	M/M	VSP VISION PLAN	1,215.54	
954477	02/03/2015	M/M	EXPRESS SCRIPTS, INC	512.70	
954478	02/03/2015	M/M	VSP VISION PLAN	3,571.45	
954479	02/17/2015	M/M	MEDICAL MUTUAL OF OHIO	68,444.76	
954480	02/25/2015	M/M	GUARDIAN LIFE INSURANCE	19,655.50	
954481	02/17/2015	M/M	EXPRESS SCRIPTS, INC	443.36	
954482	02/17/2015	M/M	EXPRESS SCRIPTS, INC	11,678.17	
954483	02/13/2015	M/M	FREMONT BOE-MEDICAL	535.61	
954484	02/13/2015	M/M	FREMONT BOE-DENTAL	29.84	
954485	02/13/2015	M/M	FREMONT BOE-WC	3,409.40	
954486	02/13/2015	M/M	FREMONT BOE-MEDICARE	11,963.59	
954487	02/17/2015	M/M	FREMONT BOE-MEDICARE	31.18	
954488	02/20/2015	M/M	EXPRESS SCRIPTS, INC	16,315.77	
954489	02/20/2015	M/M	EXPRESS SCRIPTS, INC	414.28	
954490	02/24/2015	M/M	MEDICAL MUTUAL OF OHIO	53,154.01	
954491	02/24/2015	M/M	GUARDIAN LIFE INSURANCE	1,834.80	
954492	02/25/2015	M/M	VSP VISION PLAN	481.36	
954493	02/25/2015	M/M	VSP VISION PLAN	188.12	
954494	02/27/2015	M/M	FREMONT BOE-MEDICAL	321,506.55	
954495	02/27/2015	M/M	FREMONT BOE-DENTAL	17,269.98	
954496	02/27/2015	M/M	FREMONT BOE-WC	3,673.72	
954497	02/27/2015	M/M	FREMONT BOE-MEDICARE	12,965.69	

Date: 3/03/2015

C H E C K R E G I S T E R
Processing Month: February 2015
FREMONT CITY SCHOOL DISTRICT

Page: 7
(CHKREG)

Check#	Check Date	Org Sta	Vendor Paid	Check Amount	Status Date
999499	02/03/2015	M/M	BANK OF AMERICA	360.16	
999500	02/02/2015	M/M	US BANK	129.89	
999501	02/06/2015	W/R	MEAL MAGIC CORP	42.12	02/06/2015
999502	02/13/2015	C/R	FREMONT CITY BD. OF EDUC	897,193.66	02/13/2015
999503	02/17/2015	C/R	FREMONT CITY BD. OF EDUC	2,150.00	02/17/2015
999504	02/13/2015	W/R	OHIO DEPARTMENT OF EDUCATION	190,450.64	02/13/2015
999505	02/27/2015	C/R	FREMONT CITY BD. OF EDUC	966,771.37	02/27/2015
999506	02/27/2015	W/R	OHIO DEPARTMENT OF EDUCATION	190,450.62	02/27/2015
999507	02/27/2015	M/M	STRS	217,682.00	
999508	02/27/2015	M/M	SERS	63,956.00	
999509	02/19/2015	M/M	SANDUSKY COUNTY AUDITOR	161,840.03	
999510	02/20/2015	M/M	SANDUSKY COUNTY AUDITOR	89,188.73	
Total Checks Issued				\$ 3,940,430.33	