

Fremont City Schools

James E. Estle, Treasurer
500 W. State Street, Suite A
Fremont, Ohio 43420

Fiscal Year 2015

Dr. Traci L. McCaudy
Superintendent

James E. Estle
Treasurer

September 12, 2014

Dear Members of the Fremont Board of Education:

The following pages represent the financial status of the Fremont City School District as of August 31, 2014, for all funds submitted for your consideration. Please review the following: General Fund Revenue and Expenditure Analysis, Cash Reconciliation, Active Investments Ledger, Self-Funded Insurance Program, Financial Report by Fund and Monthly Check Register.

If you should have any questions or need additional information, please feel free to contact me at (419) 334-5442 (W) or (440) 724-5785 (C).

Respectfully Submitted,

James E. Estle

James E. Estle, Treasurer
Fremont City School District

Fremont City School District

General Fund Analysis

August 31, 2014

	2014-2015	Y-T-D Actual		Variance
	Original Estimate	July 2014 - June 2015	Percent	
	(1)	(2)		(3)
Beginning Balance - July 1, 2014		6,995,497.20		0.00
General Fund *	6,134,702.15			
Uniform Supply Funds				
Revenue	37,277,152.00	10,719,962.57	28.8%	26,557,189.43
Loan on Income Tax	0.00	0.00		0.00
Real Estate Advance - June 30	0.00	0.00		0.00
	37,277,152.00	10,719,962.57		26,557,189.43
Expenditures	37,608,706.00	6,639,121.60	17.7%	30,969,584.40
Encumberance	255,000.00	678,677.93		-423,677.93
	37,863,706.00	7,317,799.53		30,545,906.47
Ending Balance - June 30, 2015*	5,548,148.15	10,397,660.24		-4,849,512.09

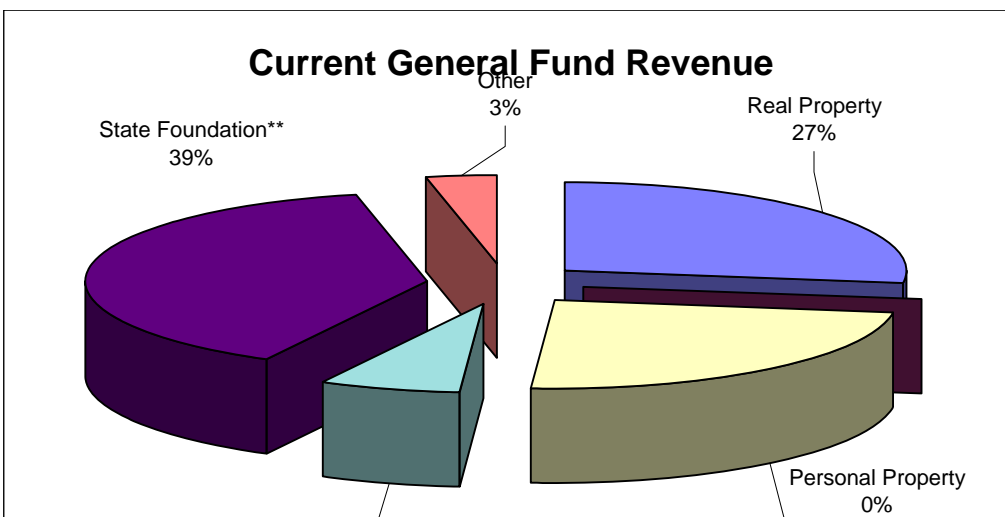
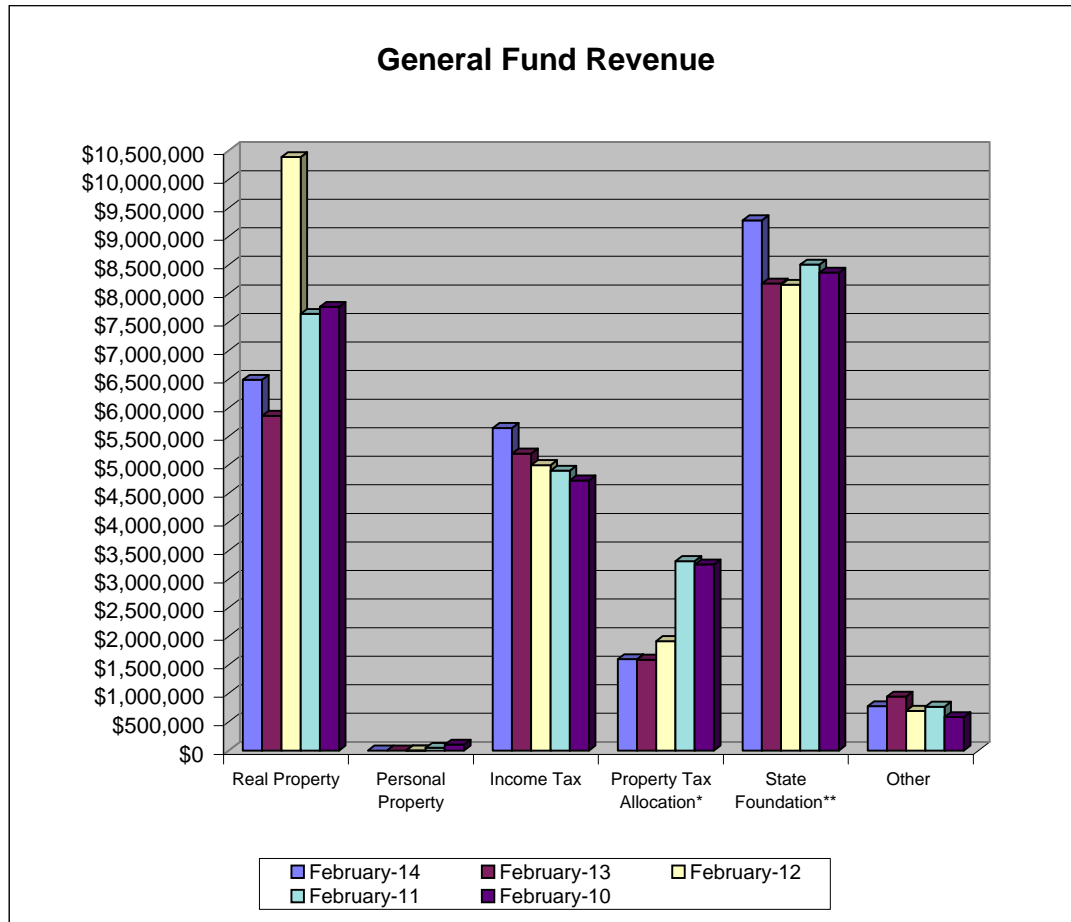
Original estimate revenue and expenditure taken from five-year forecast.

	February-14	February-13	February-12	February-11	February-10	Current Forecast	% Receiver
Real Property	\$6,490,192	\$5,861,016	\$10,390,742	\$7,646,023	\$7,769,731	\$10,556,023	61.48%
Personal Property	\$0	\$817	\$4,266	\$47,350	\$105,108	\$0	0.00%
Income Tax	\$5,647,462	\$5,198,804	\$4,998,613	\$4,900,326	\$4,727,930	\$6,825,000	82.75%
Property Tax Allocation*	\$1,599,308	\$1,593,164	\$1,915,789	\$3,316,106	\$3,259,389	\$3,160,098 *	50.61%
State Foundation**	\$9,285,424	\$8,176,476	\$8,154,465	\$8,508,634	\$8,367,881	\$13,604,776 **	68.25%
Other	\$775,400	\$944,170	\$696,163	\$768,242	\$586,206	\$1,806,478	42.92%
Total	\$23,797,786	\$21,774,447	\$26,160,038	\$25,186,682	\$24,816,244	\$35,952,375	66.19%
Tax Abatement Fund	\$16,920	\$16,920					

* Includes Homestead/Rollback, Tangible Personal Property Tax Fixed Rate Loss Reimbursement and Electric Deregulation.

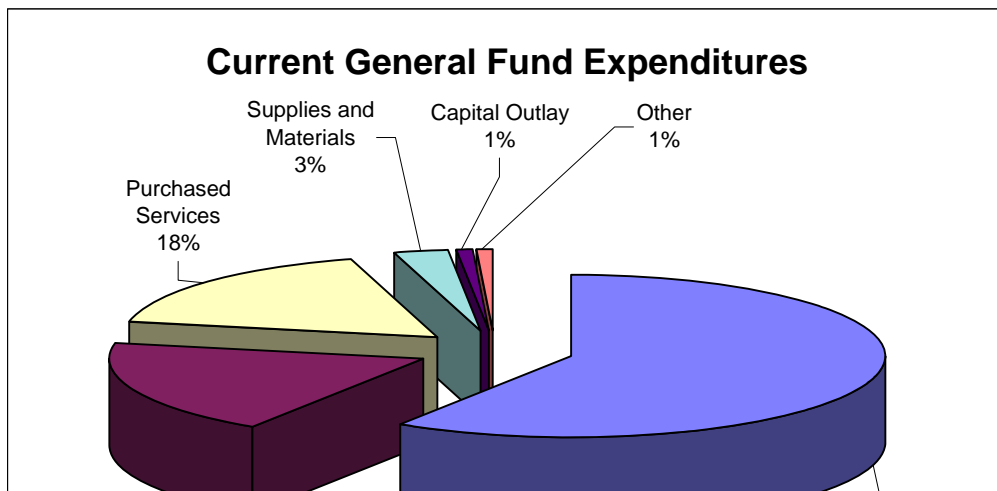
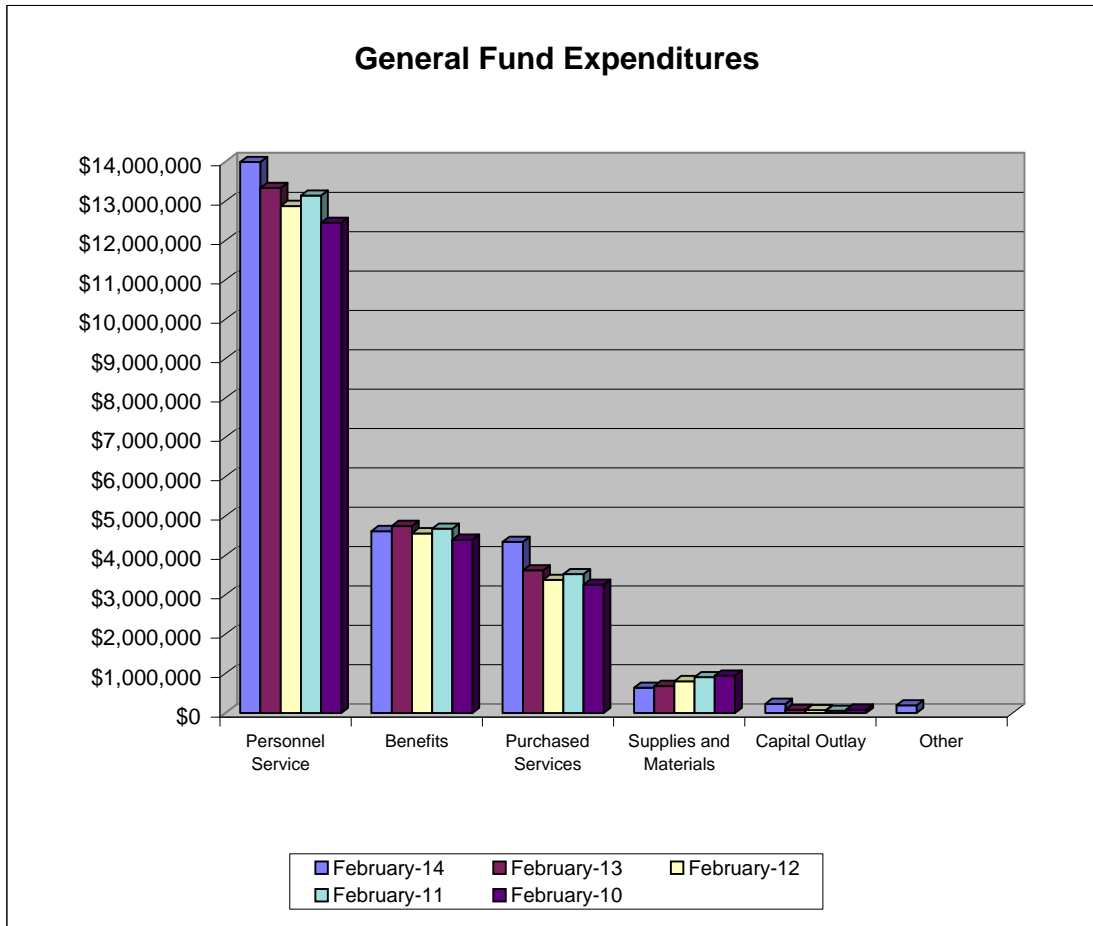
** Includes Casino Revenue in State Foundation beginning January 2013 and Economic Disadvantaged Funding in November 2013.

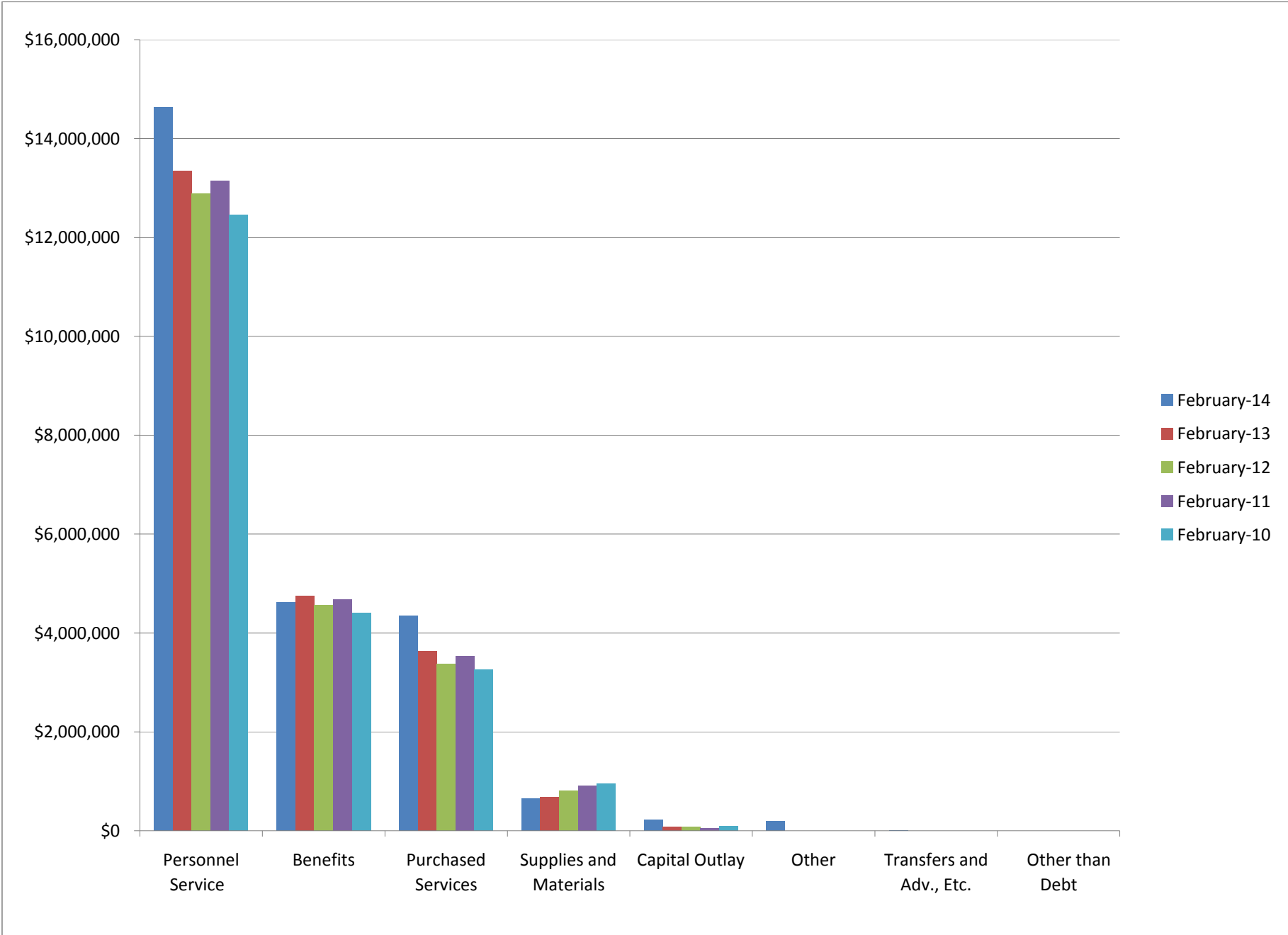
Totals do not include Tax Abatement Fund for purpose of comparison.



	February-14	February-13	February-12	February-11	February-10	Current Forecast	% Expensed
Personnel Service	\$14,633,719	\$13,341,883	\$12,881,050	\$13,146,222	\$12,455,362	\$21,602,413	67.74%
Benefits	\$4,623,309	\$4,753,340	\$4,566,719	\$4,680,837	\$4,403,260	\$7,183,156	64.36%
Purchased Services	\$4,351,377	\$3,627,661	\$3,380,132	\$3,530,043	\$3,258,937	\$6,921,992	62.86%
Supplies and Materials	\$645,227	\$686,892	\$809,680	\$912,079	\$951,614	\$1,229,380	52.48%
Capital Outlay	\$231,064	\$84,423	\$72,906	\$56,289	\$85,588	\$384,796	60.05%
Other	\$196,756	\$249,820	\$423,847	\$259,415	\$250,318	\$569,359	34.56%
Transfers and Adv., Etc. Other than Debt	\$2,407	\$82,409	\$44,937	\$27,317	\$34,198	\$102,407	2.35%
Total	\$24,683,860	\$22,826,430	\$22,179,271	\$22,612,201	\$21,439,277	\$37,993,503	64.97%
Tax Abatement Fund	\$358,679	\$915,151					

Totals do not include Tax Abatement Funds for purpose of comparison.





	SUB-TOTALS	TOTALS
	-----	-----
Gross Depository Balances:		
GENERAL FUND 344	\$ 862,085.11	
STAR OHIO 7017	9,019,269.40	
STAR OHIO 3142	2,283,702.66	
STAR OHIO 3288	644,162.95	
e-bAY 2135	10.67	
FLEX ACCT 3268	15,887.77	
CAFETERIA FUND 3124	168.38	
STAR PLUS 4275	754,131.74	
ATHLETIC TOURNAMENT 022	8,292.91	
US BANK INVESTMENTS	10,099,287.74	

Total Depository Balances (Gross)		\$ 23,686,999.33
Adjustments to Bank Balance:		
Cash in Transit to Bank	\$ 0.00	
Outstanding Checks	175,509.23-	
Adjustments	350.68	
Meal Magic \$1,627.18		
Special Pay -\$1,276.50		
0		
0		

Total Adjustments to Bank Balance		175,158.55-
Investments:		
Treasury Bonds and Notes	\$ 0.00	
Certificate of Deposits	2,798,434.69	
Other Securities	0.00	
Other Investments:		

Total Investments		2,798,434.69
Cash on Hand:		
Petty Cash:		
Treasurer's Office	\$ 500.00	
Ross High Athletics	3,450.00	
FMs Office/Concessions	200.00	
School Cafeteria's	663.00	
Elementary/Transportation	875.00	
Change Cash:		
Cash with Fiscal Agent	0.00	

Total Cash on Hand		5,688.00

Total Balances		\$ 26,315,963.47
		=====
Total Fund Balance		\$ 26,315,963.47
		=====
Depository Clearance Accounts:		
PAYROLL CHECKING 352	\$ 185,310.01	

DATE: 09/04/2014
TIME: 09:08

FREMONT CITY SCHOOL DISTRICT
CASH RECONCILIATION AS OF 08/31/2014

PAGE: 2
(USAEMSED)

SUB-TOTALS

TOTALS

Total Clearance Account Balances ----- \$ 185,310.01

Treasurer

FREMONT CITY SCHOOL DISTRICT *Investment Portfolio*

August 31, 2014 Investment Sheet

Major Funds

	Term	Interest Rate	Maturity Date	Investment Amount	Monthly Interest
StarOhio	On Demand	0.020%	Daily	\$9,019,269.40	\$216.76
StarOhio - Building	On Demand	0.020%	Daily	\$2,283,702.66	\$61.87
StarOhio - Classroom Facilities	On Demand	0.020%	Daily	\$644,162.95	\$17.45
Star Plus	On Demand	0.200%	Daily	\$754,131.74	\$127.96
Held at U S Bank (See Attached)		Variable	Variable	\$10,099,287.74	\$4,304.86
Waterford - CD	365-Days	0.400%	11/20/14	\$500,000.00	\$164.38
TriState Capital - Cedars CD	365-Days	0.400%	12/04/14	\$400,000.00	\$131.51
First Merit - CD	189-Days	0.200%	01/15/15	\$1,000,000.00	\$164.38
TriState Capital Bank - CD	365-Days	0.470%	07/02/15	\$248,000.00	\$95.80
TriState Capital Bank - Cedars CD	365-Days	0.400%	07/02/15	\$250,000.00	\$82.19

New Investments

Minor Funds

Money Market - Pearl Setzler	On Demand	0.330%	Daily	\$27,590.69	\$1.16
U S Bank-CD-Charles Fox	19-Month	0.550%	10/22/14	\$10,000.00	\$4.52
CCB-CD-Sara Horn	24-Month	0.250%	09/27/15	\$15,000.00	\$3.08
U S Bank-CD-Dora O'Farrell	24-Month	0.150%	03/05/16	\$1,000.00	\$0.12
U S Bank-CD-Linda Schwartz	24-Month	0.150%	03/05/16	\$3,000.00	\$0.37
U S Bank-CD-Beth Israel	24-Month	0.150%	03/05/16	\$4,500.00	\$0.55
CCB-CD-Gene H. Perry	24-Month	0.250%	04/29/16	\$122,000.00	\$25.07
CCB-CD-Mary Hedrick	36-Month	0.400%	10/30/16	\$1,000.00	\$0.99
CCB-CD-Senior Women	24-Month	0.250%	03/31/16	\$4,500.00	\$0.92
U S Bank-CD-Carolyn Rhodes	36-Month	0.350%	05/18/17	\$53,442.00	\$15.37
U S Bank-CD-Laura Kridler	36-Month	0.350%	05/18/17	\$1,000.00	\$0.29
U S Bank-CD-Edward Forgatsch	36-Month	0.350%	05/18/17	\$4,500.00	\$1.29
U S Bank-CD-American Assoc.	36-Month	0.350%	05/18/17	\$5,000.00	\$1.44
U S Bank-CD-Class of 1950	36-Month	0.350%	06/18/17	\$39,967.00	\$11.50
U S Bank-CD-Margaret Fox	36-Month	0.350%	06/18/17	\$1,000.00	\$0.29
U S Bank-CD-Alex Clark	36-Month	0.350%	06/18/17	\$10,000.00	\$2.88
U S Bank-CD-Pearl Setzler	36-Month	0.350%	06/27/17	\$68,000.00	\$19.56
U S Bank-CD-Howard Nowels	36-Month	0.400%	07/31/17	\$28,935.00	\$9.51



Baird Public Investment Advisors
INCOME - SETTLED TRADES
Fremont City Schools
US Bank Acct #001050970931
Attn: Jim Estle
From 08-01-14 Through 08-31-14

<u>Ex-Date</u>	<u>Pay-Date</u>	<u>Security</u>	<u>Amount</u>
U.S. GOVERNMENT AGENCY NOTES			
08-19-14	08-19-14	Federal Home Ln Bank 1.125% Due 05-19-17	2,545.31
08-27-14	08-27-14	Federal Home Ln Bank 0.875% Due 05-24-17	-2,045.68
08-27-14	08-27-14	Federal Natl Mtg Assoc 0.800% Due 02-27-17	3,000.00
			<hr/>
			3,499.63
COMMERCIAL PAPER			
08-18-14	08-18-14	Toyota Motor Credit 0.000% Due 09-24-14	766.34
			<hr/>
			766.34
COMMERCIAL PAPER - COUPON BEARING			
08-27-14	08-27-14	US Bank 0.100% Due 08-28-14	38.89
08-27-14	08-27-14	US Bank 0.100% Due 08-28-14	0.00
			<hr/>
			38.89
NET INCOME			<hr/> 4,304.86



Baird Public Investment Advisors
REALIZED GAINS AND LOSSES - SETTLED TRADES
Fremont City Schools
US Bank Acct #001050970931
Attn: Jim Estle
From 08-01-14 Through 08-31-14

Open Date	Close Date	Quantity	Security	Cost Basis	Proceeds	Gain Or Loss	
						Short Term	Long Term
05-19-14	08-19-14	905,000	Federal Home Ln Bank 1.125% Due 05-19-17	905,000.00	905,000.00	0.00	
TOTAL GAINS						0.00	0.00
TOTAL LOSSES						0.00	0.00
TOTAL REALIZED GAIN/LOSS				0.00			

FREMONT CITY SCHOOL DISTRICT
Self-Funded Insurance Program

August 31, 2014

Beginning Balance - August 1, 2014 \$ 377,855.73

REVENUE

Board of Education Contributions \$ 272,266.10

Employee Contributions \$ 21,527.48

Other

Total Revenue \$ 293,793.58

EXPENDITURES

Medical Claims \$ 168,544.69

Dental Claims \$ 32,421.60

Prescription Drug Claims \$ 57,498.34

Vision Claims \$ 4,769.91

Administrative Fees: \$ 53,269.49

 Medical Mutual \$ 19,679.86

 Dental \$ 1,926.28

 Express Scripts \$ 1,385.29

 Vision Service Plan \$ 692.02

 Stop Loss Insurance \$ 29,583.04

 Broker Fees

 COBRA

 Other \$ -

Total Expenditures \$ 316,504.03

Monthly Profit/(Loss) **\$ (22,710.45)**

Ending Balance - August 31, 2014 \$ 355,145.28

-- Options Summary --

Summary or detail report? (S,D) D
Output file: FINSUM.TXT
Print options page? (Y,N) Y
Generate FINDET report for comparison? (Y,N) N
!Sort options: FS
Include funds with zero balances in all fields? (Y,N) Y
Include future encumbrance amounts? (Y,N) N

BAT_FINSUM executed by FREMONT_NC on node NOECA3:: at 4-SEP-2014 09:05:37.37

Date: 09/04/2014
 Time: 9:05 am

FREMONT CITY SCHOOL DISTRICT
 Financial Report by Fund/SCC

Fund #	Fund Description	FYTD Receipts	MTD Expenditures	FYTD Expenditures	Current Fund Balance	Current Encumbrances	Unencumbered Fund Balance	Bank Code
001 0000	GENERAL FUND							
	6,260,342.74	2,559,864.28	10,597,428.78	3,692,605.10	6,532,347.52	10,325,424.00	513,232.72	9,812,191.28
001 9000	TECHNOLOGY FUND - DISTRICT WIDE							
	0.00	2,065.00	2,340.00	25,779.39	25,779.39	23,439.39-	0.00	23,439.39-
001 9001	GENERAL FEE - ATKINSON							
	0.00	625.00	650.00	0.00	0.00	650.00	7,000.00	6,350.00-
001 9002	GENERAL FEE - CROGHAN							
	0.00	675.00	675.00	0.00	0.00	675.00	6,500.00	5,825.00-
001 9003	GENERAL FEE - HAYES							
	0.00	200.00	200.00	118.03	118.03	81.97	5,624.07	5,542.10-
001 9004	GENERAL FEE - LUTZ							
	7,593.96	50.00	200.00	287.50	1,233.38	6,560.58	2,000.00	4,560.58
001 9005	GENERAL FEE - OTIS							
	0.00	125.00	150.00	0.00	0.00	150.00	8,204.59	8,054.59-
001 9006	GENERAL FEE - STAMM							
	0.00	250.00	445.00	0.00	0.00	445.00	6,819.36	6,374.36-
001 9007	GENERAL FEE - WASHINGTON							
	4,501.49	575.00	575.00	0.00	0.00	5,076.49	1,989.00	3,087.49
001 9008	GENERAL FEE - ATKINSON							
	0.00	0.00	0.00	0.00	0.00	0.00	0.00	0.00
001 9009	GENERAL FEE - CROGHAN							
	0.00	0.00	0.00	0.00	0.00	0.00	0.00	0.00
001 9010	FMS-SIXTH GRADE STUDENT FEES YR 11-12							
	50.00	0.00	0.00	0.00	0.00	50.00	0.00	50.00
001 9013	GENERAL FEE - STAMM							
	0.00	0.00	0.00	0.00	0.00	0.00	0.00	0.00
001 9020	GENERAL FEE - STAMM							
	0.00	0.00	0.00	0.00	0.00	0.00	0.00	0.00
001 9050	ELEMENTARY MUSIC							
	0.00	0.00	0.00	0.00	0.00	0.00	0.00	0.00
001 9100	WORKBOOKS - ROSS							
	756.61	66.50	76.50	550.00	550.00	283.11	110.00	173.11

Date: 09/04/2014
 Time: 9:05 am

FREMONT CITY SCHOOL DISTRICT
 Financial Report by Fund/SCC

Page: 2
 (FINSUM)

Fund #	Fund Description	FYTD Receipts	MTD Expenditures	FYTD Expenditures	Current Fund Balance	Current Encumbrances	Unencumbered Fund Balance	Bank Code
001 9101	ROSS ID TAGS 6,461.08	168.00	186.00	0.00	0.00	6,647.08	0.00	6,647.08
001 9102	SAFETY GLASSES - ROSS 40.55	0.00	0.00	0.00	0.00	40.55	0.00	40.55
001 9103	ART FUND - ROSS 1,574.57	1,003.00	1,058.00	11,029.15	14,986.94	12,354.37-	1,613.53	13,967.90-
001 9104	HOME ECONOMICS - ROSS 0.00	131.92	131.92	0.00	0.00	131.92	2,000.00	1,868.08-
001 9105	WOODS - ROSS 0.00	305.50	390.50	0.00	0.00	390.50	0.00	390.50
001 9106	ENERGY & POWER - ROSS 2,638.84	0.00	0.00	0.00	0.00	2,638.84	0.00	2,638.84
001 9107	METALS - ROSS 1,123.74	0.00	0.00	0.00	0.00	1,123.74	0.00	1,123.74
001 9108	COMPUTER TECHNOLOGY - ROSS 7,508.77	209.00	250.50	0.00	149.98	7,609.29	0.00	7,609.29
001 9109	PHOTOGRAPHY - ROSS 0.00	225.00	270.00	0.00	37.42	232.58	1,098.95	866.37-
001 9110	SCIENCE - ROSS 0.00	1,120.50	1,240.50	12,927.25	13,183.66	11,943.16-	3,114.96	15,058.12-
001 9111	BUSINESS - ROSS 1,130.22	231.00	231.00	0.00	0.00	1,361.22	1,000.00	361.22
001 9112	ENGINEERING DESIGN - ROSS 686.67	0.00	0.00	0.00	0.00	686.67	0.00	686.67
001 9113	MATH/ROSS 1,190.63	313.00	333.00	268.56	413.95	1,109.68	1,080.90	28.78
001 9114	APPLIED MANUFACTURING & TECHNOLOGY 1,428.72	0.00	0.00	0.00	0.00	1,428.72	0.00	1,428.72
001 9115	ROSS PARKING 3,859.58	190.00	190.00	0.00	579.35	3,470.23	0.00	3,470.23
001 9116	FIRST AID & SAFETY/ROSS 783.17	0.00	0.00	0.00	0.00	783.17	0.00	783.17

Date: 09/04/2014
 Time: 9:05 am

FREMONT CITY SCHOOL DISTRICT
 Financial Report by Fund/SCC

Page: 3
 (FINSUM)

Fund #	Fund Description	FYTD Receipts	MTD Expenditures	FYTD Expenditures	Current Fund Balance	Current Encumbrances	Unencumbered Fund Balance	Bank Code
001 9117	BIOLOGY AP/ROSS 0.00 0.00	0.00	1,140.70	1,140.70	1,140.70-	0.00	1,140.70-	
001 9118	CHEMISTRY AP/ROSS 1,914.49 25.00	25.00	3,001.90	3,001.90	1,062.41-	0.00	1,062.41-	
001 9119	PHYSICS AP/ROSS 1,124.38 0.00	0.00	0.00	0.00	1,124.38	0.00	1,124.38	
001 9120	BAND - ROSS 1,585.17 560.75	568.25	1,331.44	2,153.42	0.00	2,015.00	2,015.00-	
001 9121	GOVERNMENT - ROSS 340.98 0.00	0.00	0.00	0.00	340.98	0.00	340.98	
001 9122	MUSIC DEPARTMENT CLEANING FEES 348.98 0.00	0.00	0.00	0.00	348.98	0.00	348.98	
001 9123	SCHOOL PLANNERS 285.01 151.00	189.50	0.00	0.00	474.51	0.00	474.51	
001 9125	FOREIGN LANGUAGES - ROSS 0.00 368.00	410.00	0.00	563.12	153.12-	5,553.21	5,706.33-	
001 9200	MIDDLE SCHOOL CALCULATORS 0.00 184.00	253.00	0.00	0.00	253.00	0.00	253.00	
001 9201	MIDDLE SCHOOL ID TAGS/PLANNERS 0.00 111.00	135.50	0.00	0.00	135.50	1,859.02	1,723.52-	
001 9203	ART - MIDDLE SCHOOL 0.00 334.00	373.00	0.00	0.00	373.00	0.00	373.00	
001 9205	MATERIALS & PROCESSING - MIDDLE SCHOOL 0.00 140.00	194.00	0.00	0.00	194.00	4,417.12	4,223.12-	
001 9206	FMS-CULTURAL CONNECTION-FOREIGN LANGUAGE 0.00 20.00	22.00	0.00	0.00	22.00	0.00	22.00	
001 9210	SCIENCE - MIDDLE SCHOOL 0.00 259.00	294.00	1,591.22	1,591.22	1,297.22-	5,225.85	6,523.07-	
001 9211	CHOIR - MIDDLE SCHOOL 0.00 0.00	24.50	735.02	735.02	710.52-	0.00	710.52-	
001 9212	BAND - MIDDLE SCHOOL 0.00 142.50	217.50	1,573.23	1,510.48	1,292.98-	2,662.02	3,955.00-	

Date: 09/04/2014
 Time: 9:05 am

FREMONT CITY SCHOOL DISTRICT
 Financial Report by Fund/SCC

Page: 4
 (FINSUM)

Fund #	Fund Description	FYTD Receipts	MTD Expenditures	FYTD Expenditures	Current Fund Balance	Current Encumbrances	Unencumbered Fund Balance	Bank Code
001 9213	INDUSTRIAL TECH - MIDDLE SCHOOL	0.00	0.00	0.00	215.00	2,169.77	1,954.77-	
	0.00 140.00 215.00							
001 9214	COMPUTER & KEYBOARDING - MIDDLE SCHOOL	1,772.05	0.00	0.00	1,807.05	0.00	1,807.05	
	15.00 35.00							
001 9216	ORCHESTRA - MIDDLE SCHOOL	267.79	130.50	130.50	272.29	1,920.00	1,647.71-	
	135.00 135.00							
001 9217	LANGUAGE ARTS FEES - FMS	0.00	0.00	0.00	26.00	998.00	972.00-	
	26.00 26.00							
001 9218	SOCIAL STUDIES-FMS	0.00	0.00	0.00	26.00	998.00	972.00-	
	26.00 26.00							
001 9219	MATH FEES - FMS	0.00	0.00	0.00	26.00	998.00	972.00-	
	26.00 26.00							
001 9220	MUSIC-GUITAR FMS	0.00	0.00	0.00	20.00	970.00	950.00-	
	20.00 20.00							
001 9300	BUS PURCHASES - STATE MONIES	0.00	0.00	0.00	0.00	0.00	0.00	
	0.00 0.00							
001 9301	HANDICAPPED BUS PURCHASES - STATE MONIES	0.00	0.00	0.00	0.00	0.00	0.00	
	0.00 0.00							
001 9302	BUS PURCHASES - LOCAL	4,050.00	0.00	0.00	4,050.00	0.00	4,050.00	
	0.00 0.00							
001 9303	MEDICAID SCHOOL PROGRAM	455,554.74	11,482.49	22,537.98	433,016.76	2,950.00	430,066.76	
	0.00 0.00							
001 9304	TAX ABATEMENT	5,282,003.85	3,380.00	3,380.00	5,287,743.85	113,416.33	5,174,327.52	
	0.00 9,120.00							
001 9305	AUCTION FUNDING	50,151.70	0.00	0.00	50,151.70	3,000.00	47,151.70	
	0.00 0.00							
001 9306	CASINO REVENUE	174,966.89	3,046.30	6,431.26	275,513.08	77,953.70	197,559.38	
	106,977.45 106,977.45							
001 9600	BAND - ROSS	0.00	6,758.50	9,430.90	6,668.23-	1,218.00	7,886.23-	
	2,737.42 2,762.67							
001 9601	ELEMENTARY BAND - DISTRICT WIDE	170.00	0.00	0.00	170.00	0.00	170.00	
	0.00 0.00							

Date: 09/04/2014
 Time: 9:05 am

FREMONT CITY SCHOOL DISTRICT
 Financial Report by Fund/SCC

Page: 5
 (FINSUM)

Fund #	Fund Description	FYTD Receipts	MTD Expenditures	FYTD Expenditures	Current Fund Balance	Current Encumbrances	Unencumbered Fund Balance	Bank Code
001 9602	ELEMENTARY ORCHESTRA - DISTRICT WIDE	740.00	0.00	0.00	740.00	0.00	740.00	
001 9603	ORCHESTRA - ROSS	553.68	5.00	0.00	558.68	1,439.41	880.73-	
001 9604	CHOIR - ROSS	0.00	6.50	515.48	508.98-	1,242.75	1,751.73-	
002 9004	NOTE - INCOME TAX	300.67	0.00	0.00	300.67	0.00	300.67	
002 9800	2008 ENP	770,635.75	107,134.25	490,134.25	11,369.42	373,227.55	887,542.45	0.00
003 0000	PERMANENT IMPROVEMENT FUND	297,301.98	69,086.21	315,086.21	104,998.98	112,701.73	499,686.46	166,142.90
003 9000	P I BUS FUND	135,000.00	0.00	0.00	0.00	0.00	135,000.00	0.00
003 9001	STADIUM	292,000.00	0.00	0.00	0.00	0.00	292,000.00	0.00
003 9002	ATHLETIC RESURFACING FUND	20,000.00	0.00	0.00	0.00	0.00	20,000.00	0.00
003 9003	WEIGHT ROOM FUND	1.00	0.00	0.00	0.00	0.00	1.00	13,043.98
003 9004	VEHICLE FUND - NON BUS	9,950.00	0.00	0.00	0.00	3,550.00	6,400.00	0.00
003 9005	POOL EQUIPMENT	791.77	0.00	0.00	5,278.00	5,278.00	4,486.23-	7,360.00
003 9012	SCOREBOARD FUND	0.00	0.00	0.00	0.00	0.00	0.00	0.00
003 9013	RETAINED INTEREST	3.11	0.00	0.00	0.00	0.00	3.11	0.00
003 9414	OHIO FACILITIES CONSTRUCTION COMMISSION GRANT	0.00	0.00	0.00	0.00	0.00	0.00	0.00
004 9800	2008 ENP BUILDING FUND	1,028.55	0.00	0.00	0.00	0.00	1,028.55	0.00

Date: 09/04/2014
 Time: 9:05 am

FREMONT CITY SCHOOL DISTRICT
 Financial Report by Fund/SCC

Fund #	Fund Description	FYTD Receipts	MTD Expenditures	FYTD Expenditures	Current Fund Balance	Current Encumbrances	Unencumbered Fund Balance	Bank Code
006 0000	FOOD SERVICE FUND							
	1,763,492.79	33,572.29	63,387.02	80,837.31	1,716,457.77	19,403.81	1,697,053.96	
006 9009	SCHOOL BREAKFAST GRANT							
	1,000.00	0.00	0.00	0.00	1,000.00	0.00	1,000.00	
006 9014	FARM TO SCHOOL GRANT							
	0.00	0.00	0.00	0.00	0.00	0.00	0.00	
006 932N	ARRA CAFETERIA EQUIPMENT ASSISTANCE							
	0.00	0.00	0.00	0.00	0.00	0.00	0.00	
007 9000	A C NICHOLS CHARITABLE TRUST							
	8,036.38	0.00	0.00	0.00	8,036.38	0.00	8,036.38	
007 9035	PEARL SETZLER TRUST FUND							
	96,852.95	161.09	0.00	0.00	97,055.20	0.00	97,055.20	
007 9050	DORA O'FARRELL ART SCHOLARSHIP FUND							
	1,000.00	0.00	0.00	0.00	1,000.00	0.00	1,000.00	
007 9103	SARA HORN MEMORIAL SCHOLARSHIP							
	20,637.68	0.00	0.00	0.00	20,637.68	0.00	20,637.68	
007 9104	SARA HORN MEMORIAL SCHOLARSHIP INTEREST							
	58.08	0.00	0.00	0.00	58.08	0.00	58.08	
007 9105	SENIOR WOMEN'S SERVICE AWARD							
	4,761.00	0.00	0.00	0.00	4,761.00	0.00	4,761.00	
007 9106	SENIOR WOMEN'S SERVICE AWARD INTEREST							
	0.00	0.00	0.00	0.00	0.00	0.00	0.00	
007 9150	DORA O'FARRELL ART SCHOLARSHIP INTEREST							
	712.02	0.00	0.00	0.00	712.02	0.00	712.02	
007 9201	LAURA KRIDLER TRUST FUND							
	1,000.00	0.00	0.00	0.00	1,000.00	0.00	1,000.00	
007 9202	MARGARET FOX TRUST FUND							
	1,000.00	0.00	0.00	0.00	1,000.00	0.00	1,000.00	
007 9206	BERTHA YOUNGMAN TRUST FUND							
	1,000.00	0.00	0.00	0.00	1,000.00	0.00	1,000.00	
007 9207	IMOGENE FORSYTH TRUST FUND							
	500.00	0.00	0.00	0.00	500.00	0.00	500.00	

Date: 09/04/2014
 Time: 9:05 am

FREMONT CITY SCHOOL DISTRICT
 Financial Report by Fund/SCC

Page: 7
 (FINSUM)

Fund #	Fund Description	FYTD Receipts	MTD Expenditures	FYTD Expenditures	Current Fund Balance	Current Encumbrances	Unencumbered Fund Balance	Bank Code
007 9601	LAURA KRIDLER TRUST INTEREST	41.25	0.88	0.00	42.13	0.00	42.13	
007 9602	MARGARET FOX INTEREST	1,239.69	0.00	0.00	1,239.69	0.00	1,239.69	
008 9100	ALBERT D. HETRICK SCHOLARSHIP FUND	0.00	0.00	0.00	0.00	0.00	0.00	
008 9101	GENE H. PERRY SCHOLARSHIP	124,170.05	0.00	0.00	124,170.05	0.00	124,170.05	
008 9102	GENE H. PERRY SCHOLARSHIP INTEREST	498.01	0.00	76.06	574.07	0.00	574.07	
008 9203	MARY HEDRICK TRUST FUND	1,000.00	0.00	0.00	1,000.00	0.00	1,000.00	
008 9204	LINDA SCHWARTZ TRUST FUND	3,000.00	0.00	0.00	3,000.00	0.00	3,000.00	
008 9205	CHARLES FOX TRUST FUND	10,000.00	0.00	0.00	10,000.00	0.00	10,000.00	
008 9400	EDWARD L. FORGATSCH SCHOLARSHIP FUND	4,500.00	0.00	0.00	4,500.00	0.00	4,500.00	
008 9401	BETH ISRAEL CONGREGATION AWARD	4,500.00	0.00	0.00	4,500.00	0.00	4,500.00	
008 9407	G. ALEX CLARK SCHOLARSHIP	10,000.00	0.00	0.00	10,000.00	0.00	10,000.00	
008 9500	ALBERT D. HETRICK SCHOLARSHIP INTEREST	0.00	0.00	0.00	0.00	0.00	0.00	
008 9501	CLASS OF 1950 SCHOLARSHIP FUND	40,317.18	0.00	0.00	40,317.18	0.00	40,317.18	
008 9508	AMERICAN ASSOC OF UNIV WOMEN - PRINCIPAL	5,000.00	0.00	0.00	5,000.00	0.00	5,000.00	
008 9599	HOWARD W. NOWELS FOUNDATION	28,935.08	0.00	0.00	28,935.08	0.00	28,935.08	
008 9600	EDWARD FORGATSCH SCHOLARSHIP INTEREST	50.39	3.97	3.97	54.36	0.00	54.36	

Date: 09/04/2014
 Time: 9:05 am

FREMONT CITY SCHOOL DISTRICT
 Financial Report by Fund/SCC

Fund #	Fund Description	FYTD	MTD	FYTD	Current	Current	Unencumbered	Bank	
Begin	MTD	Receipts	Expenditures	Expenditures	Fund	Encumbrances	Fund	Code	
Balance	Receipts				Balance		Balance		
008 9601	BETH ISRAEL CONGREGATION INTEREST	5.49	0.00	0.00	0.00	5.49	0.00	5.49	
008 9603	MARY HEDRICK INTEREST	687.64	0.00	1.00	0.00	688.64	0.00	688.64	
008 9604	LINDA SCHWARTZ SCHOLARSHIP INTEREST	8.14	0.00	0.00	0.00	8.14	0.00	8.14	
008 9605	CHARLES FOX SCHOLARSHIP INTEREST	5,461.68	4.67	9.19	0.00	5,470.87	0.00	5,470.87	
008 9607	G. ALEX CLARK SCHOLARSHIP INTEREST	103.07	0.00	0.00	0.00	103.07	0.00	103.07	
008 9608	AMERICAN ASSOC OF UNIV WOMEN - INTEREST	61.22	4.42	7.26	0.00	68.48	0.00	68.48	
008 9699	HOWARD NOWELS FOUNDATION INTEREST	41.30	0.00	13.47	0.00	54.77	0.00	54.77	
008 9701	CLASS OF 1950 SCHOLARSHIP INTEREST	122.75	0.00	0.00	0.00	122.75	0.00	122.75	
008 9801	CAROLYN RHODES SCHOLARSHIP FUND	70,558.28	0.00	7,228.32	0.00	77,786.60	0.00	77,786.60	
008 9901	CAROLYN RHODES - INTEREST	529.99	47.17	47.17	0.00	577.16	0.00	577.16	
010 9800	2008 ENP CLASSROOM FAC.- STATE	697,437.27	0.00	0.00	43,824.74	43,824.74	653,612.53	0.00	653,612.53
010 9801	2008 CLASSROOM FAC. INTEREST - STATE	4,834.30	17.45	32.37	0.00	0.00	4,866.67	0.00	4,866.67
010 9802	2008 ENP CLASSROOM FAC. - LOCAL	1,887,326.32	0.00	0.00	0.00	0.00	1,887,326.32	0.00	1,887,326.32
010 9803	2008 CLASSROOM FAC. INTEREST - LOCAL	387,917.67	61.87	114.75	0.00	0.00	388,032.42	0.00	388,032.42
010 9804	RETAINED EARNINGS	1.23	0.00	0.00	0.00	0.00	1.23	0.00	1.23
014 0000	INTERNAL SERVICE ROTARY FUND	147.39	0.00	0.00	0.00	0.00	147.39	0.00	147.39

Date: 09/04/2014
 Time: 9:05 am

FREMONT CITY SCHOOL DISTRICT
 Financial Report by Fund/SCC

Page: 9
 (FINSUM)

Fund #	Fund Description	FYTD Receipts	MTD Expenditures	FYTD Expenditures	Current Fund Balance	Current Encumbrances	Unencumbered Fund Balance	Bank Code
014 9003	AMERICAN HISTORY GRANT	0.00	0.00	0.00	0.00	0.00	0.00	
018 9000	LEARNING RESOURCE CENTER	29.77	0.00	0.00	29.77	0.00	29.77	
018 9001	ELEMENTARY CURRICULUM	3,326.44	0.00	0.00	3,326.44	0.00	3,326.44	
018 9003	SUPERINTENDENT - CAMPUS WEAR	815.95	1,500.00	500.00	1,815.95	900.00	915.95	
018 9004	FMS PAVER PROJECT	1,115.00	0.00	0.00	1,115.00	0.00	1,115.00	
018 9005	CAMPUS WEAR-STUDENT SERVICES	0.00	0.00	0.00	0.00	0.00	0.00	
018 9013	ESL PROGRAM-DONATION-VOCES UNIDAS	500.00	0.00	0.00	500.00	0.00	500.00	
018 9100	ROSS HIGH LIBRARY	748.77	11.95	0.00	760.72	141.52	619.20	
018 9101	EXCELLENCE REWARD PROGRAM - ROSS HIGH	1,121.94	0.00	0.00	1,121.94	0.00	1,121.94	
018 9102	COMMUNITY DONATIONS - ROSS	2,830.35	69.50	579.00	2,290.46	593.86	1,696.60	
018 9103	COLLEGE TESTING - ROSS	1,082.74	0.00	0.00	1,082.74	0.00	1,082.74	
018 9104	MAKE A DIFFERENCE CLUB - ROSS	2.33	0.00	0.00	2.33	0.00	2.33	
018 9199	E-RATE GRANT FUND	198,559.52	3,034.00	8,131.33	131,272.74	24,954.29	106,318.45	
018 9200	MS LIBRARY	2,108.30	25.76	0.00	2,146.37	126.00	2,020.37	
018 9201	YOUTH ASSET TEAM - MIDDLE SCHOOL	147.01	0.00	0.00	147.01	0.00	147.01	
018 9203	FMS DONATION FUND	265.00	0.00	0.00	265.00	0.00	265.00	

Date: 09/04/2014
 Time: 9:05 am

FREMONT CITY SCHOOL DISTRICT
 Financial Report by Fund/SCC

Page: 10
 (FINSUM)

Fund #	Fund Description	FYTD Receipts	MTD Expenditures	FYTD Expenditures	Current Fund Balance	Current Encumbrances	Unencumbered Fund Balance	Bank Code
018 9300	ATKINSON LIBRARY							
	1,855.53	0.00	0.00	0.00	1,855.53	0.00	1,855.53	
018 9303	PRINCIPAL'S ACCOUNT/ATKINSON							
	4,777.59	783.20	783.20	300.00	390.00	5,170.79	0.00	5,170.79
018 9304	MAKE A DIFFERENCE-ATKINSON							
	320.86	0.00	0.00	0.00	0.00	320.86	0.00	320.86
018 9305	ART FUND - ATKINSON							
	0.00	0.00	0.00	0.00	0.00	0.00	0.00	0.00
018 9306	ART FUND - CROGHAN							
	0.00	0.00	0.00	0.00	0.00	0.00	0.00	0.00
018 9307	ART FUND - WASHINGTON							
	0.00	0.00	0.00	0.00	0.00	0.00	0.00	0.00
018 9400	CROGHAN LIBRARY							
	1,105.18	0.00	0.00	0.00	0.00	1,105.18	536.68	568.50
018 9404	PRINCIPAL'S ACCOUNT/CROGHAN							
	2,592.00	0.00	0.00	150.00	150.00	2,442.00	0.00	2,442.00
018 9500	HAYES LIBRARY							
	792.33	0.00	5.99	0.00	179.96	618.36	27.45	590.91
018 9505	PRINCIPAL'S ACCOUNT/HAYES							
	1,615.42	0.00	0.00	292.31	292.31	1,323.11	119.29	1,203.82
018 9506	HAYES - MAKE A DIFFERENCE CLUB							
	5,484.02	0.00	0.00	0.00	0.00	5,484.02	1,700.00	3,784.02
018 9600	LUTZ LIBRARY							
	2,260.40	0.00	0.00	0.00	0.00	2,260.40	0.00	2,260.40
018 9606	PRINCIPAL'S ACCOUNT/LUTZ							
	6,835.08	0.00	0.00	0.00	0.00	6,835.08	0.00	6,835.08
018 9700	OTIS LIBRARY							
	1,304.35	0.00	0.00	0.00	105.55	1,198.80	0.00	1,198.80
018 9707	PRINCIPAL'S ACCOUNT/OTIS							
	793.00	0.00	0.00	0.00	0.00	793.00	0.00	793.00
018 9800	STAMM LIBRARY							
	119.64	0.00	0.00	0.00	0.00	119.64	0.00	119.64

Date: 09/04/2014
 Time: 9:05 am

FREMONT CITY SCHOOL DISTRICT
 Financial Report by Fund/SCC

Page: 11
 (FINSUM)

Fund #	Fund Description	FYTD Receipts	MTD Expenditures	FYTD Expenditures	Current Fund Balance	Current Encumbrances	Unencumbered Fund Balance	Bank Code
018 9808	PRINCIPAL'S ACCOUNT/STAMM 6,835.72	0.00	100.00	100.00	6,735.72	188.95	6,546.77	
018 9900	WASHINGTON LIBRARY 430.99	0.00	0.00	137.37	293.62	0.00	293.62	
018 9904	WASHINGTON - MAKE A DIFFERENCE 158.38	0.00	0.00	0.00	158.38	0.00	158.38	
018 9905	MAKE A DIFFERENCE - FREMONT MIDDLE SCHOOL 73.54	0.00	0.00	0.00	73.54	0.00	73.54	
018 9909	PRINCIPAL'S ACCOUNT/WASHINGTON 3,255.86	0.00	0.00	50.00	3,205.86	820.98	2,384.88	
018 9999	TECHNOLOGY 200.02	0.00	0.00	0.00	200.02	0.00	200.02	
019 9000	TAX ABATEMENT 0.00	0.00	0.00	0.00	0.00	0.00	0.00	
019 9001	HEINZ MENTORING GRANT 275.35	0.00	0.00	0.00	275.35	94.48	180.87	
019 9002	BUCKEYE HEALTHY SCHOOL ALLIANCE GRANT 0.00	0.00	0.00	0.00	0.00	0.00	0.00	
019 9003	SCHOOL GRANTS FOR HEALTHY KIDS 1,444.42	0.00	0.00	0.00	1,444.42	0.00	1,444.42	
019 9007	EDUCATION TO REDUCE RISKY BEHAVIORS IN YOUTH 0.00	0.00	0.00	0.00	0.00	0.00	0.00	
019 9103	GOOD BEGINNINGS 2002-03 0.00	0.00	0.00	0.00	0.00	0.00	0.00	
019 9114	KINDER ACADEMY - UNITED WAY 307.71	0.00	0.00	0.00	307.71	0.00	307.71	
019 9115	PROJECT ATTEND - UNITED WAY 3,773.97	393.91	787.75	0.00	4,561.72	80.10	4,481.62	
019 9116	ACE MENTORING - UNITED WAY 1,153.41	368.78	737.60	62.80	1,828.21	769.39	1,058.82	
019 9117	PARENT/COMMUNITY INVOLVEMENT-UNITED WAY 0.00	182.45	364.90	0.00	364.90	0.00	364.90	

Date: 09/04/2014
 Time: 9:05 am

FREMONT CITY SCHOOL DISTRICT
 Financial Report by Fund/SCC

Page: 12
 (FINSUM)

Fund #	Fund Description	FYTD Receipts	MTD Expenditures	FYTD Expenditures	Current Fund Balance	Current Encumbrances	Unencumbered Fund Balance	Bank Code
019 9201	FUEL UP TO PLAY 60 - ROSS	224.31	0.00	0.00	224.31	0.00	224.31	
019 9202	FUEL UP TO PLAY 60 - STAMM	962.36	0.00	0.00	962.36	0.00	962.36	
019 9203	FUEL UP TO PLAY 60 - WASHINGTON	691.06	0.00	0.00	691.06	0.00	691.06	
019 9301	FMS YOUTH ASSET TEAM 1	0.00	0.00	0.00	0.00	0.00	0.00	
019 9302	FMS YOUTH ASSET TEAM 2	37.34	0.00	0.00	37.34	27.96	9.38	
019 9800	HIGH SCHOOLS THAT WORK	2,959.60	0.00	0.00	2,959.60	0.00	2,959.60	
022 9300	ATHLETIC TOURNAMENT ACCOUNT	9,461.61	2,176.92	3,544.02	8,094.51	0.00	8,094.51	
022 9320	MIDDLE SCHOOL STAFF FUND	0.00	0.00	0.00	0.00	0.00	0.00	
022 9321	"DENIM DROP"/MIDDLE SCHOOL STAFF	12.23	0.00	0.00	12.23	0.00	12.23	
022 9360	ROSS HIGH FACULTY FUND	580.63	0.00	0.00	580.63	0.00	580.63	
022 9930	EDUCATIONAL INNOVATIVE GRANT	0.00	0.00	0.00	0.00	0.00	0.00	
022 9999	UNCLAIMED MONIES	636.91	26.53	26.53	636.91	0.00	636.91	
024 0000	SELF-INSURANCE PROGRAM	555,302.49	316,504.03	842,816.91	355,145.28	102,450.00	252,695.28	
024 9000	FLEX BENEFITS	13,336.41	13,653.71	26,867.62	14,747.13	7,307.23	7,439.90	
027 0000	WORKMANS COMP.-SELF INS	435,165.54	1,060.00	2,120.00	449,344.46	4,330.00	445,014.46	
031 0000	UNDERGROUND STORAGE TANKS	11,000.00	0.00	0.00	11,000.00	0.00	11,000.00	

Date: 09/04/2014
 Time: 9:05 am

FREMONT CITY SCHOOL DISTRICT
 Financial Report by Fund/SCC

Fund #	Fund Description	FYTD Receipts	MTD Expenditures	FYTD Expenditures	Current Fund Balance	Current Encumbrances	Unencumbered Fund Balance	Bank Code
034 0000	CLASSROOM FAC. MAINT.	1,459,002.14	84.49	730.68	1,458,271.46	4,433.00	1,453,838.46	
200 9100	A CAPPELLA CHOIR	4,569.39	0.00	0.00	4,569.39	300.00	4,269.39	
200 9101	AMERICAN FIELD SERVICE	279.98	0.00	0.00	279.98	0.00	279.98	
200 9102	YEARBOOK - ROSS ANNUAL	15,725.03	360.00	0.00	16,085.03	9,000.00	7,085.03	
200 9103	ART CLUB	2,325.38	0.00	0.00	2,325.38	0.00	2,325.38	
200 9104	FREMONT ROSS BAND	4,122.70	0.00	3,400.00	722.70	0.00	722.70	
200 9105	INTERNATIONAL RELATIONS CLUB-ROSS	2,046.44	0.00	0.00	2,046.44	0.00	2,046.44	
200 9106	FUTURE TEACHERS OF AMERICA-ROSS	284.92	0.00	0.00	284.92	0.00	284.92	
200 9107	CHATTER	1.68	0.00	0.00	1.68	0.00	1.68	
200 9108	MULTI-MEDIA CLUB - ROSS	15.46	0.00	0.00	15.46	0.00	15.46	
200 9109	DRAMA CLUB	1,827.84	0.00	0.00	1,827.84	0.00	1,827.84	
200 9110	FRENCH CLUB/ROSS	3,105.63	0.00	0.00	3,105.63	0.00	3,105.63	
200 9111	FUTURE FARMERS OF AMERICA	2,679.22	230.20	933.76	1,745.46	1,501.48	243.98	
200 9112	ROSS PEP CLUB	0.00	0.00	0.00	0.00	0.00	0.00	
200 9113	HEALTH AND WELLNESS	307.88	0.00	0.00	307.88	0.00	307.88	
200 9114	SPANISH CLUB - ROSS	1,645.09	0.00	0.00	1,645.09	0.00	1,645.09	

Date: 09/04/2014
 Time: 9:05 am

FREMONT CITY SCHOOL DISTRICT
 Financial Report by Fund/SCC

Page: 14
 (FINSUM)

Fund #	Fund Description	FYTD Receipts	MTD Expenditures	FYTD Expenditures	Current Fund Balance	Current Encumbrances	Unencumbered Fund Balance	Bank Code
200 9115	KEY CLUB 496.41	0.00	0.00	0.00	496.41	0.00	496.41	
200 9116	NATIONAL HONOR SOCIETY 3,003.64	10.00	0.00	0.00	3,013.64	0.00	3,013.64	
200 9117	ORCHESTRA 510.13	0.00	0.00	0.00	510.13	0.00	510.13	
200 9118	SADD CLUB 335.15	0.00	0.00	0.00	335.15	0.00	335.15	
200 9119	QUIZ BOWL 110.00	0.00	0.00	0.00	110.00	0.00	110.00	
200 9120	SCIENCE CLUB-ROSS 1,278.79	0.00	0.00	0.00	1,278.79	0.00	1,278.79	
200 9121	STUDENT COUNCIL-ROSS 1,108.59	0.00	0.00	296.72	811.87	420.00	391.87	
200 9122	COMMUNITY DONATIONS 607.17	0.00	0.00	0.00	607.17	0.00	607.17	
200 9123	MEXICO TRIP - ROSS 1,000.03	0.00	0.00	0.00	1,000.03	0.00	1,000.03	
200 9126	BOWLING CLUB - ROSS 569.18	0.00	0.00	0.00	569.18	0.00	569.18	
200 9127	CLUB HOCKEY - ROSS HIGH 507.83	0.00	0.00	0.00	507.83	75.00	432.83	
200 9128	HISPANIC COMMITTEE - ROSS 1,465.72	0.00	100.00	100.00	1,365.72	0.00	1,365.72	
200 9129	ROSS SPRING MUSICAL 5,006.20	31.50	0.00	0.00	5,037.70	500.00	4,537.70	
200 9130	Ross Leadership Club 1,054.54	0.00	0.00	0.00	1,054.54	1,292.06	237.52-	
200 9131	Photography Club Ross 31.00	0.00	0.00	0.00	31.00	0.00	31.00	
200 9132	FREMONT ROSS DANCE TEAM 76.70	0.00	0.00	0.00	76.70	0.00	76.70	

Date: 09/04/2014
 Time: 9:05 am

FREMONT CITY SCHOOL DISTRICT
 Financial Report by Fund/SCC

Page: 16
 (FINSUM)

Fund #	Fund Description	FYTD Receipts	MTD Expenditures	FYTD Expenditures	Current Fund Balance	Current Encumbrances	Unencumbered Fund Balance	Bank Code
200 9200	JR. HIGH CHESS CLUB 90.31	0.00	0.00	0.00	90.31	0.00	90.31	
200 9201	BUILDER'S CLUB/JR HIGH 313.27	0.00	0.00	0.00	313.27	0.00	313.27	
200 9202	MS MAGAZINE FUND 13,602.03	13.60	682.96	682.96	12,932.67	3,314.98	9,617.69	
200 9203	MS BAND 92.59	0.00	0.00	0.00	92.59	0.00	92.59	
200 9204	MS CHOIR 657.10	0.00	0.00	0.00	657.10	0.00	657.10	
200 9205	OUTDOOR ADVENTURE CLUB/FMS 236.16	0.00	0.00	0.00	236.16	0.00	236.16	
200 9206	MS ORCHESTRA 44.96	0.00	0.00	0.00	44.96	0.00	44.96	
200 9207	ART CLUB/MIDDLE SCHOOL 1,100.77	0.00	0.00	0.00	1,100.77	0.00	1,100.77	
200 9208	MS NEWSPAPER 388.86	0.00	0.00	0.00	388.86	0.00	388.86	
200 9209	MS STUDENT COUNCIL 4,400.70	0.00	55.52	55.52	4,345.18	1,587.02	2,758.16	
200 9210	HISTORY CLUB - MIDDLE SCHOOL 11,220.73	602.25	100.00	100.00	11,722.98	1,700.00	10,022.98	
200 9211	MS YEARBOOK 3,061.52	0.00	0.00	0.00	3,061.52	2,329.25	732.27	
200 9212	YOUTH ASSET - GENERAL FUND 218.62	0.00	0.00	0.00	218.62	0.00	218.62	
200 9214	SPIRIT CLUB - MIDDLE SCHOOL 4,218.46	0.00	0.00	0.00	4,218.46	0.00	4,218.46	
200 9216	FMS QUIZ BOWL TEAM 92.56	0.00	0.00	0.00	92.56	32.53	60.03	
200 9222	FUTURE EDUCATORS/MIDDLE SCHOOL 126.46	0.00	0.00	0.00	126.46	0.00	126.46	

Date: 09/04/2014
 Time: 9:05 am

FREMONT CITY SCHOOL DISTRICT
 Financial Report by Fund/SCC

Page: 17
 (FINSUM)

Fund #	Fund Description	FYTD Receipts	MTD Expenditures	FYTD Expenditures	Current Fund Balance	Current Encumbrances	Unencumbered Fund Balance	Bank Code
200 9286	DRAMA CLUB/MS 51.67	0.00	0.00	0.00	51.67	0.00	51.67	
300 0000	ATHLETICS 62,081.16	6,007.05	12,205.79	16,495.69	52,481.82	19,210.33	33,271.49	
300 9100	PRE-SEASON SALES AND PRE-SALE 12,531.00	12,429.00	21,300.00	0.00	33,831.00	0.00	33,831.00	
300 9101	ROSS GIRLS BASKETBALL 2,819.07	0.00	120.00	0.00	2,729.07	168.00	2,561.07	
300 9102	ROSS BOYS BASKETBALL 8,068.14	0.00	0.00	0.00	8,068.14	1,680.00	6,388.14	
300 9103	ROSS WRESTLING 1,181.50	0.00	0.00	0.00	1,181.50	0.00	1,181.50	
300 9104	ROSS FOOTBALL 14,993.02	6,634.00	4,826.33	4,826.33	19,300.69	8,359.93	10,940.76	
300 9105	ROSS TRACK 12,126.95	0.00	0.00	253.08	11,873.87	10,556.00	1,317.87	
300 9106	ROSS HIGH - BOYS TENNIS - OTHER INCOME 0.00	0.00	0.00	0.00	0.00	0.00	0.00	
300 9107	ROSS HIGH - GOLF 1,063.54	0.00	0.00	0.00	1,063.54	759.96	303.58	
300 9108	ROSS HIGH - CROSS COUNTRY 3,427.05	305.00	228.00	228.00	3,604.05	0.00	3,604.05	
300 9109	ROSS HIGH - BOYS SOCCER 166.50	1,077.00	0.00	0.00	1,243.50	0.00	1,243.50	
300 9110	ROSS HIGH BASEBALL 0.00	0.00	0.00	0.00	0.00	0.00	0.00	
300 9111	ROSS HIGH - SWIMMING 6,935.00	0.00	0.00	0.00	6,935.00	0.00	6,935.00	
300 9112	ROSS HIGH - SOFTBALL 3,115.35	1,693.00	0.00	0.00	4,808.35	0.00	4,808.35	
300 9113	ROSS HIGH - GIRLS SOCCER 254.80	2,027.00	0.00	0.00	2,281.80	0.00	2,281.80	

Date: 09/04/2014
 Time: 9:05 am

FREMONT CITY SCHOOL DISTRICT
 Financial Report by Fund/SCC

Page: 18
 (FINSUM)

Fund #	Fund Description	FYTD Receipts	MTD Expenditures	FYTD Expenditures	Current Fund Balance	Current Encumbrances	Unencumbered Fund Balance	Bank Code
300 9114	ROSS HIGH - GIRLS TENNIS - OTHER INCOM	0.00	0.00	0.00	0.00	0.00	0.00	
300 9115	ROSS HIGH - VOLLEYBALL	475.80	3,834.50	3,959.50	0.00	0.00	4,435.30	
300 9124	ROSS HIGH CHEERLEADING	9,214.29	657.24	1,762.98	0.00	3,982.00	6,995.27	4,626.44
300 9200	MIDDLE SCHOOL ATHLETICS	496.17	0.00	0.00	0.00	0.00	496.17	0.00
300 9213	MIDDLE SCHOOL CHEERLEADING	3,132.60	522.00	1,110.20	810.00	810.00	3,432.80	2,467.55
401 9323	BISHOP HOFFMAN CATHOLIC SCHOOLS 12-13	0.00	0.00	0.00	0.00	0.00	0.00	0.00
401 9423	BISHOP HOFFMAN CATHOLIC SCHOOLS 13-14	141,662.59	0.00	0.00	26,752.93	40,577.52	101,085.07	0.00
401 9523	BISHOP HOFFMAN CATHOLIC SCHOOLS 12-15	0.00	88,954.73	88,954.73	0.00	0.00	88,954.73	2,128.61
439 9013	EARLY CHILDHOOD EDUCATION 12-13	0.00	0.00	0.00	0.00	0.00	0.00	0.00
439 9014	EARLY CHILDHOOD EDUCATION 13-14	0.00	0.00	0.00	0.00	0.00	0.00	0.00
439 9015	EARLY CHILDHOOD EDUCATION 14-15	0.00	0.00	0.00	0.00	0.00	0.00	0.00
451 9012	OHIO K-12 NETWORK	0.00	0.00	0.00	0.00	0.00	0.00	0.00
451 9013	OHIO K-12 NETWORK	0.00	0.00	0.00	0.00	0.00	0.00	0.00
451 9014	OHIO K-12 NETWORK	4,295.46	0.00	0.00	0.00	4,295.46	0.00	0.00
499 9010	ODNR CAPITAL IMPROVEMENT GRANT	637.25	0.00	0.00	0.00	0.00	637.25	0.00
499 9114	UNITED WAY PROJECT PASS	741.81	0.00	0.00	0.00	0.00	741.81	0.00

Date: 09/04/2014
 Time: 9:05 am

FREMONT CITY SCHOOL DISTRICT
 Financial Report by Fund/SCC

Fund #	Fund Description	FYTD Receipts	MTD Expenditures	FYTD Expenditures	Current Fund Balance	Current Encumbrances	Unencumbered Fund Balance	Bank Code
532 9320	STATE STABILIZATION FUND 10-11	62.11	0.00	0.00	62.11	0.00	62.11	
536 9013	TITLE I-SCHOOL IMPROVEMENT-HAYES SCHOOL	0.00	0.00	0.00	0.00	0.00	0.00	
536 9014	TITLE I-SCHOOL IMPROVEMENT-HAYES SCHOOL	10,960.00	0.00	581.66	10,378.34	0.00	10,378.34	
536 9015	TITLE I-SCHOOL IMPROVEMENT-HAYES SCHOOL 2015	0.00	0.00	0.00	0.00	1,750.00	1,750.00-	
551 9012	TITLE III - LEP FY 12	0.00	0.00	0.00	0.00	0.00	0.00	
551 9013	TITLE II - LEP FY 13	0.00	0.00	0.00	0.00	0.00	0.00	
551 9014	TITLE II - LEP FY 14	10,607.07	0.00	2,709.30	4,775.71	5,831.36	5,831.36	
551 9015	TITLE II - LEP FY 15	0.00	0.00	0.00	0.00	0.00	0.00	
572 9013	TITLE I - FY 13	0.00	0.00	0.00	0.00	0.00	0.00	
572 9014	TITLE I - FY 14	151,740.98	0.00	76,247.06	134,915.17	16,825.81	16,825.81	
572 9015	TITLE I - FY 15	0.00	0.00	8,864.60	8,864.60	8,864.60-	2,550.65	11,415.25-
572 9313	TITLE I-D - DELINQUENT FY 13	0.00	0.00	0.00	0.00	0.00	0.00	
572 9314	TITLE I-D - DELINQUENT FY 14	4,412.11	0.00	0.00	4,412.11	0.00	4,412.11	
572 9315	TITLE I-D - DELINQUENT FY 15	0.00	0.00	0.00	0.00	0.00	0.00	
590 9013	TITLE II-A TEACHER QUALITY FY 13	0.00	0.00	0.00	0.00	0.00	0.00	
590 9014	TITLE II-A TEACHER QUALITY FY 14	33,313.09	0.00	32,681.06	51,099.78	17,786.69-	17,786.69-	

Date: 09/04/2014
 Time: 9:05 am

FREMONT CITY SCHOOL DISTRICT
 Financial Report by Fund/SCC

Page: 21
 (FINSUM)

Fund #	Fund Description	FYTD Receipts	MTD Expenditures	FYTD Expenditures	Current Fund Balance	Current Encumbrances	Unencumbered Fund Balance	Bank Code
590 9015	TITLE II-A TEACHER QUALITY FY 15	0.00	511.80	511.80	511.80-	804.69	1,316.49-	
590 9113	REGIONAL PROFESSIONAL DEVELOPMENT COMMITTEE	0.00	0.00	0.00	0.00	0.00	0.00	
599 9000	FARM TO SCHOOL - ATKINSON	100.00	0.00	0.00	100.00	0.00	100.00	
599 9001	FARM TO SCHOOL - HAYES	100.00	0.00	0.00	100.00	0.00	100.00	
599 9002	FARM TO SCHOOL - OTIS	100.00	0.00	0.00	100.00	0.00	100.00	
599 9012	TEAM NUTRITION 2010 GRANT	0.00	0.00	0.00	0.00	0.00	0.00	
599 9013	TEAM NUTRITION 2010 - 2ND GRANT	0.00	0.00	0.00	0.00	0.00	0.00	
599 9014	NAT'L SCHOOL LUNCH BREAKFAST EXPANSION	0.00	0.00	0.00	0.00	0.00	0.00	
599 9020	U S DEPT OF AGR - RECIPE TESTING	0.00	0.00	0.00	0.00	0.00	0.00	
599 9022	HEALTHY SCHOOL LEADERSHIP INSTITUTE	0.00	0.00	0.00	0.00	0.00	0.00	
599 9111	21st CENTURY-INNOVATION	4,548.68	2,620.12	9,091.11	0.00	0.00	0.00	
599 9113	21ST CENTURY-LEARNING FOR A LIFETIME YR1	5,606.69	10,511.23	17,268.84	306.89	0.00	306.89	
599 9313	21ST CENTURY-LEARNING FOR A LIFETIME YR1	0.00	8,585.84	8,585.84	8,585.84-	0.00	8,585.84-	
599 9414	LOW INCOME POVERTY GRANT	14,570.25	5,524.56	8,795.16	5,775.09	0.00	5,775.09	
599 9511	21st CENTURY-INNOVATION	0.00	1,152.45	1,152.45	1,152.45-	0.00	1,152.45-	
GRAND TOTALS:		22,643,087.00	4,730,611.62	8,834,582.86	26,315,963.47	1,252,567.68	25,063,395.79	

Check#	Check Date	Org Sta	Vendor Paid	Check Amount	Status Date
000071	08/31/2014	M/M	P & A GROUP	12,190.64	
024324	08/01/2014	M/M	ABIGAIL REYNOLDS	75.00	
026500	08/15/2014	M/M	ABIGAIL REYNOLDS	75.00	
066728	08/01/2014	W/W	SCHOOL EMPLOYEES RETIREMENT	976.62	
066729	08/01/2014	W/R	STATE TEACHERS RETIRE.	12,280.83	08/06/2014
066791	08/04/2014	W/R	POSTMASTER-FREMONT	437.53	08/08/2014
066793	08/06/2014	W/R	CINI LITTLE INTERNATIONAL, INC	4,999.99	08/12/2014
066794	08/15/2014	W/W	SCHOOL EMPLOYEES RETIREMENT	1,443.69	
066795	08/15/2014	W/R	STATE TEACHERS RETIRE.	13,382.09	08/20/2014
066796	08/08/2014	W/R	AMERICAN ELECTRIC POWER	31,898.49	08/12/2014
066797	08/11/2014	W/R	RURAL KING	832.83	08/15/2014
066798	08/11/2014	W/R	B & H PHOTO/VIDEO	529.00	08/18/2014
066799	08/11/2014	W/R	AA FIRE PROTECTION	12,023.07	08/15/2014
066800	08/11/2014	W/R	ADKINS SANITATION	75.00	08/15/2014
066801	08/11/2014	W/R	ALL-PRO ELEVATOR	1,667.25	08/15/2014
066802	08/11/2014	W/R	AMERICAN BUS AND ACCESSORIES	380.30	08/15/2014
066803	08/11/2014	W/R	A.S.C.D.	59.00	08/18/2014
066804	08/11/2014	W/R	ITSAVVY	187.00	08/18/2014
066805	08/11/2014	W/R	BAIR BROTHERS	486.35	08/18/2014
066806	08/11/2014	W/R	BAY TROPHY	63.00	08/15/2014
066807	08/11/2014	W/R	SCHOOL SPECIALTY	2,209.39	08/15/2014
066808	08/11/2014	W/R	BEL-AIRE CLEANERS	515.48	08/18/2014
066809	08/11/2014	W/R	BELLA COSA	80.00	08/14/2014
066810	08/11/2014	W/R	BENCHMARK PRINTS	4,086.00	08/13/2014
066811	08/11/2014	W/R	LINDSAY VANDERVEEN	14.00	08/20/2014
066812	08/11/2014	W/R	LINDSEY WATER & SEWER DEPT.	58.00	08/15/2014
066813	08/11/2014	W/R	BOHL	724.57	08/13/2014
066814	08/11/2014	W/R	BOBBY'S TRUCK AND BUS REPAIR	662.10	08/14/2014
066815	08/11/2014	W/R	BRICKER & ECKLER LLP	8,479.60	08/14/2014
066816	08/11/2014	W/W	C.R.M., Inc.	43,824.74	
066817	08/11/2014	W/R	C & W AUTO SUPPLY	91.05	08/13/2014
066818	08/11/2014	W/R	CELEK BROS.	17,500.00	08/15/2014
066819	08/11/2014	W/R	CDW-G	68.42	08/15/2014
066820	08/11/2014	W/R	CHARIOTT FOODS	922.50	08/15/2014
066821	08/11/2014	W/R	CINI LITTLE INTERNATIONAL, INC	13,932.00	08/15/2014
066822	08/11/2014	W/R	CLARK ASSOCIATES, INC.	775.00	08/12/2014
066823	08/11/2014	W/R	CITY OF FREMONT	5,250.71	08/13/2014
066824	08/11/2014	W/R	COLUMBUS CITY SCHOOLS	127.38	08/22/2014
066825	08/11/2014	W/R	COLOR HAVEN PAINT SUPPLY	753.50	08/13/2014
066826	08/11/2014	W/R	COLUMBIA GAS OF OHIO	225.92	08/18/2014
066827	08/11/2014	W/R	CORPORATE ONE BENEFITS	3,083.00	08/25/2014
066828	08/11/2014	W/R	SUNRISE COOPERATIVE	230.20	08/12/2014
066829	08/11/2014	W/R	CREATIVE TEACHING	355.25	08/22/2014
066830	08/11/2014	W/R	C.A. KUSTOMS	647.30	08/15/2014
066831	08/11/2014	W/R	CPO SCIENCE ORDERS	761.04	08/18/2014
066832	08/11/2014	W/R	DEFENSE FINANCE & ACCOUNTING	767.52	08/15/2014
066833	08/11/2014	W/R	DELTA EDUCATION	146.33	08/20/2014
066834	08/11/2014	W/R	DELPHI CREATIVITY CENTER	316.11	08/15/2014
066835	08/11/2014	W/R	AMERIGAS	38.99	08/18/2014
066836	08/11/2014	W/R	VILLAGE ENERGY COOPERATIVE	17.08	08/18/2014
066837	08/11/2014	W/R	E.J. THOMAS CO	1,131.01	08/15/2014
066838	08/11/2014	W/R	ESC OF LAKE ERIE WEST	170.00	08/13/2014

Check#	Check Date	Org Sta	Vendor Paid	Check Amount	Status Date
066839	08/11/2014	W/V	ESC OF LORAIN COUNTY	82.50	08/11/2014
066840	08/11/2014	W/R	EPS	118.03	08/18/2014
066841	08/11/2014	W/R	NORTH POINT ESC	83,772.90	08/20/2014
066842	08/11/2014	W/R	FAMOUS SUPPLY CO.	79.61	08/15/2014
066843	08/11/2014	W/R	GERALYN LONG	11.42	08/22/2014
066844	08/11/2014	W/R	FISHER SCIENTIFIC	1,264.40	08/15/2014
066845	08/11/2014	W/R	FLINN SCIENTIFIC	8,832.68	08/15/2014
066846	08/11/2014	W/R	FOLLETT SCHOOL SOLUTIONS	1,049.26	08/15/2014
066847	08/11/2014	W/R	FOLLETT EDUCATIONAL SERVICES	1,358.46	08/18/2014
066848	08/11/2014	W/R	FORTE MUSIC INC.	4,866.21	08/18/2014
066849	08/11/2014	W/R	FREMONT AUTO PARTS	719.24	08/13/2014
066850	08/11/2014	W/R	UTILITY BILLING OFFICE	12,607.60	08/13/2014
066851	08/11/2014	W/R	FREMONT PRINTING	372.00	08/12/2014
066852	08/11/2014	W/R	FREY SCIENTIFIC	280.00	08/15/2014
066853	08/11/2014	W/R	GLENCOE MC GRAW-HILL	268.41	08/20/2014
066854	08/11/2014	W/R	GRAINGER	29.00	08/22/2014
066855	08/11/2014	W/R	HABITEC SECURITY	164.00	08/15/2014
066856	08/11/2014	W/R	HARLAND TECHNOLOGY	439.00	08/18/2014
066857	08/11/2014	W/R	HASSELBACH MEATS	99.75	08/18/2014
066858	08/11/2014	W/R	HARCOURT	2,635.50	08/28/2014
066859	08/11/2014	W/R	HOUGHTON MIFFLIN HARCOURT	4,881.50	08/15/2014
066860	08/11/2014	W/R	IMAGINATION STATION	240.50	08/22/2014
066861	08/11/2014	W/R	LAMAR ADVERTISING	740.00	08/18/2014
066862	08/11/2014	W/R	JOSTENS, INC.	23.88	08/18/2014
066863	08/11/2014	W/R	FREMONT SUPER KMART	23.88	08/20/2014
066864	08/11/2014	W/R	KROGER CO	186.65	08/15/2014
066865	08/11/2014	W/R	LEE'S FAMOUS RECIPE	570.00	08/14/2014
066866	08/11/2014	W/W	LIBERTY AVIATION MUSEUM	120.00	
066867	08/11/2014	W/R	LORI FISHER	456.29	08/14/2014
066868	08/11/2014	W/R	LOWE'S CO., INC. FREMONT	1,179.90	08/20/2014
066869	08/11/2014	W/R	M & B ASPHALT CO., INC.	11,687.00	08/20/2014
066870	08/11/2014	W/R	KUNS NORTHCOAST SECURITY	3,426.91	08/15/2014
066871	08/11/2014	W/R	MCPc IMAGE PRINTING	9,799.37	08/20/2014
066872	08/11/2014	W/R	METROTEX	106.15	08/18/2014
066873	08/11/2014	W/R	ERIN PARKER	226.71	08/26/2014
066874	08/11/2014	W/R	MOHAWK SUPPLY	66.65	08/18/2014
066875	08/11/2014	W/R	NASCO	2,829.92	08/18/2014
066876	08/11/2014	W/R	SCANTRON CORPORATION	882.35	08/18/2014
066877	08/11/2014	W/R	TRUCK SALES	2,689.39	08/15/2014
066878	08/11/2014	W/R	NEOLA, INC.	550.00	08/18/2014
066879	08/11/2014	W/R	NHS-TIFFIN	226.93	08/22/2014
066880	08/11/2014	W/R	NOLLENBERGER TRUCK CENTE	3,471.74	08/15/2014
066881	08/11/2014	W/R	NORTH TOWN STORAGE	3,780.00	08/15/2014
066882	08/11/2014	W/R	NUTRISLICE, INC.	1,250.00	08/20/2014
066883	08/11/2014	W/R	OBDK	69.94	08/18/2014
066884	08/11/2014	W/R	OSU/CETE	100.00	08/22/2014
066885	08/11/2014	W/R	OHIO DEPARTMENT OF AGRICULTURE	35.00	08/25/2014
066886	08/11/2014	W/R	OHIO DEPARTMENT OF COMMERCE	247.25	08/22/2014
066887	08/11/2014	W/R	OHIO SCHOOLS COUNCIL	17,066.35	08/15/2014
066888	08/11/2014	W/R	OHIO SCHOOL COUNCIL	1,279.20	08/18/2014
066889	08/11/2014	W/R	O.P AQUATICS	2,268.28	08/18/2014
066890	08/11/2014	W/R	OTTO & URBAN LANDSCAPING	1,318.40	08/14/2014

Check#	Check Date	Org Sta	Vendor Paid	Check Amount	Status Date
066891	08/11/2014	W/R	ORIENTAL TRADING CO.	148.68	08/18/2014
066892	08/11/2014	W/R	OTTO & URBAN FLOWER SHOP	156.00	08/13/2014
066893	08/11/2014	W/R	P A S C O SCIENTIFIC	4,661.00	08/18/2014
066894	08/11/2014	W/R	PAVEMENT MAINTENANCE CO	14,052.75	08/20/2014
066895	08/11/2014	W/R	PEARSON EDUCATION	8,360.67	08/18/2014
066896	08/11/2014	W/R	PIONEER ATHLETICS	3,140.76	08/15/2014
066897	08/11/2014	W/R	PRINCETON PRICE	810.00	08/14/2014
066898	08/11/2014	W/V	POST NET	21,646.76	08/11/2014
066899	08/11/2014	W/R	ROCHESTER 100 INC.	862.50	08/22/2014
066900	08/11/2014	W/R	ROOT'S POULTRY	364.80	08/13/2014
066901	08/11/2014	W/R	SABROSKE ELECTRIC	510.93	08/13/2014
066902	08/11/2014	W/R	SANDUSKY COUNTY	2,200.00	08/26/2014
066903	08/11/2014	W/R	SAX ARTS & CRAFTS	178.31	08/15/2014
066904	08/11/2014	W/R	SCHOLASTIC CLASSROOM MAGAZINES	437.80	08/22/2014
066905	08/11/2014	W/R	SCHOLASTIC CLASS MAGAZINE	1,161.72	08/28/2014
066906	08/11/2014	W/R	SCHOOL MATE	176.25	08/15/2014
066907	08/11/2014	W/R	MEDCO SUPPLY COMPANY	5,371.23	08/15/2014
066908	08/11/2014	W/R	SHEETS SUPPLY	1,989.99	08/15/2014
066909	08/11/2014	W/R	SHERWIN WILLIAMS PAINT	1,133.95	08/14/2014
066910	08/11/2014	W/R	SIESEL DISTRIBUTING LLC	4,334.75	08/18/2014
066911	08/11/2014	W/R	SIMPLEX TIME RECORDER CO	915.40	08/18/2014
066912	08/11/2014	W/R	SPOONER, INCORPORATED	1,060.00	08/18/2014
066913	08/11/2014	W/R	STAPLES ADVANTAGE	226.69	08/18/2014
066914	08/11/2014	W/V	TEACHER'S DISCOVERY	1,092.00	08/11/2014
066915	08/11/2014	W/R	TIMBER TREE SERVICES	300.00	08/26/2014
066916	08/11/2014	W/R	TIFFIN PAPER CO	1,075.19	08/15/2014
066917	08/11/2014	W/W	VICKI MCAFEE	11.20	
066918	08/11/2014	W/R	TRACTOR SUPPLY	29.97	08/18/2014
066919	08/11/2014	W/W	TRACI MCCAUDY	269.17	
066920	08/11/2014	W/R	TRANSPORTATION ACCESSORIES	154.54	08/14/2014
066921	08/11/2014	W/R	U NEW TENT RENTAL	51.00	08/13/2014
066922	08/11/2014	W/R	UNITED PARCEL SERVICE	18.06	08/20/2014
066923	08/11/2014	W/R	WAL-MART STORES INC.	759.22	08/22/2014
066924	08/11/2014	W/R	VISA	625.41	08/20/2014
066925	08/11/2014	W/R	WALTERS' BOILER WORKS	263.40	08/22/2014
066926	08/11/2014	W/R	W. W. WILLIAMS MIDWEST, INC.	6,337.89	08/15/2014
066927	08/11/2014	W/R	WSOS	9,888.23	08/14/2014
066928	08/11/2014	W/R	CAROLINA BIOLOGICAL SUPPLY	159.49	08/18/2014
066929	08/11/2014	W/W	NORA ESQUIVEL	11.42	
066930	08/11/2014	W/R	DEBRA A. BOGNER	48.61	08/12/2014
066931	08/11/2014	W/R	PATTERSON POOLS	412.24	08/14/2014
066932	08/11/2014	W/R	MICHELE WILHELM	17.92	08/18/2014
066933	08/11/2014	W/R	TOFT DAIRY	1,821.53	08/18/2014
066934	08/11/2014	W/R	ALFRED NICKLES BAKERY INC.	282.51	08/15/2014
066935	08/11/2014	W/R	FREMONT CITY BD. OF EDUC	669.60	08/12/2014
066936	08/11/2014	W/R	WOLESLAGEL MOVING	80.00	08/13/2014
066937	08/11/2014	W/R	LIFETOUCH	40.00	08/20/2014
066938	08/11/2014	W/R	SANDUSKY CO SANATARY ENGINEER	439.51	08/20/2014
066939	08/11/2014	W/R	JOHN MEADOWS	283.36	08/22/2014
066940	08/11/2014	W/R	ELIZABETH COLVIN	100.11	08/20/2014
066941	08/11/2014	W/R	NANCY SLOMA	266.92	08/14/2014
066942	08/11/2014	W/R	VALERIE WIDMER	72.63	08/14/2014

Check#	Check Date	Org Sta	Vendor Paid	Check Amount	Status Date
066943	08/11/2014	W/W	ESTELA ONTIVEROS	16.80	
066944	08/11/2014	W/R	MARJOE COOPER	124.32	08/20/2014
066945	08/11/2014	W/R	ALEXANDRA MILLER	216.33	08/15/2014
066946	08/11/2014	W/R	DON JACOBS	100.00	08/15/2014
066947	08/11/2014	W/R	BRICKER & ECKLER LLP	759.00	08/14/2014
066948	08/11/2014	W/V	ESC OF LORAIN COUNTY	90.00	08/12/2014
066949	08/11/2014	W/R	POST NET	3,146.76	08/14/2014
066950	08/11/2014	W/R	SABROSKE ELECTRIC	95.18	08/13/2014
066951	08/11/2014	W/R	FREMONT CITY BD. OF EDUC	663.00	08/12/2014
066952	08/12/2014	W/R	ESC OF LORAIN COUNTY	90.00	08/15/2014
066954	08/12/2014	W/R	ESC OF LORAIN COUNTY	22.50	08/15/2014
066956	08/13/2014	W/R	GORDON FOOD SERVICE	7,707.47	08/13/2014
066957	08/13/2014	W/R	ACE HARDWARE	1,577.54	08/18/2014
066958	08/15/2014	W/R	DICK BLICK	8,202.76	08/22/2014
066959	08/15/2014	W/R	CMRS-POC	3,000.00	08/20/2014
066960	08/15/2014	W/R	IMAGINATION STATION	182.00	08/20/2014
066961	08/15/2014	W/R	OHIO DEPARTMENT OF COMMERCE	2,053.25	08/20/2014
066962	08/15/2014	W/R	OHIO HYDROPHONICS	307.31	08/20/2014
066963	08/15/2014	W/R	AMERICAN ELECTRIC POWER	31.79	08/20/2014
066964	08/15/2014	W/R	STANTON'S SHEET MUSIC	87.45	08/20/2014
066965	08/15/2014	W/R	TOLEDO EDISON CO.	2,622.71	08/22/2014
066966	08/15/2014	W/R	UNIVERSITY OF KENTUCKY	250.00	08/20/2014
066967	08/15/2014	W/R	WAL-MART STORES INC.	1,492.52	08/25/2014
066968	08/15/2014	W/V	VISA	206.66	08/15/2014
066969	08/15/2014	W/R	YOUNGSTOWN STATE UNIVERSITY	425.00	08/20/2014
066970	08/15/2014	W/R	VISA	286.66	08/20/2014
066971	08/19/2014	W/R	IDEAL BAKERY	86.40	08/26/2014
066972	08/19/2014	W/R	PANERA BREAD	97.93	08/27/2014
066973	08/20/2014	W/R	ACTION PRINTING	5,022.50	08/25/2014
066974	08/20/2014	W/R	CROGHAN COLONIAL BANK	4,950.00	08/22/2014
066975	08/20/2014	W/R	FREMONT CITY BD. OF EDUC	250.00	08/22/2014
066976	08/20/2014	W/R	FREMONT CITY BD. OF EDUC	100.00	08/22/2014
066977	08/21/2014	W/R	POSTMASTER-FREMONT	98.00	08/27/2014
066978	08/29/2014	W/W	SCHOOL EMPLOYEES RETIREMENT	1,396.72	
066979	08/29/2014	W/W	STATE TEACHERS RETIRE.	10,820.21	
066980	08/25/2014	W/R	RUTHEFORD B HAYES CENTER	55.00	08/29/2014
066981	08/25/2014	W/W	ANTHONY WALKER	68.63	
066982	08/25/2014	W/R	NANCY MCKILLIP	78.40	08/27/2014
066983	08/25/2014	W/R	ADKINS FENCE	1,870.00	08/29/2014
066984	08/25/2014	W/R	AMERICAN FIRE AND SAFETY	302.25	08/29/2014
066985	08/25/2014	W/W	IDEAL BAKERY	24.30	
066986	08/25/2014	W/W	A.S.C.D.	219.00	
066987	08/25/2014	W/R	ITSAVVY	2,893.00	08/29/2014
066988	08/25/2014	W/W	BAIRD PUBLIC INVESTMENT	1,263.09	
066989	08/25/2014	W/W	BAY TROPHY	61.60	
066990	08/25/2014	W/R	BEL-AIRE CLEANERS	130.50	08/29/2014
066991	08/25/2014	W/R	BENCHMARK PRINTS	957.00	08/27/2014
066992	08/25/2014	W/R	BSN	4,440.00	08/29/2014
066993	08/25/2014	W/R	CANON SOLUTIONS AMERICA	2,645.00	08/28/2014
066994	08/25/2014	W/W	FLAGS.COM	393.31	
066995	08/25/2014	W/R	CELEK BROS.	8,200.00	08/28/2014
066996	08/25/2014	W/R	COLUMBIA GAS OF OHIO	1,023.32	08/29/2014

Check#	Check Date	Org Sta	Vendor Paid	Check Amount	Status Date
066997	08/25/2014	W/R	GREAT LAKES INTERNET &	829.00	08/27/2014
066998	08/25/2014	W/R	CONSUMERS PETROLEUM	48,773.10	08/28/2014
066999	08/25/2014	W/R	CONTINENTAL OFFICE	1,724.00	08/28/2014
067000	08/25/2014	W/W	CORPORATE ONE BENEFITS	3,083.00	
067001	08/25/2014	W/W	CREATIVE TEACHING	300.00	
067002	08/25/2014	W/R	CROWN BATTERY	66.24	08/29/2014
067003	08/25/2014	W/R	FREMONT WATER BLASTING	3,900.00	08/27/2014
067004	08/25/2014	W/R	DOMINOS PIZZA	55.52	08/28/2014
067005	08/25/2014	W/W	DIGITAL RIVER	124.25	
067006	08/25/2014	W/R	ENGLER PRINTING	8,290.00	08/29/2014
067007	08/25/2014	W/R	FOLLETT SCHOOL SOLUTIONS	315.00	08/28/2014
067008	08/25/2014	W/R	FORTE MUSIC INC.	584.98	08/29/2014
067009	08/25/2014	W/R	H & H ENVIRONMENTAL	2,025.00	08/28/2014
067010	08/25/2014	W/R	HABITEC SECURITY	130.00	08/28/2014
067011	08/25/2014	W/W	HANDY GRAFIX	126.25	
067012	08/25/2014	W/W	HOTMATH, INC.	950.00	
067013	08/25/2014	W/R	JIMMY G'S BBQ	495.00	08/27/2014
067014	08/25/2014	W/W	JOSTENS, INC.	24.03	
067015	08/25/2014	W/R	KROGER CO	282.45	08/28/2014
067016	08/25/2014	W/R	KUSMER AND ASSOC.	2,744.50	08/29/2014
067017	08/25/2014	W/R	LOTYCZ & SONS	20,143.75	08/29/2014
067018	08/25/2014	W/R	NORTHCOAST SEALING INC.	17,250.00	08/26/2014
067019	08/25/2014	W/R	NORTH CENTRAL OHIO ESC	85.00	08/28/2014
067020	08/25/2014	W/R	KUNS NORTHCOAST SECURITY	4,525.01	08/28/2014
067021	08/25/2014	W/R	MCPc IMAGE PRINTING	9,799.37	08/29/2014
067022	08/25/2014	W/R	MCPC	137.00	08/28/2014
067023	08/25/2014	W/W	MEMORIAL HOSPITAL	666.67	
067024	08/25/2014	W/W	NES RENTAL	346.39	
067025	08/25/2014	W/W	THE NEWS MESSENGER	155.30	
067026	08/25/2014	W/W	N.O.E.C.A.	40.23	
067027	08/25/2014	W/W	OHIO BCI & I	1,184.00	
067028	08/25/2014	W/R	OASBO	849.00	08/29/2014
067029	08/25/2014	W/W	OHIO DEPARTMENT OF COMMERCE	1,061.75	
067030	08/25/2014	W/W	OHIO DEPT. OF JOB AND	209.20	
067031	08/25/2014	W/R	AMERICAN ELECTRIC POWER	27,492.91	08/29/2014
067032	08/25/2014	W/W	OIAAA	130.00	
067033	08/25/2014	W/R	OSBA	300.00	08/28/2014
067034	08/25/2014	W/W	OLE ZIM'S WAGON SHED	1,560.00	
067035	08/25/2014	W/W	OHIO SCHOOL COUNCIL	1,553.74	
067036	08/25/2014	W/R	O.P AQUATICS	267.50	08/29/2014
067037	08/25/2014	W/W	PAVEMENT MAINTENANCE CO	4,684.25	
067038	08/25/2014	W/R	APPLE	57.00	08/29/2014
067039	08/25/2014	W/R	POSTMASTER-FREMONT	245.00	08/29/2014
067040	08/25/2014	W/W	POST NET	619.50	
067041	08/25/2014	W/W	THE PARTY STARTS HERE	24.00	
067042	08/25/2014	W/W	SANDUSKY COUNTY	2,200.00	
067043	08/25/2014	W/R	SANDUSKY REGISTER	163.80	08/28/2014
067044	08/25/2014	W/R	SCW	4,560.32	08/29/2014
067045	08/25/2014	W/R	AT&T	4,168.18	08/28/2014
067046	08/25/2014	W/W	SCHOOL HEALTH CORP.	1,390.43	
067047	08/25/2014	W/R	SHERWIN WILLIAMS PAINT	1,057.28	08/28/2014
067048	08/25/2014	W/W	SIESEL DISTRIBUTING LLC	1,153.80	

Check#	Check Date	Org Sta	Vendor Paid	Check Amount	Status Date
067049	08/25/2014	W/W	SIMPLEX TIME RECORDER CO	742.46	
067050	08/25/2014	W/R	STAPLES ADVANTAGE	2,024.76	08/28/2014
067051	08/25/2014	W/V	SCHOOL EMPLOYEES RETIREMENT	45.00	08/25/2014
067052	08/25/2014	W/W	TRACI MCCAUDY	582.02	
067053	08/25/2014	W/W	TROXELL COMMUNICATIONS, INC.	3,380.00	
067054	08/25/2014	W/R	U NEW TENT RENTAL	75.00	08/29/2014
067055	08/25/2014	W/W	WAL-MART STORES INC.	706.18	
067056	08/25/2014	W/R	WALTERS' BOILER WORKS	3,481.80	08/27/2014
067057	08/25/2014	W/W	CAROLINA BIOLOGICAL SUPPLY	.00	
067058	08/25/2014	W/R	MCMILLAN SIGNS	1,800.00	08/26/2014
067059	08/25/2014	W/R	FREMONT CITY BD. OF EDUC	1,469.44	08/28/2014
067060	08/25/2014	W/R	WOLESLAGEL MOVING	80.00	08/29/2014
067061	08/25/2014	W/W	SANDUSKY CO SANATARY ENGINEER	186.96	
067062	08/25/2014	W/W	ERICA RUDD	63.89	
067063	08/25/2014	W/W	LISA ZIMMERMAN	22.68	
067064	08/25/2014	W/W	JUSTIN CUMMINGS	26.88	
067065	08/25/2014	W/W	DAVE BUENING	99.99	
067066	08/25/2014	W/R	GBC	42.81	08/29/2014
067067	08/25/2014	W/R	BEL-AIRE CLEANERS	414.00	08/29/2014
067068	08/25/2014	W/W	CMSI	868.22	
067069	08/25/2014	W/R	FLINN SCIENTIFIC	127.15	08/28/2014
067070	08/25/2014	W/R	FOLLETT EDUCATIONAL SERVICES	59.46	08/29/2014
067071	08/25/2014	W/R	FORTE MUSIC INC.	2,300.50	08/29/2014
067072	08/25/2014	W/W	DR. TIMOTHY RASINSKI	4,800.00	
067073	08/25/2014	W/W	MUSIC PRODUCTS INC	752.31	
067074	08/25/2014	W/R	NASCO	391.25	08/28/2014
067075	08/25/2014	W/W	OHIO SCHOOL COUNCIL	8.66	
067076	08/25/2014	W/R	APPLE	597.95	08/29/2014
067077	08/25/2014	W/R	STAPLES ADVANTAGE	432.04	08/28/2014
067078	08/25/2014	W/R	SWIM RITE POOLS	5,278.00	08/26/2014
067079	08/25/2014	W/R	WSOS	9,738.29	08/28/2014
067080	08/25/2014	W/R	CAROLINA BIOLOGICAL SUPPLY	250.69	08/29/2014
067081	08/25/2014	W/R	HEATHER HETRICK	96.32	08/28/2014
067082	08/25/2014	W/R	FREMONT CITY BD. OF EDUC	100.00	08/28/2014
067083	08/27/2014	W/W	REALLY GOOD STUFF	160.35	
067084	08/27/2014	W/W	SCHOLASTIC CLASS MAGAZINE	203.78	
067085	08/27/2014	W/W	KAPLAN COMPANY	136.43	
067086	08/27/2014	W/W	VERIZON WIRELESS	845.90	
067087	08/27/2014	W/W	SCHOOL HEALTH CORP.	880.41	
067088	08/27/2014	W/W	SCHOOL EMPLOYEES RETIREMENT	40.00	
067089	08/27/2014	W/W	KIM BEARDMORE	43.14	
067090	08/27/2014	W/R	FREMONT CITY BD. OF EDUC	474.33	08/28/2014
067091	08/27/2014	W/W	DIANA SCHIEWER	24.87	
067092	08/27/2014	W/W	SCHOOL HEALTH CORP.	5.90	
067093	08/27/2014	W/R	FREMONT CITY BD. OF EDUC	2,700.00	08/28/2014
067094	08/27/2014	W/W	AMY MILLER	1,440.00	
067095	08/27/2014	B/B	LEARNING & LIBERTY FOUNDATION	500.00	
067096	08/27/2014	B/B	PAM KINDLE	15.25	
067097	08/27/2014	B/R	KELLY BONDRA	250.00	08/29/2014
067098	08/29/2014	W/W	FREMONT CITY BD. OF EDUC	377.40	
067099	08/29/2014	W/W	LINDA SCHALK	197.12	
067100	08/29/2014	W/W	JENNIFER HEILMAN	146.62	

Check#	Check Date	Org Sta	Vendor Paid	Check Amount	Status Date
067101	08/29/2014	W/W	SANDUSKY COUNTY BOARD OF MD	70,209.69	
067102	08/29/2014	W/W	SANDUSKY COUNTY REENTRY	4,000.00	
067103	08/29/2014	W/W	PAULA CULLEN	378.30	
067104	08/28/2014	W/W	ESC OF LAKE ERIE WEST	510.00	
067105	08/28/2014	W/W	ESC OF LAKE ERIE WEST	85.00	
067106	08/28/2014	W/W	JEFF WRIGHT	291.16	
935267	08/06/2014	M/M	TRACY LYTLE	35.00	
936052	08/07/2014	M/M	PATRICIA PRUNTY	652.09	
940494	08/18/2014	M/M	PATRICIA PRUNTY	445.18	
940872	08/19/2014	M/M	RANDALL MACKO	75.00	
942902	08/25/2014	M/M	PATRICIA PRUNTY	105.80	
954259	08/15/2014	M/M	FREMONT BOE-MEDICAL	241,416.24	
954260	08/15/2014	M/M	FREMONT BOE-MEDICAL	17,236.90	
954261	08/15/2014	M/M	FREMONT BOE-DENTAL	13,612.96	
954262	08/15/2014	M/M	FREMONT BOE-WC	3,080.36	
954263	08/15/2014	M/M	FREMONT BOE-MEDICARE	1,264.41	
954264	08/15/2014	M/M	FREMONT BOE-MEDICARE	9,398.61	
954265	08/01/2014	M/M	MEDICAL MUTUAL OF OHIO	43,096.90	
954266	08/04/2014	M/M	EXPRESS SCRIPTS, INC	255.49	
954267	08/01/2014	M/M	EXPRESS SCRIPTS, INC	11,174.78	
954268	08/01/2014	M/M	EXPRESS SCRIPTS, INC	388.50	
954269	08/05/2014	M/M	VSP VISION PLAN	563.89	
954270	08/05/2014	M/M	VSP VISION PLAN	4,206.02	
954271	08/05/2014	M/M	MEDICAL MUTUAL OF OHIO	19,870.08	
954272	08/01/2014	M/M	FREMONT BOE-WC	3,168.40	
954273	08/01/2014	M/M	FREMONT BOE-MEDICARE	10,829.29	
954274	08/11/2014	M/M	EXPRESS SCRIPTS, INC	378.00	
954275	08/11/2014	M/M	EXPRESS SCRIPTS, INC	35,056.31	
954276	08/12/2014	M/M	MEDICAL MUTUAL OF OHIO	69,428.79	
954277	08/19/2014	M/M	MEDICAL MUTUAL OF OHIO	51,620.69	
954278	08/19/2014	M/M	GUARDIAN LIFE INSURANCE	32,421.60	
954279	08/22/2014	M/M	EXPRESS SCRIPTS, INC	363.30	
954280	08/22/2014	M/M	EXPRESS SCRIPTS, INC	11,267.25	
954281	08/29/2014	M/M	FREMONT BOE-WC	2,994.69	
954282	08/29/2014	M/M	FREMONT BOE-MEDICARE	10,775.28	
954283	08/29/2014	M/M	FREMONT BOE-MEDICARE	33.84	
954284	08/25/2014	M/M	VSP VISION PLAN	509.04	
954285	08/25/2014	M/M	VSP VISION PLAN	185.98	
954286	08/26/2014	M/M	MEDICAL MUTUAL OF OHIO	27,625.13	
954287	08/29/2014	M/M	GUARDIAN LIFE INSURANCE	1,926.28	
954288	08/28/2014	T/R	FREMONT BRD OF EDUCATION	2,153.42	08/28/2014
981922	08/01/2014	C/R	FREMONT CITY BD. OF EDUC	833,783.39	08/01/2014
981923	08/04/2014	M/M	US BANK	127.65	
981924	08/05/2014	M/M	BANK OF AMERICA	47.91	
981925	08/15/2014	C/R	FREMONT CITY BD. OF EDUC	810,607.96	08/15/2014
981926	08/08/2014	W/R	OHIO DEPARTMENT OF EDUCATION	188,732.37	08/08/2014
981927	08/29/2014	C/R	FREMONT CITY BD. OF EDUC	788,068.82	08/29/2014
981928	08/22/2014	W/R	OHIO DEPARTMENT OF EDUCATION	208,388.31	08/22/2014
981929	08/26/2014	M/M	STRS	213,790.00	
981930	08/26/2014	M/M	SERS	63,956.00	
981931	08/25/2014	M/M	SANDUSKY COUNTY AUDITOR	140,381.42	
981932	08/11/2014	W/R	MEAL MAGIC CORP	9.95	08/11/2014

Date: 9/04/2014

C H E C K R E G I S T E R
Processing Month: August 2014
FREMONT CITY SCHOOL DISTRICT

Page: 8
(CHKREG)

Check#	Check Date	Org Sta	Vendor Paid	Check Amount	Status Date
981933	08/29/2014	C/R	FREMONT CITY BD. OF EDUC	1,276.50	08/29/2014
Total Checks Issued				\$ 4,758,211.06	