



# Fremont City Schools

---

## November Financial Report

David M. Chambers, Treasurer

500 W. State Street, Suite A

Fremont, Ohio 43420

Fiscal Year 2014

Dr. Traci L. McCaudy  
Superintendent

David M. Chambers  
Treasurer

December 13, 2013

Dear Members of the Fremont Board of Education:

The following pages represent the financial status of the Fremont City School District as of November 30, 2013, for all funds submitted for your consideration. Please review the following: General Fund Revenue and Expenditure Analysis, Cash Reconciliation, Active Investments Ledger, Self-Funded Insurance Program, Monthly Financial Summary, Permanent Improvement Fund Cash Flow Analysis, Tax Abatement Fund Analysis, Financial Report by Fund and Monthly Check Register.

If you should have any questions or need additional information, please feel free to contact me at (419) 334-5442 (W) or (419) 680-1240 (C).

Respectfully Submitted,



David M. Chambers, Treasurer  
Fremont City School District

# Fremont City School District

## General Fund Analysis

November 30, 2013

	2013-2014	Y-T-D Actual		Variance
	Original Estimate	July 2013 - June 2014	Percent	
	(1)	(2)		(3)
Beginning Balance - July 1, 2013		6,692,861.02		0.00
General Fund *	6,613,325.84			
Uniform Supply Funds	79,535.18			
Revenue	33,590,654.00	16,945,209.64	50.4%	16,645,444.36
Loan on Income Tax	0.00	0.00		0.00
Real Estate Advance - June 30	0.00	0.00		0.00
	<b>33,590,654.00</b>	<b>16,945,209.64</b>		<b>16,645,444.36</b>
Expenditures	35,313,063.00	15,289,673.96	43.3%	20,023,389.04
Encumberance	260,000.00	688,713.21		-428,713.21
	<b>35,573,063.00</b>	<b>15,978,387.17</b>		<b>19,594,675.83</b>
Ending Balance - June 30, 2014	4,710,452.02	7,659,683.49		-2,949,231.47

\* Does not include Tax Abatement Fund (\$4,632,198.04)  
Original Estimate revenue and expenditure taken from five-year forecast.

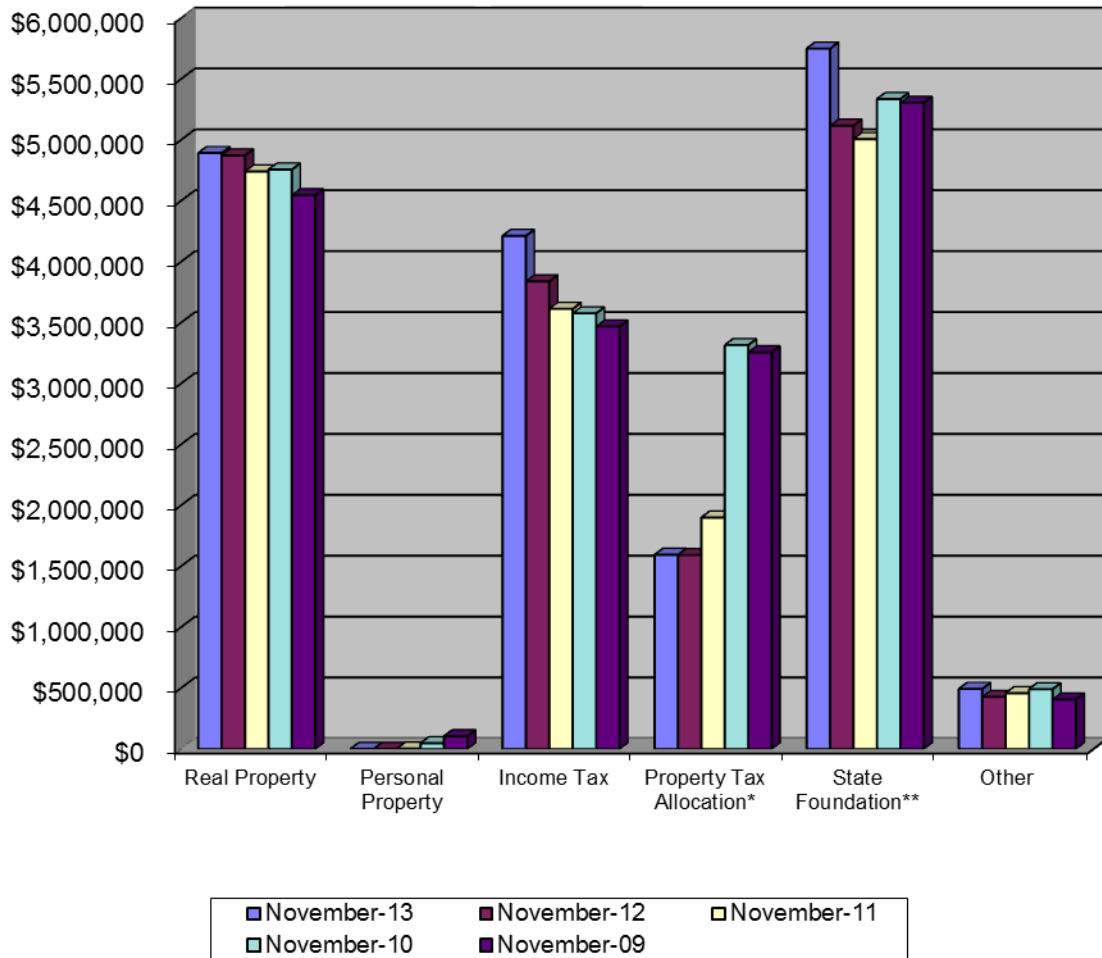
# General Fund Summary

November 2013

## Revenues

1. Real Property Taxes – Total Real Property Taxes received from the beginning of the fiscal year until November 30, 2013 is \$4,893,191.64. This is an increase of 0.4% above last year's taxes received at this time. \$-0- was collected in November.
2. Personal Property Taxes – Total Personal Property Taxes received from the beginning of the fiscal year until November 30, 2013 is \$-0-. Collections for the current year will only be delinquent taxes collected by the State. \$-0- was collected in November.
3. Income Taxes – Total Income Taxes received from the beginning of the fiscal year until November 30, 2013 is \$4,212,398.31. This is a 9.7% increase above last year at this time and is mainly due to an increase in collections from individuals. \$-0- was collected in November.
4. Homestead and Rollback – Monies received from the State of Ohio from the beginning of the fiscal year until November 30, 2013 total \$1,594,701.06. Receipts are based upon the real property taxes collected and Homestead filings with the County Auditor. These revenues also include monies for personal property tax loss reimbursement from the State. The State has shifted and reduced the distribution of personal property tax loss reimbursement from August/November/May to November/May. \$861,001.80 was collected in November.
5. State Foundation – State Foundation monies received from the State of Ohio from the beginning of the fiscal year until November 30, 2013 total \$5,750,741.36. This is an increase of 12.4% above last year's foundation money received at this time. This includes \$106,532.84 in Casino revenues for the half. The current increase is due to payment based upon the Governor's funding formula. \$1,296,421.15 was collected in November.
6. Other – Other monies received from the beginning of the fiscal year until November 30, 2013 total \$417,791.72. This is an increase of 14.8% above last year at this time and is due to increases in Open Enrollment, Rental of School Property, Sale of Personal Property and Refunds from Prior Year Expense. \$76,385.55 was collected in November.

## General Fund Revenue



	November-13	November-12	November-11	November-10	November-09	Current Forecast
Real Property	\$4,893,192	\$4,873,016	\$4,741,888	\$4,757,023	\$4,547,076	\$10,556,023
Personal Property	\$0	\$817	\$4,266	\$47,350	\$105,108	\$0
Income Tax	\$4,212,398	\$3,839,190	\$3,613,509	\$3,576,596	\$3,468,769	\$6,825,000
Property Tax Allocation*	\$1,594,701	\$1,593,164	\$1,900,108	\$3,316,106	\$3,257,271	\$3,160,098
State Foundation**	\$5,750,741	\$5,117,949	\$5,007,384	\$5,336,001	\$5,305,539	\$13,604,776
Other	\$494,177	\$427,487	\$458,037	\$491,220	\$406,744	\$1,806,478
<b>Total</b>	<b>\$16,945,210</b>	<b>\$15,851,623</b>	<b>\$15,725,191</b>	<b>\$17,524,296</b>	<b>\$17,090,506</b>	<b>\$35,952,375</b>
Tax Abatement Fund	\$16,920	\$16,920				

\* Includes Homestead/Rollback, Tangible Personal Property Tax Fixed Rate Loss Reimbursement and Electric Deregulation.  
 \*\* Includes Casino Revenue in State Foundation beginning January 2013 and Economic Disadvantaged Funding in November 2013.  
 Totals do not include Tax Abatement Fund for purpose of comparison.

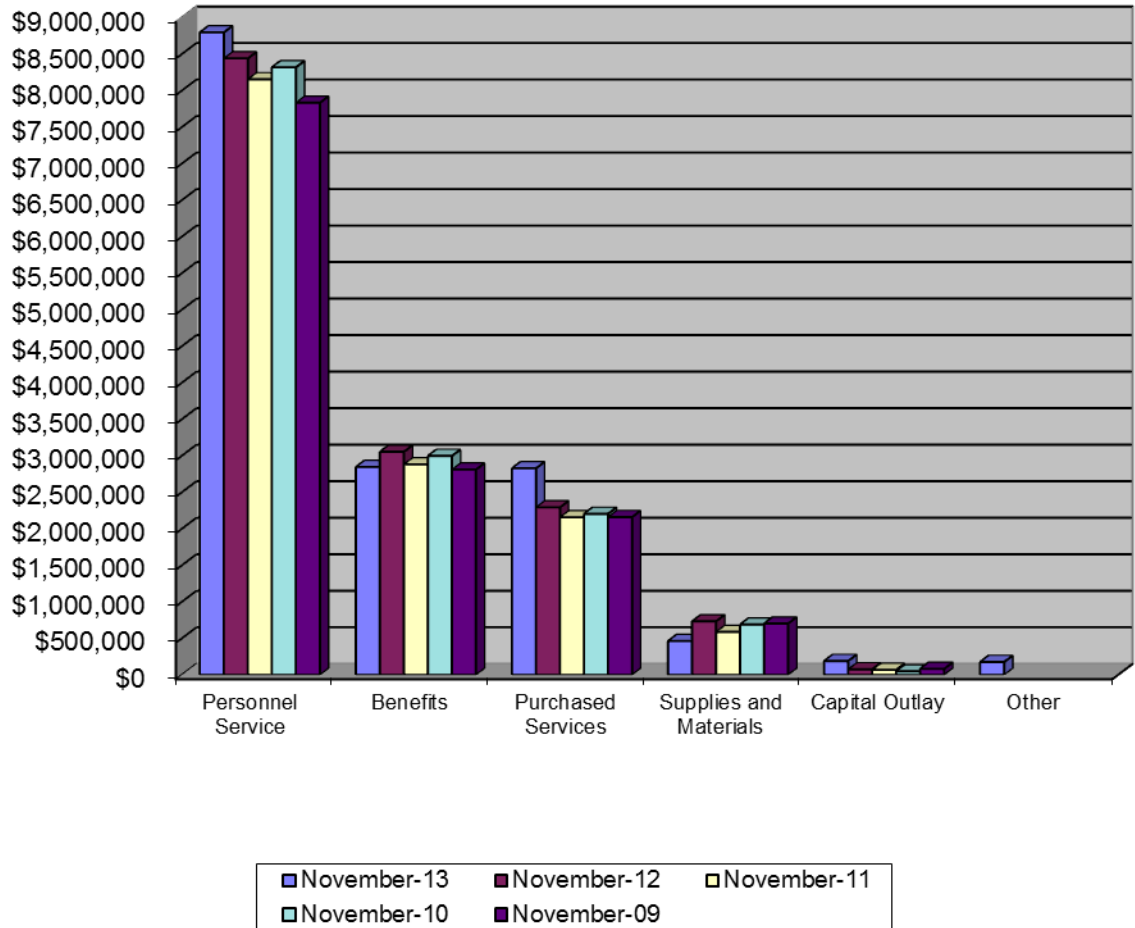
# General Fund Summary

November 2013

## Expenditures

1. Personnel Services– The costs for personnel services for the School District from the beginning of the fiscal year until November 30, 2013 was \$8,794,332.32. This was an increase of 4.2% above last year at this time. \$1,621,242.67 was spent in November.
2. Benefits – The cost for benefits for the School District from the beginning of the fiscal year until November 30, 2013 was \$2,844,572.31. This was a 6.8% decrease below last year at this time and was due the district health plan changes in January. \$568,992.71 was spent in November.
3. Purchased Services – The cost for purchased services for the district from the beginning of the fiscal year until November 30, 2013 total \$2,826,174.24. This was a 23.3% increase above last year at this time and is due to Contracted Foundation Services and changes in State Legislation, BCI/FBI Exams, Technology Contracts, Legal Services, Repairs/Maintenance, Lease and Rentals, Mileage, Utilities, Postage, Special Education Costs, and Community School Payments. \$452,100.46 was spent in November.
4. Supplies and Materials – The cost for supplies and materials for the district from the beginning of the fiscal year until November 30, 2013 total \$460,487.50. This was a 37.0% decrease below last year at this time. \$56,775.10 was spent in November. Major portions of this decrease were textbooks (later moved to the Tax Abatement Fund), District Library Books, Publications and Periodicals, and Fuel for Buses.
5. Capital Outlay – The cost for capital outlay for the district from the beginning of the fiscal year until November 30, 2013 total \$187,263.01. This was an increase above last year at this time. (\$24,631.79) was spent in November. The district received reimbursements for insurance claims leading to the negative expenditure.
6. Other – The cost of other expenditures excluding transfers for the district was \$174,437.88 for the fiscal year until November 30, 2013. This was a 13.3% decrease below last year at this time. Memberships, Auditor Exam Fees, and County ESC Deduction were the main reasons for this decrease. \$13,292.05 was spent in November.

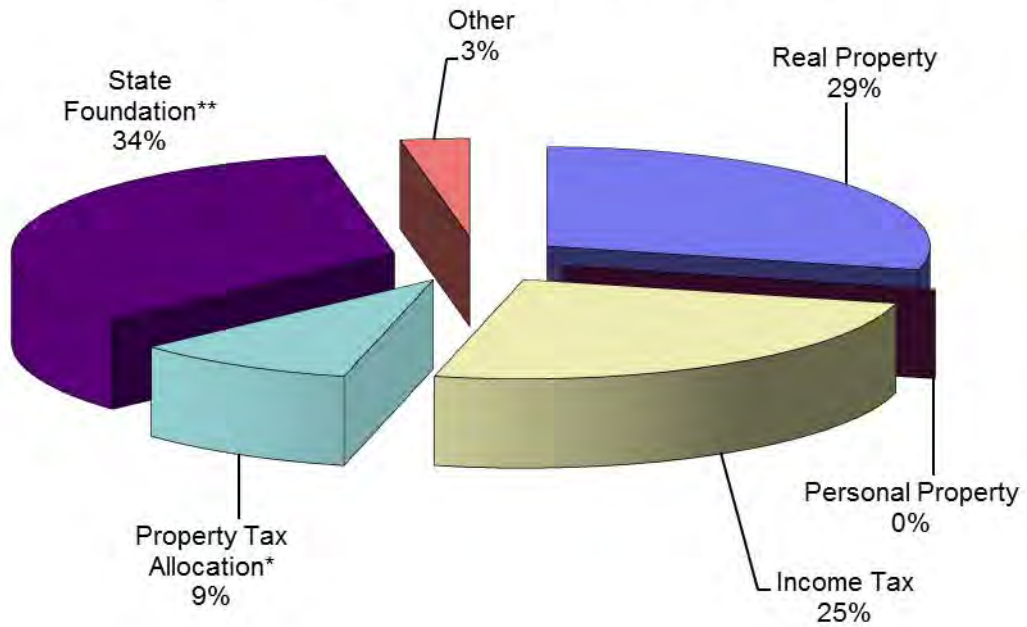
## General Fund Expenditures



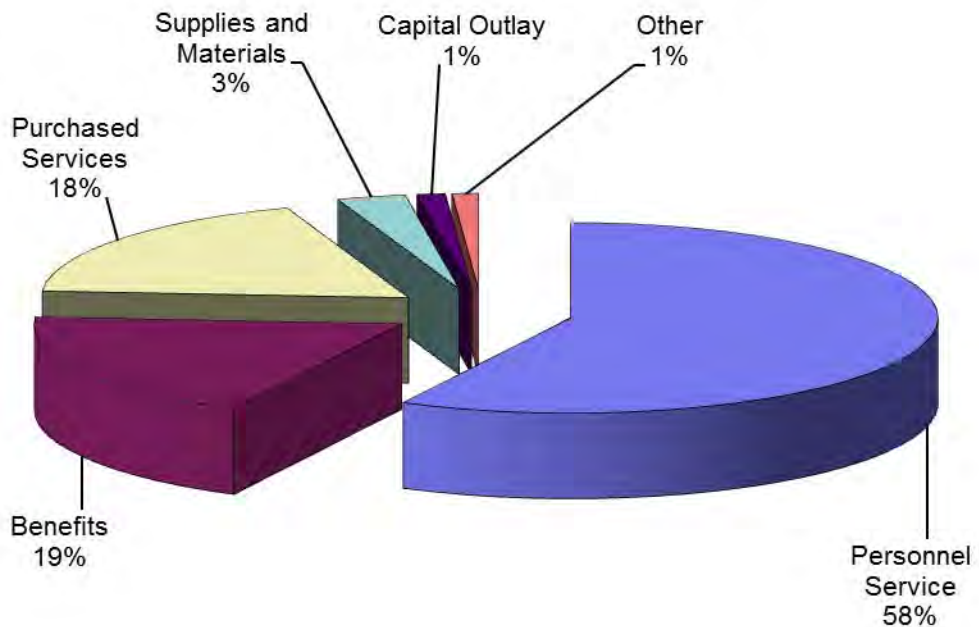
	November-13	November-12	November-11	November-10	November-09	Current Forecast
Personnel Service	\$8,794,332	\$8,438,695	\$8,152,724	\$8,316,516	\$7,831,123	\$21,602,413
Benefits	\$2,844,572	\$3,052,435	\$2,879,536	\$2,995,764	\$2,808,359	\$7,183,156
Purchased Services	\$2,826,174	\$2,291,581	\$2,155,290	\$2,202,276	\$2,157,789	\$6,921,992
Supplies and Materials	\$460,488	\$730,574	\$585,158	\$687,012	\$699,961	\$1,229,380
Capital Outlay	\$187,263	\$73,870	\$66,313	\$46,610	\$80,135	\$384,796
Other	\$174,438	\$201,174	\$224,699	\$211,852	\$39,425	\$569,359
Transfers and Adv., Etc.	\$2,407	\$7,947	\$12,083	\$0	\$13,345	\$102,407
Other than Debt						
<b>Total</b>	<b>\$15,289,674</b>	<b>\$14,796,276</b>	<b>\$14,075,803</b>	<b>\$14,460,030</b>	<b>\$13,630,136</b>	<b>\$37,993,503</b>
Tax Abatement Fund	\$340,058	\$441,689				

Totals do not include Tax Abatement Funds for purpose of comparison.

## Current General Fund Revenue



## Current General Fund Expenditures






DATE: 12/05/2013  
TIME: 12:10

FREMONT CITY SCHOOL DISTRICT  
CASH RECONCILIATION AS OF 11/30/2013

PAGE: 1  
(USAEMSED)

	SUB-TOTALS	TOTALS
	-----	-----
Gross Depository Balances:		
GENERAL FUND 344	\$ 462,702.88	
STAR OHIO 7017	2,537,151.49	
STAR OHIO 3142	2,509,620.59	
STAR OHIO 3288	644,052.76	
e-bAY 2135	10.67	
FLEX ACCNT 3268	14,806.43	
CAFETERIA FUND 3124	75.66	
SCOREBOARD ACCNT 5877	12.75	
STARPLUS 4275	3,251,037.48	
ATHLETIC TOURNAMENT 022	16,572.00	
LAKE ERIE ELECT 7388	49,793.36	
TRI-STATE INVESTMENT	200,000.00	
US BANK INVESTMENTS	10,057,895.88	
	-----	
Total Depository Balances (Gross)		\$ 19,743,731.95
Adjustments to Bank Balance:		
Cash in Transit to Bank	\$ 0.00	
Outstanding Checks	144,682.88-	
Adjustments	661.13	
Merchant Card- +\$213.00		
American Express Credit - +\$468.13		
Croghan Petty Cash Adj -\$20.00		
0		
	-----	
Total Adjustments to Bank Balance		144,021.75-
Investments:		
Treasury Bonds and Notes	\$ 0.00	
Certificate of Deposits	3,591,294.51	
Other Securities	0.00	
Other Investments:		
	-----	
Total Investments		3,591,294.51
Cash on Hand:		
Petty Cash:		
Treasurer's Office	\$ 500.00	
Ross High Office/Athletics	3,050.00	
FMS Office/Athletics	600.00	
School Cafeteria's	663.00	
Elem Sch/Transportation	925.00	
Change Cash:		
Cash with Fiscal Agent	0.00	
	-----	
Total Cash on Hand		5,738.00
		-----
Total Balances		\$ 23,196,742.71
		=====
Total Fund Balance		\$ 23,196,742.71
		=====
Depository Clearance Accounts:		
PAYROLL CHECKING 352	\$ 83,923.49	
	-----	
Total Clearance Account Balances		\$ 83,923.49

  
-----  
Treasurer

**FREMONT CITY SCHOOL DISTRICT**  
**Self-Funded Insurance Program**

*November 30, 2013*

Beginning Balance - November 1, 2013 \$ 405,502.76

**REVENUE**

Board of Education Contributions	\$ 307,978.68	
Employee Contributions	\$ 43,270.62	
Other	\$ -	
<b>Total Revenue</b>		<b>\$ 351,249.30</b>

**EXPENDITURES**

Medical Claims	\$ 147,297.36	
Dental Claims	\$ 16,592.30	
Prescription Drug Claims	\$ 70,176.86	
Vision Claims	\$ 1,405.63	
Administrative Fees:	\$ 50,495.21	
Medical Mutual	\$ 13,731.96	
Dental	\$ 1,813.51	
Express Scripts	\$ 2,137.80	
Vision Service Plan	\$ 590.70	
Stop Loss Insurance	\$ 28,304.24	
Broker Fees	\$ 2,917.00	
COBRA		
Other	\$ 1,000.00	
<b>Total Expenditures</b>		<b>\$ 285,967.36</b>

**Monthly Profit/(Loss) \$ 65,281.94**

Ending Balance - November 30, 2013 \$ 470,784.70

# FREMONT CITY SCHOOL DISTRICT

## Investment Portfolio

November 30, 2013

### Major Funds

	Term	Interest Rate	Maturity Date	Investment Amount	Monthly Interest
StarOhio	On Demand	0.020%	Daily	\$2,537,151.49	\$39.27
StarOhio - Building	On Demand	0.020%	Daily	\$2,509,620.59	\$41.27
StarOhio - Classroom Facilities	On Demand	0.020%	Daily	\$644,052.76	\$10.76
Star Plus	On Demand	0.200%	Daily	\$3,251,037.48	\$533.84
Held at U S Bank (See Attached)		Variable	Variable	\$10,057,895.88	\$4,176.33
TriState Capital - Cedars CD	365-Days	1.000%	12/05/13	\$200,000.00	\$164.38
First Merit - CD	330-Days	0.200%	01/31/14	\$1,000,000.00	\$164.38
TriState Capital Bank - CD	365-Days	0.470%	07/02/14	\$248,000.00	\$95.80
TriState Capital Bank - Cedars CD	365-Days	0.349%	07/03/14	\$250,000.00	\$71.71
First Merit - CD	330-Days	0.200%	07/15/14	\$1,000,000.00	\$164.38

### New Investments

Waterford - CD	365-Days	0.400%	11/20/14	\$500,000.00	\$164.38
----------------	----------	--------	----------	--------------	----------

### Minor Funds

Money Market - Pearl Setzler	On Demand	0.050%	Daily	\$26,950.51	\$1.07
U S Bank-CD-Dora O'Farrell	19-Month	0.100%	03/05/14	\$1,000.00	\$0.08
U S Bank-CD-Linda Schwartz	19-Month	0.100%	03/05/14	\$3,000.00	\$0.25
U S Bank-CD-Beth Israel	19-Month	0.100%	03/05/14	\$4,500.00	\$0.37
U S Bank-CD-Gene H. Perry	19-Month	0.700%	04/14/14	\$122,000.00	\$70.19
U S Bank-CD-Carolyn Rhodes	19-Month	0.700%	05/18/14	\$53,442.00	\$30.75
U S Bank-CD-Laura Kridler	19-Month	0.700%	05/18/14	\$1,000.00	\$0.58
U S Bank-CD-Edward Forgatsch	19-Month	0.700%	05/18/14	\$4,500.00	\$2.59
U S Bank-CD-American Assoc.	19-Month	0.700%	05/18/14	\$5,000.00	\$2.88
U S Bank-CD-Class of 1950	19-Month	0.600%	06/18/14	\$39,967.00	\$19.71
U S Bank-CD-Margaret Fox	19-Month	0.600%	06/18/14	\$1,000.00	\$0.49
U S Bank-CD-Alex Clark	19-Month	0.600%	06/18/14	\$10,000.00	\$4.93
U S Bank-CD-Pearl Setzler	19-Month	0.610%	06/27/14	\$68,000.00	\$34.09
U S Bank-CD-Howard Nowels	19-Month	0.610%	07/07/14	\$26,935.00	\$13.50
U S Bank-CD-Charles Fox	19-Month	0.550%	10/22/14	\$10,000.00	\$4.52
CCB-CD-Sara Horn	24-Month	0.250%	09/27/15	\$15,000.00	\$3.08
CCB-CD-Mary Hedrick	36-Month	0.400%	10/30/16	\$1,000.00	\$0.33

Totals are for memorandum purposes only

\$22,591,052.71

\$5,815.93

12/17/2013  
7:04 PM



**Baird Public Investment Advisors**  
**Monthly Investment Report**  
**Fremont City Schools**  
**US Bank Acct #001050970931**  
 November 30, 2013

**Monthly Cash Flow Activity**

From 10-31-13 through 11-30-13

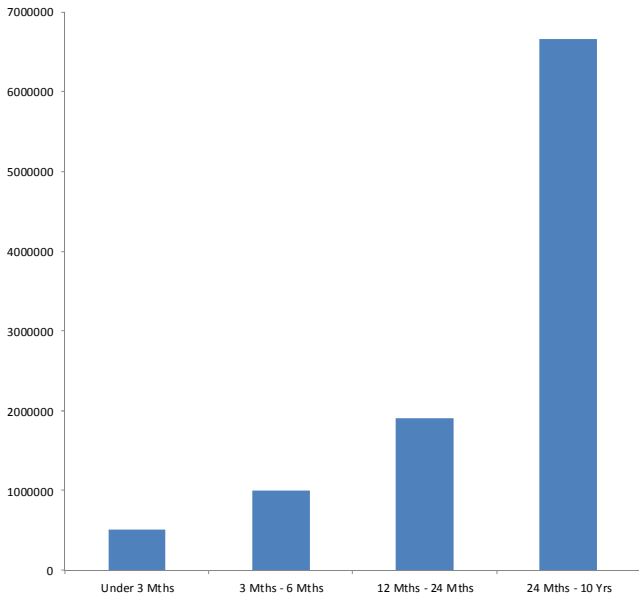
Beginning Book Value	10,053,624.55
Contributions	-
Withdrawals	-
Realized Gains/Losses	95.00
Gross Interest Earnings	4,176.33
Ending Book Value	10,057,895.88

**Market Value Summary**

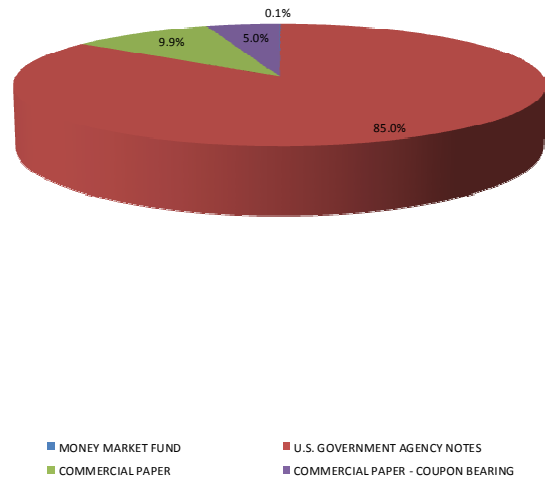
<u>Security Type</u>	<u>Market Value</u>	<u>Pct. Assets</u>	<u>Avg Yield at Cost</u>	<u>Wght Avg Mat</u>
<b>Money Market Fund</b>				
MONEY MARKET FUND	5,090.04	0.1	0.01	0.00
<b>Fixed Income</b>				
U.S. GOVERNMENT AGENCY NOTES	8,559,030.64	84.9	0.64	2.32
Accrued Interest	9,795.60	0.1		
<b>Commercial Paper</b>				
COMMERCIAL PAPER	999,360.00	9.9	0.25	0.33
COMMERCIAL PAPER - COUPON BEARING	505,000.00	5.0	0.10	0.08
Accrued Interest	0.00	0.0		
<b>TOTAL PORTFOLIO</b>	<b>10,078,276.28</b>	<b>100.0</b>	<b>0.58</b>	<b>2.01</b>

**Maturity Distribution**

Distribution by Maturity



**Security Type Allocation**



**Disclosure:** Baird's internal accounting system is used as the source of the market value of this account. Although obtained from a source believed to be reliable, we cannot guarantee its accuracy. Investment earnings are net of management fees. You should review all account statements provided by the custodian and compare with the statements provided by Baird.

**Baird Public Investment Advisors**  
 Portfolio Holdings Report  
**Fremont City Schools**  
**US Bank Acct #001050970931**  
 November 30, 2013



Quantity	Cusip	Security Description	Moody's	S&P	Cost Basis	Market Value	Yield at Cost	Wtd Maturity
<b>U.S. GOVERNMENT AGENCY NOTES</b>								
500,000	3134G3H78	Federal Home Ln Mtg 0.350% Due 12-05-14	Aaa	AA+	499,935.00	500,843.00	0.36	1.01
900,000	3134G36G0	Federal Home Ln Mtg 0.350% Due 03-18-15	Aaa	AA+	899,910.00	901,073.70	0.36	1.30
505,000	3134G3J76	Federal Home Ln Mtg 0.450% Due 09-04-15	Aaa	AA+	505,000.00	506,213.51	0.45	1.75
1,000,000	3135G0TT0	Federal Natl Mtg Assoc 0.500% Due 01-29-16	Aaa	AA+	999,700.00	1,000,339.00	0.51	2.15
505,000	3134G36A3	Federal Home Ln Mtg 0.600% Due 03-28-16	Aaa	AA+	505,000.00	505,463.08	0.60	2.31
900,000	3135G0VA8	Federal Natl Mtg Assoc 0.500% Due 03-30-16	Aaa	AA+	899,964.00	901,114.20	0.50	2.32
1,070,000	3137EADQ9	Federal Home Ln Mtg 0.500% Due 05-13-16	Aaa	AA+	1,069,539.90	1,071,430.59	0.52	2.43
1,000,000	3134G4GP7	Federal Home Ln Mtg 1.250% Due 09-30-16	Aaa	AA+	1,000,000.00	1,000,762.00	1.25	2.77
420,000	3136G1RV3	Federal Natl Mtg Assoc 0.950% Due 10-28-16	Aaa	AA+	420,000.00	420,510.30	0.95	2.86
1,000,000	3136G05H0	Federal Natl Mtg Assoc 0.700% Due 11-21-16	Aaa	AA+	1,000,000.00	1,000,859.00	0.70	2.94
750,000	3136G1FG9	Federal Natl Mtg Assoc 0.800% Due 02-27-17	Aaa	AA+	750,000.00	750,422.25	0.80	3.19
	Accrued Interest					9,795.60		
					8,549,048.90	8,568,826.24	0.64	2.32
<b>COMMERCIAL PAPER</b>								
1,000,000	4662J1CU2	JP Morgan 0.000% Due 03-28-14	P-1	A-1	998,756.94	999,360.00	0.25	0.33
<b>COMMERCIAL PAPER - COUPON BEARING</b>								
505,000	0268235012	US Bank 0.100% Due 12-30-13	P-1	A-1	505,000.00	505,000.00	0.10	0.08
	Accrued Interest					0.00		
					505,000.00	505,000.00	0.10	0.08
<b>MONEY MARKET FUND</b>								
	USBMMF	First American Treasury Obligations Fund			5,090.04	5,090.04	0.01	
<b>TOTAL PORTFOLIO</b>					<b>10,057,895.88</b>	<b>10,078,276.28</b>	<b>0.58</b>	<b>2.01</b>

**Disclosure:** Baird's internal accounting system is used as the source of the market value of this account. Although obtained from a source believed to be reliable, we cannot guarantee its accuracy. Investment earnings are net of management fees. You should review all account statements provided by the custodian and compare with the statements provided by Baird.



Baird Public Investment Advisors  
**INCOME - SETTLED TRADES**  
*Fremont City Schools*  
**US Bank Acct #001050970931**  
*Attn: David Chambers*  
*From 11-01-13 Through 11-30-13*

<u>Ex-Date</u>	<u>Pay-Date</u>	<u>Security</u>	<u>Amount</u>
<b>U.S. GOVERNMENT AGENCY NOTES</b>			
11-19-13	11-19-13	Federal Farm Credit Bank 0.250% Due 11-19-13	625.00
11-21-13	11-21-13	Federal Natl Mtg Assoc 0.700% Due 11-21-16	3,500.00
			<hr/> 4,125.00
<b>COMMERCIAL PAPER - COUPON BEARING</b>			
11-13-13	11-13-13	US Bank 0.100% Due 12-02-13	41.61
11-26-13	11-26-13	US Bank 0.100% Due 12-02-13	9.72
			<hr/> 51.33
<b>NET INCOME</b>			<b>4,176.33</b>



Baird Public Investment Advisors  
**REALIZED GAINS AND LOSSES - SETTLED TRADES**  
*Fremont City Schools*  
**US Bank Acct #001050970931**  
*Attn: David Chambers*  
*From 11-01-13 Through 11-30-13*

Open Date	Close Date	Quantity	Security	Cost Basis	Proceeds	Gain Or Loss	
						Short Term	Long Term
07-19-12	11-19-13	500,000	Federal Farm Credit Bank 0.250% Due 11-19-13	499,905.00	500,000.00		95.00
TOTAL GAINS						0.00	95.00
TOTAL LOSSES						0.00	0.00
TOTAL REALIZED GAIN/LOSS				95.00			

# FREMONT CITY SCHOOL DISTRICT

## Permanent Improvement Fund

### Cash Flow Analysis

Date	Permanent Improvement Description	Receipts	Expenditures	Balance
July 2012	2nd 1/2 Real Property Adv #1	\$ 149,000.00		\$686,819.06
	Hayes Fencing Repair		\$ 201.00	\$686,618.06
	Engineering Design Services for Repaving Ross Lot		\$ 3,000.00	\$683,618.06
	Hayes and Stamm Landscapping Plants		\$ 1,695.35	\$681,922.71
	New District Office Radio		\$ 912.00	\$681,010.71
	CD-Rom for Adamson/Morrison's Law for Business		\$ 3,652.00	\$677,358.71
	Tranfer Prior Year Expense	\$ (14,623.61)		\$662,735.10
	Administration Building		\$ 125,402.00	\$537,333.10
	iPads and iPad Cart		\$ 10,179.95	\$527,153.15
	Kenwood Handheld Radio Package		\$ 1,284.00	\$525,869.15
	Ross Natatorium Pool Temer Room A/C		\$ 270.00	\$525,599.15
	2nd 1/2 Real Property Settlement	\$ 163,271.81		\$688,870.96
	2nd 1/2 Real Property Settlement Fees		\$ 7,636.48	\$681,234.48
August	Tuck Point and Water Repellent to Washington/Bus Garage		\$ 19,053.00	\$662,181.48
	Open PO for July - Sept Repairs		\$ 391.87	\$661,789.61
	Fence for around Shed at FMS		\$ 1,445.00	\$660,344.61
	Otis -Restroom Partitions Installation		\$ 6,512.00	\$653,832.61
	Hayes - Ashohalt and Concrete Removal		\$ 960.00	\$652,872.61
	Otis - Carpet Installation in Kindergartens		\$ 7,377.48	\$645,495.13
	Portables Removed		\$ 13,650.00	\$631,845.13
	Bid Notice for Ross Parking Lot		\$ 437.22	\$631,407.91
	Natorium Timer Room A/C Mini Split System		\$ 4,488.00	\$626,919.91
	Equipment for iPad Cart - Wireless Router DLINK		\$ 124.91	\$626,795.00
	Accounting Textbooks		\$ 3,978.70	\$622,816.30
	Ross - Dispose of Old/Install New Flooring		\$ 2,082.83	\$620,733.47
	Natorium Sealant and Supplies		\$ 4,989.68	\$615,743.79
	Ross - Parking Lot Repaving		\$ 162,576.00	\$453,167.79
	Repair of Flooring		\$ 515.00	\$452,652.79
	Prep Guide		\$ 1,021.20	\$451,631.59
	Rebate	\$ 240.00		\$451,871.59
	2nd 1/2 Manufactured Homes Settlement	\$ 587.15		\$452,458.74
	2nd 1/2 Manufactured Homes Settlement Fees		\$ 158.85	\$452,299.89
	Homestead/Rollback	\$ 47,534.23		\$499,834.12
	Homestead/Rollback Fees		\$ 405.31	\$499,428.81
	Reduction To Expense		\$ (8,651.90)	\$508,080.71
September	Floor Coverings - Wiper/Scraper Rugs for District Buildings		\$ 12,455.16	\$495,625.55
	Kenwood TK-3360 Handheld Radio Package		\$ 321.00	\$495,304.55
	Table at FMS		\$ 725.00	\$494,579.55
	Hilty Rebate		\$ (1,000.00)	\$495,579.55
	Knox Box Reimbursement		\$ (380.00)	\$495,959.55
	Transfer to Bus Fund		\$ 45,000.00	\$450,959.55
	Transfer to Turf Fund		\$ 80,000.00	\$370,959.55
	Transfer to Athletic Resurfacing Fund		\$ 10,000.00	\$360,959.55
	Transfer to Weight Room Fund		\$ 20,000.00	\$340,959.55
	Transfer to Vehicle Replacement Fund		\$ 20,000.00	\$320,959.55
	Portables Removed at Atkinson, Croghan, Otis, Ross and Sacred Heart		\$ 4,500.00	\$316,459.55
	Atkinson Repairs to Soffit		\$ 7,489.00	\$308,970.55
	Track Landscapping		\$ 1,245.00	\$307,725.55
	Little Giant and Streak Restoration at Stadium		\$ 500.00	\$307,225.55



# FREMONT CITY SCHOOL DISTRICT

## Permanent Improvement Fund

### Cash Flow Analysis

Date	Permanent Improvement Description	Receipts	Expenditures	Balance
October	Phoenix Vertical Fireproof File Cabinets		\$ 4,731.00	\$302,494.55
	Phoenix Firefighter Fireproof Digital Safe		\$ 699.00	\$301,795.55
	Floorcovering - Atkinson, Stamm		\$ 1,051.06	\$300,744.49
	Seal and Stipe Asphalt - Croghan		\$ 4,990.00	\$295,754.49
	Landscapping - Croghan		\$ 2,368.50	\$293,385.99
	Light Bulbs for Pool		\$ 875.79	\$292,510.20
	Repair to South Air Handler in Gym - Ross		\$ 7,750.00	\$284,760.20
	ScanDisk Cruzer Facet 8GB		\$ 243.50	\$284,516.70
	School Outfitters Molded Plastic Tables		\$ 890.93	\$283,625.77
	Garmin Nuvi 50LM Units		\$ 2,054.23	\$281,571.54
	Change Order to Admin Building		\$ 12,386.25	\$269,185.29
	Removal of Burner, Refactory, Set New Burner		\$ 2,215.00	\$266,970.29
	Manufactured Homes Rollback	\$ 279.30		\$267,249.59
November	Manufactured Homes Homestead	\$ 700.13		\$267,949.72
	By-Pass Damper and System Pilot Tool		\$ 1,495.00	\$266,454.72
	Office Furniture - Washington		\$ 2,737.25	\$263,717.47
	2nd 1/2 Personal Property Settlement	\$ 34.35		\$263,751.82
	2nd 1/2 Personal Property Settlement Fees		\$ 4.98	\$263,746.84
	Tangible Personal Property Tax Loss Reimbursement	\$ 31,896.30		\$295,643.14
Electrical Work - Ross		\$ 2,949.00	\$292,694.14	
December	No Expenditures		\$ -	\$292,694.14
January	Stamm - Boiler Retubing		\$ 4,709.68	\$287,984.46
	Washington - Office Furniture		\$ 2,786.75	\$285,197.71
	H P Laser Jet		\$ 695.00	\$284,502.71
	1st 1/2 Real Property Tax Advance	\$ 63,000.00		\$347,502.71
	Croghan - Eco Plus		\$ 1,246.40	\$346,256.31
February	Ubiquiti UniFi UAP-PRO WiFi System		\$ 832.00	\$345,424.31
March	1st 1/2 Real Property Settlement	\$ 288,189.40		\$633,613.71
	1st 1/2 Real Property Settlement Expense		\$ 8,344.07	\$625,269.64
	FMS - Snow Blower		\$ 422.34	\$624,847.30
April	300 Series Deluxe Folding Chairs and Shipping		\$ 2,656.60	\$622,190.70
	Lutz - Curved Vertical Blinds		\$ 512.96	\$621,677.74
	Stadium - Keypad for doors		\$ 1,115.00	\$620,562.74
	Dotworkz D2 Standard Cameras		\$ 1,493.59	\$619,069.15
	Hayes PA System Upgrade for Classrooms		\$ 4,972.00	\$614,097.15
	Homestead/Rollback Settlement	\$ 46,153.89		\$660,251.04
	Homestead/Rollback Settlement Fees		\$ 393.50	\$659,857.54
	Otis - Additional Buzz-in Door		\$ 1,390.00	\$658,467.54
Lutz - Pump Replacement		\$ 4,306.00	\$654,161.54	
May	iPad with Dock, Wifi, Engraving, and Smart Cover		\$ 8,260.00	\$645,901.54
	1st 1/2 Manufactured Homestead/Rollback	\$ 1,167.95		\$647,069.49
	1st 1/2 Manufactured Homestead/Rollback Fees		\$ 128.50	\$646,940.99
	Tangible Personal Property Tax Loss	\$ 31,896.29		\$678,837.28
June	Apple Refund		\$ (464.00)	\$679,301.28
	Ross - Architectural Services Restrooms		\$ 6,000.00	\$673,301.28
	Ross - Change Order - Electrical Upgrade		\$ 24,091.00	\$649,210.28
	Transfer to Facilities Maintenance Fund		\$ 281,169.74	\$368,040.54
	1st 1/2 Tangible Personal Property Settlement	\$ 33.14		\$368,073.68
	1st 1/2 Tangible Personal Property Settlement Fee		\$ 4.81	\$368,068.87
July 2013	Apple iPad WiFi 64GB, Engraving, AppleCare+		\$ 563.56	\$367,505.31
	2nd 1/2 Real Property Advance	\$ 139,000.00		\$506,505.31
	2nd 1/2 Real Property Settlement	\$ 162,101.29		\$668,606.60
12/17/2013				

**FREMONT CITY SCHOOL DISTRICT**  
**Permanent Improvement Fund**  
**Cash Flow Analysis**

Date	Permanent Improvement Description	Receipts	Expenditures	Balance
	2nd 1/2 Real Property Settlement Fees		\$ 7,220.94	\$661,385.66
August	Carpet at District Buildings		\$ 51,501.15	\$609,884.51
	Galley Left Serving Line, Corner, Salad Bar, Hot Food		\$ 5,000.84	\$604,883.67
	Right Side Serving Line		\$ 4,992.96	\$599,890.71
	Transfers to Bus Replacement, Stadium, Track, Vehicle and Pool Funds		\$ 123,400.00	\$476,490.71
	Donations	\$ 11,000.00		\$487,490.71
September	Bus Video Camera Security Package		\$ 12,850.00	\$474,640.71
	Homestead/Rollback Settlement	\$ 46,399.93		\$521,040.64
	Homestead/Rollback Settlement Fees		\$ 418.42	\$520,622.22
	Donations	\$ (11,000.00)		\$509,622.22
October	2nd 1/2Manufactured Home Settlement	\$ 567.25		\$510,189.47
	2nd 1/2Manufactured Home Settlement Fees		\$ 161.14	\$510,028.33
	Move expense from 001		\$ 3,690.98	\$506,337.35
	Patch Panel, WiFi System, Shipping		\$ 3,100.00	\$503,237.35
	Shielded Jack, Shielded Patch Cable		\$ 202.00	\$503,035.35
	Asbestos Tile Removal - Atkinson		\$ 4,515.00	\$498,520.35
	iPad Mini, Applecare, iPad Smartcover		\$ 6,670.00	\$491,850.35
	Smartboard, ELMO, Shipping		\$ 4,295.00	\$487,555.35
	2nd 1/2 Manufactured Home Homestead	\$ 727.65		\$488,283.00
November	VbiQuititi Touchable Pr		\$ 695.95	\$487,587.05
	Bridge #2 - Tangible Personal Property Loss Reimb.	\$ 31,896.29		\$519,483.34
	Fiscal Year Totals	\$ 380,692.41	\$ 229,277.94	

# FREMONT CITY SCHOOL DISTRICT

## Tax Abatement Fund

### Cash Flow Analysis

Date	Tax Abatement Description	Receipts	Expenditures	Balance
				\$5,241,108.42
July 1, 2012	Abatement	\$9,120.36		\$5,250,228.78
	Ross Electrical Upgrade Design		\$2,531.75	\$5,247,697.03
	LFI - New FMS		\$206.88	\$5,247,490.15
	Abatement	\$7,800.00		\$5,255,290.15
August	LFI - New FMS		\$206.88	\$5,255,083.27
	Ross Wireless Equipment and Installation		\$76,000.00	\$5,179,083.27
September	Ross Electrical Upgrade Design		\$4,725.00	\$5,174,358.27
	LFI - New FMS		\$206.88	\$5,174,151.39
	Ross Electrical Upgrade Parts and Labor		\$168,447.98	\$5,005,703.41
October	Move Exp from 003		\$21,049.40	\$4,984,654.01
	Textbooks		\$122,086.93	\$4,862,567.08
	Ross Electrical Upgrade Design		\$525.00	\$4,862,042.08
	K-12 Science Education Practices		\$72.86	\$4,861,969.22
	Textbooks		\$29,032.50	\$4,832,936.72
	Textbooks		\$16,183.30	\$4,816,753.42
	Storytown		\$1,631.80	\$4,815,121.62
	LFI - New FMS		\$206.88	\$4,814,914.74
November	LFI - New FMS		\$206.88	\$4,814,707.86
	Harcourt - Textbook Refund		(\$1,631.80)	\$4,816,339.66
December	LFI - New FMS		\$206.88	\$4,816,132.78
	Textbooks		\$2,806.15	\$4,813,326.63
	Textbooks		\$27,873.88	\$4,785,452.75
Janaury	LFI - New FMS		\$206.88	\$4,785,245.87
	Textbook Expenses moved from GF		\$242,367.98	\$4,542,877.89
February	Transfer to GF		\$200,000.00	\$4,342,877.89
March	No Activity			\$4,342,877.89
April	Toshiba Laptop, Replicator and Case		\$69,258.98	\$4,273,618.91
	Abatement	\$676,000.00		\$4,949,618.91
May	Abatement	\$19,600.00		\$4,969,218.91
	Ross Electrical - JDRM Engineering		\$630.00	\$4,968,588.91
June	Ross Electrical Upgrade		\$13,253.02	\$4,955,335.89
July 1, 2013	Textbooks		\$88,084.66	\$4,867,251.23
August	Abatement	\$7,800.00		\$4,875,051.23
	Chromebook Extended Warrenty		\$133.02	\$4,874,918.21
	High School Study Guides and Teacher Ed		\$4,712.95	\$4,870,205.26
	Elementary Workbooks		\$5,260.99	\$4,864,944.27
September	MPS		2.93	\$4,864,941.34

# FREMONT CITY SCHOOL DISTRICT

## Tax Abatement Fund

### Cash Flow Analysis

Date	Tax Abatement Description	Receipts	Expenditures	Balance
	Scholastic		\$8,836.17	\$4,856,105.17
	Houghton Mifflin Harcourt		\$21,708.70	\$4,834,396.47
	McGraw Hill Education		\$45,119.09	\$4,789,277.38
	Pearson Education		\$60,120.32	\$4,729,157.06
	CPO Science		\$805.60	\$4,728,351.46
	Toshiba Laptop, Carry Case and Replicator		\$2,629.98	\$4,725,721.48
	Abatement	\$9,120.36		\$4,734,841.84
October	Smartboard Mobile Floor Stand, Infocus Projector		\$1,061.00	\$4,733,780.84
	Move expense to 003		(\$3,690.98)	\$4,737,471.82
	Textbooks, Storytown		\$70,989.72	\$4,666,482.10
November	Textbooks		\$34,284.06	\$4,632,198.04
	Fiscal Year Totals	\$16,920.36	\$340,058.21	

Date: 12/05/2013  
 Time: 12:07 pm

FREMONT CITY SCHOOL DISTRICT  
 Financial Report by Fund/SCC

Fund #	Fund Description	FYTD Receipts	MTD Expenditures	FYTD Expenditures	Current Fund Balance	Current Encumbrances	Unencumbered Fund Balance	Bank Code
001 0000	GENERAL FUND	16,769,630.30	2,666,947.15	15,090,356.68	7,917,589.61	530,370.69	7,387,218.92	
	6,238,315.99	2,216,263.28						
001 9000	TECHNOLOGY FUND - DISTRICT WIDE	7,342.50	0.00	28,089.90	13,642.07-	0.00	13,642.07-	
	7,105.33	1,129.75						
001 9001	GENERAL FEE - ATKINSON	975.00	1,036.36	1,627.36	537.36-	5,979.19	6,516.55-	
	115.00	375.00						
001 9002	GENERAL FEE - CROGHAN	573.45	368.25	2,666.05	309.74-	4,947.12	5,256.86-	
	1,782.86	0.00						
001 9003	GENERAL FEE - HAYES	856.90	440.09	2,417.79	606.01-	4,764.90	5,370.91-	
	954.88	50.00						
001 9004	GENERAL FEE - LUTZ	3,620.00	245.50	1,035.21	8,540.57	934.65	7,605.92	
	5,955.78	365.00						
001 9005	GENERAL FEE - OTIS	870.00	245.50	1,945.62	91.23-	7,170.00	7,261.23-	
	984.39	100.00						
001 9006	GENERAL FEE - STAMM	2,887.99	592.03	3,426.73	369.43-	5,153.80	5,523.23-	
	169.31	600.00						
001 9007	GENERAL FEE - WASHINGTON	1,837.50	66.76	229.49	4,912.54	1,091.58	3,820.96	
	3,304.53	250.00						
001 9008	GENERAL FEE - ATKINSON	0.00	0.00	0.00	0.00	0.00	0.00	
	0.00	0.00						
001 9009	GENERAL FEE - CROGHAN	0.00	0.00	0.00	0.00	0.00	0.00	
	0.00	0.00						
001 9010	FMS-SIXTH GRADE STUDENT FEES YR 11-12	12.50	0.00	706.21	12.50	0.00	12.50	
	706.21	0.00						
001 9013	GENERAL FEE - STAMM	0.00	0.00	1,700.49	0.00	0.00	0.00	
	1,700.49	0.00						
001 9020	GENERAL FEE - STAMM	0.00	0.00	0.00	0.00	0.00	0.00	
	0.00	0.00						
001 9050	ELEMENTARY MUSIC	8.00	0.00	722.51	692.51-	0.00	692.51-	
	22.00	0.00						
001 9100	WORKBOOKS - ROSS	443.75	0.00	1,451.69	117.11	0.00	117.11	
	1,125.05	83.50						

Date: 12/05/2013  
 Time: 12:07 pm

FREMONT CITY SCHOOL DISTRICT  
 Financial Report by Fund/SCC

Page: 2  
 (FINSUM)

Fund #	Fund Description	FYTD Receipts	MTD Expenditures	FYTD Expenditures	Current Fund Balance	Current Encumbrances	Unencumbered Fund Balance	Bank Code
001 9101	ROSS ID TAGS 6,047.84	88.00	677.50	1,086.26	1,086.26	5,639.08	0.00	5,639.08
001 9102	SAFETY GLASSES - ROSS 203.55	0.00	0.00	0.00	0.00	203.55	192.00	11.55
001 9103	ART FUND - ROSS 4,779.93	630.82	3,787.07	59.60	11,753.86	3,186.86-	0.00	3,186.86-
001 9104	HOME ECONOMICS - ROSS 1,081.85	0.00	420.00	735.53	1,456.40	45.45	843.60	798.15-
001 9105	WOODS - ROSS 2,302.11	230.00	1,244.50	248.36	1,729.96	1,816.65	452.61	1,364.04
001 9106	ENERGY & POWER - ROSS 2,691.66	30.00	60.00	0.00	0.00	2,751.66	202.82	2,548.84
001 9107	METALS - ROSS 1,123.74	0.00	0.00	0.00	0.00	1,123.74	0.00	1,123.74
001 9108	COMPUTER TECHNOLOGY - ROSS 8,020.05	91.75	672.75	0.00	0.00	8,692.80	0.00	8,692.80
001 9109	PHOTOGRAPHY - ROSS 741.67	225.00	1,204.00	228.99	1,728.74	216.93	271.01	54.08-
001 9110	SCIENCE - ROSS 3,715.93	573.25	3,691.30	329.00	17,081.78	9,674.55-	1,183.97	10,858.52-
001 9111	BUSINESS - ROSS 2,650.85	109.00	803.25	0.00	759.94	2,694.16	0.00	2,694.16
001 9112	ENGINEERING DESIGN - ROSS 686.67	0.00	0.00	0.00	0.00	686.67	0.00	686.67
001 9113	MATH/ROSS 1,887.23	75.50	833.00	0.00	0.00	2,720.23	0.00	2,720.23
001 9114	APPLIED MANUFACTURING & TECHNOLOGY 1,428.72	0.00	0.00	0.00	0.00	1,428.72	0.00	1,428.72
001 9115	ROSS PARKING 2,129.21	100.00	3,880.00	0.00	220.00	5,789.21	1,375.00	4,414.21
001 9116	FIRST AID & SAFETY/ROSS 667.17	0.00	25.00	0.00	0.00	692.17	0.00	692.17

Date: 12/05/2013  
 Time: 12:07 pm

FREMONT CITY SCHOOL DISTRICT  
 Financial Report by Fund/SCC

Page: 3  
 (FINSUM)

Fund #	Fund Description	FYTD Receipts	MTD Expenditures	FYTD Expenditures	Current Fund Balance	Current Encumbrances	Unencumbered Fund Balance	Bank Code
001 9117	BIOLOGY AP/ROSS 0.00            50.00	175.00	0.00	0.00	175.00	0.00	175.00	
001 9118	CHEMISTRY AP/ROSS 2,014.49            0.00	100.00	0.00	0.00	2,114.49	0.00	2,114.49	
001 9119	PHYSICS AP/ROSS 1,333.46            0.00	0.00	0.00	0.00	1,333.46	494.00	839.46	
001 9120	BAND - ROSS 1,794.27            149.75	1,603.25	0.00	2,664.20	733.32	953.65	220.33-	
001 9121	GOVERNMENT - ROSS 340.98            0.00	0.00	0.00	0.00	340.98	0.00	340.98	
001 9122	MUSIC DEPARTMENT CLEANING FEES 743.98            0.00	0.00	0.00	75.00	668.98	0.00	668.98	
001 9123	SCHOOL PLANNERS 1,595.04            172.50	1,247.00	0.00	4,236.00	1,393.96-	0.00	1,393.96-	
001 9125	FOREIGN LANGUAGES - ROSS 1,025.75            162.00	1,378.50	0.00	4,360.44	1,956.19-	0.00	1,956.19-	
001 9200	MIDDLE SCHOOL CALCULATORS 966.35            115.00	655.15	0.00	5,866.31	4,244.81-	0.00	4,244.81-	
001 9201	MIDDLE SCHOOL ID TAGS/PLANNERS 456.50            39.00	1,074.21	0.00	2,504.92	974.21-	0.00	974.21-	
001 9203	ART - MIDDLE SCHOOL 148.66            119.00	1,208.00	450.58	4,527.82	3,171.16-	0.00	3,171.16-	
001 9205	MATERIALS & PROCESSING - MIDDLE SCHOOL 629.50            60.00	535.50	0.00	3,196.15	2,031.15-	0.00	2,031.15-	
001 9206	FMS-CULTURAL CONNECTION-FOREIGN LANGUAGE 0.00            4.00	22.00	0.00	0.00	22.00	0.00	22.00	
001 9210	SCIENCE - MIDDLE SCHOOL 918.79            91.00	768.00	0.00	6,071.90	4,385.11-	622.66	5,007.77-	
001 9211	CHOIR - MIDDLE SCHOOL 52.50            0.00	105.00	0.00	682.50	525.00-	0.00	525.00-	
001 9212	BAND - MIDDLE SCHOOL 730.42            45.00	513.50	27.00-	4,293.30	3,049.38-	185.55	3,234.93-	

Date: 12/05/2013  
 Time: 12:07 pm

FREMONT CITY SCHOOL DISTRICT  
 Financial Report by Fund/SCC

Fund #	Fund Description	FYTD	MTD	FYTD	Current	Current	Unencumbered	Bank
Begin	MTD	Receipts	Expenditures	Expenditures	Fund	Encumbrances	Fund	Balance
Balance	Receipts				Balance		Balance	Code
001 9213	INDUSTRIAL TECH - MIDDLE SCHOOL							
378.43	36.00	356.00	848.89	2,861.51	2,127.08-	301.29	2,428.37-	
001 9214	COMPUTER & KEYBOARDING - MIDDLE SCHOOL							
1,975.55	10.00	116.50	0.00	450.00	1,642.05	0.00	1,642.05	
001 9216	ORCHESTRA - MIDDLE SCHOOL							
346.50	8.00	171.00	0.00	0.00	517.50	304.00	213.50	
001 9300	BUS PURCHASES - STATE MONIES							
0.00	0.00	0.00	0.00	0.00	0.00	0.00	0.00	
001 9301	HANDICAPPED BUS PURCHASES - STATE MONIES							
0.00	0.00	0.00	0.00	0.00	0.00	0.00	0.00	
001 9302	BUS PURCHASES - LOCAL							
4,050.00	0.00	0.00	0.00	0.00	4,050.00	0.00	4,050.00	
001 9303	MEDICAID SCHOOL PROGRAM							
225,567.32	11,105.90	18,851.07	8,016.27	50,248.30	194,170.09	20,850.00	173,320.09	
001 9304	TAX ABATEMENT							
4,955,335.89	0.00	16,920.36	34,284.06	340,058.21	4,632,198.04	17,454.35	4,614,743.69	
001 9305	AUCTION FUNDING							
50,887.70	0.00	0.00	0.00	0.00	50,887.70	0.00	50,887.70	
001 9306	CASINO REVENUE							
89,709.43	0.00	106,532.84	5,436.91	14,746.23	181,496.04	79,268.77	102,227.27	
001 9600	BAND - ROSS							
2,496.69	125.50	2,522.50	416.24	8,757.31	3,738.12-	2,401.00	6,139.12-	
001 9601	ELEMENTARY BAND - DISTRICT WIDE							
50.00	120.00	120.00	0.00	0.00	170.00	0.00	170.00	
001 9602	ELEMENTARY ORCHESTRA - DISTRICT WIDE							
230.00	0.00	510.00	0.00	0.00	740.00	0.00	740.00	
001 9603	ORCHESTRA - ROSS							
1,812.97	0.00	152.50	0.00	1,321.79	643.68	108.00	535.68	
001 9604	CHOIR - ROSS							
205.74	26.00	135.86	0.00	617.68	276.08-	837.00	1,113.08-	
002 9004	NOTE - INCOME TAX							
300.67	0.00	0.00	0.00	0.00	300.67	0.00	300.67	



Date: 12/05/2013  
 Time: 12:07 pm

FREMONT CITY SCHOOL DISTRICT  
 Financial Report by Fund/SCC

Fund #	Fund Description	FYTD Receipts	MTD Expenditures	FYTD Expenditures	Current Fund Balance	Current Encumbrances	Unencumbered Fund Balance	Bank Code
002	9800 2008 ENP 779,359.89	0.00	568,408.14	0.00	381,844.95	965,923.08	0.00	965,923.08
003	0000 PERMANENT IMPROVEMENT FUND 368,068.87	31,896.29	380,692.41	695.95	229,277.94	519,483.34	113,643.58	405,839.76
003	9000 P I BUS FUND 90,000.00	0.00	45,000.00	0.00	0.00	135,000.00	0.00	135,000.00
003	9001 STADIUM 242,000.00	0.00	50,000.00	0.00	0.00	292,000.00	0.00	292,000.00
003	9002 ATHLETIC RESURFACING FUND 10,000.00	0.00	10,000.00	0.00	0.00	20,000.00	0.00	20,000.00
003	9003 WEIGHT ROOM FUND 20,000.00	9,323.49	20,323.49	0.00	0.00	40,323.49	40,323.49	0.00
003	9004 VEHICLE FUND - NON BUS 11,600.00	0.00	13,400.00	5,800.00	15,050.00	9,950.00	0.00	9,950.00
003	9005 POOL EQUIPMENT 0.00	0.00	5,000.00	0.00	0.00	5,000.00	0.00	5,000.00
003	9012 SCOREBOARD FUND 12.75	0.00	0.00	0.00	0.00	12.75	0.00	12.75
003	9013 RETAINED INTEREST 3.11	0.00	0.00	0.00	0.00	3.11	0.00	3.11
004	9800 2008 ENP BUILDING FUND 1,028.55	0.00	0.00	0.00	0.00	1,028.55	0.00	1,028.55
006	0000 FOOD SERVICE FUND 1,667,192.83	213,844.53	581,919.38	178,852.30	554,239.30	1,694,872.91	181,577.42	1,513,295.49
006	9009 SCHOOL BREAKFAST GRANT 1,000.00	0.00	0.00	0.00	0.00	1,000.00	0.00	1,000.00
006	932N ARRA CAFETERIA EQUIPMENT ASSISTANCE 0.00	0.00	0.00	0.00	0.00	0.00	0.00	0.00
007	9000 A C NICHOLS CHARITABLE TRUST 6,884.38	384.00	768.00	0.00	0.00	7,652.38	0.00	7,652.38
007	9035 PEARL SETZLER TRUST FUND 95,840.56	1.07	229.93	0.00	0.00	96,070.49	0.00	96,070.49

Date: 12/05/2013  
 Time: 12:07 pm

FREMONT CITY SCHOOL DISTRICT  
 Financial Report by Fund/SCC

Fund #	Fund Description	FYTD Receipts	MTD Expenditures	FYTD Expenditures	Current Fund Balance	Current Encumbrances	Unencumbered Fund Balance	Bank Code
007 9050	DORA O'FARRELL ART SCHOLARSHIP FUND	1,000.00	0.00	0.00	1,000.00	0.00	1,000.00	
007 9103	SARA HORN MEMORIAL SCHOLARSHIP	17,041.10	0.00	0.00	17,041.10	0.00	17,041.10	
007 9104	SARA HORN MEMORIAL SCHOLARSHIP INTEREST	12.60	0.00	17.43	30.03	0.00	30.03	
007 9105	Fremont Federation of Women Scholarship	4,900.00	0.00	0.00	4,900.00	0.00	4,900.00	
007 9150	DORA O'FARRELL ART SCHOLARSHIP INTEREST	953.45	0.00	3.77	957.22	0.00	957.22	
007 9201	LAURA KRIDLER TRUST FUND	1,000.00	0.00	0.00	1,000.00	0.00	1,000.00	
007 9202	MARGARET FOX TRUST FUND	1,000.00	0.00	0.00	1,000.00	0.00	1,000.00	
007 9206	BERTHA YOUNGMAN TRUST FUND	1,000.00	0.00	0.00	1,000.00	0.00	1,000.00	
007 9207	IMOGENE FORSYTH TRUST FUND	500.00	0.00	0.00	500.00	0.00	500.00	
007 9601	LAURA KRIDLER TRUST INTEREST	33.66	0.00	3.52	37.18	0.00	37.18	
007 9602	MARGARET FOX INTEREST	1,233.17	1.51	3.03	1,236.20	0.00	1,236.20	
008 9100	ALBERT D. HETRICK SCHOLARSHIP FUND	0.00	0.00	0.00	0.00	0.00	0.00	
008 9101	GENE H. PERRY SCHOLARSHIP	127,314.05	0.00	0.00	127,314.05	0.00	127,314.05	
008 9102	GENE H. PERRY SCHOLARSHIP INTEREST	0.00	0.00	856.98	856.98	0.00	856.98	
008 9203	MARY HEDRICK TRUST FUND	1,000.00	0.00	0.00	1,000.00	0.00	1,000.00	
008 9204	LINDA SCHWARTZ TRUST FUND	3,000.00	0.00	0.00	3,000.00	0.00	3,000.00	

Date: 12/05/2013  
 Time: 12:07 pm

FREMONT CITY SCHOOL DISTRICT  
 Financial Report by Fund/SCC

Page: 7  
 (FINSUM)

Fund #	Fund Description	FYTD Receipts	MTD Expenditures	FYTD Expenditures	Current Fund Balance	Current Encumbrances	Unencumbered Fund Balance	Bank Code
008 9205	CHARLES FOX TRUST FUND	10,000.00	0.00	0.00	10,000.00	0.00	10,000.00	
008 9400	EDWARD L. FORGATSCH SCHOLARSHIP FUND	4,500.00	0.00	0.00	4,500.00	0.00	4,500.00	
008 9401	BETH ISRAEL CONGREGATION AWARD	4,500.00	0.00	0.00	4,500.00	0.00	4,500.00	
008 9407	G. ALEX CLARK SCHOLARSHIP	10,000.00	0.00	0.00	10,000.00	0.00	10,000.00	
008 9500	ALBERT D. HETRICK SCHOLARSHIP INTEREST	0.00	0.00	0.00	0.00	0.00	0.00	
008 9501	CLASS OF 1950 SCHOLARSHIP FUND	40,267.18	0.00	0.00	40,267.18	0.00	40,267.18	
008 9508	AMERICAN ASSOC OF UNIV WOMEN - PRINCIPAL	5,000.00	0.00	0.00	5,000.00	0.00	5,000.00	
008 9599	HOWARD W. NOWELS FOUNDATION	27,935.08	0.00	0.00	27,935.08	0.00	27,935.08	
008 9600	EDWARD FORGATSCH SCHOLARSHIP INTEREST	16.28	0.00	15.80	32.08	0.00	32.08	
008 9601	BETH ISRAEL CONGREGATION INTEREST	66.92	0.00	16.97	83.89	0.00	83.89	
008 9603	MARY HEDRICK INTEREST	682.37	0.00	3.27	685.64	0.00	685.64	
008 9604	LINDA SCHWARTZ SCHOLARSHIP INTEREST	82.42	0.00	11.32	93.74	0.00	93.74	
008 9605	CHARLES FOX SCHOLARSHIP INTEREST	5,406.67	4.67	23.06	5,429.73	0.00	5,429.73	
008 9607	G. ALEX CLARK SCHOLARSHIP INTEREST	37.93	15.13	30.27	68.20	0.00	68.20	
008 9608	AMERICAN ASSOC OF UNIV WOMEN - INTEREST	123.32	0.00	17.56	140.88	0.00	140.88	
008 9699	HOWARD NOWELS FOUNDATION INTEREST	41.30	0.00	41.30	82.60	0.00	82.60	

Date: 12/05/2013  
 Time: 12:07 pm

FREMONT CITY SCHOOL DISTRICT  
 Financial Report by Fund/SCC

Fund #	Fund Description	FYTD Receipts	MTD Expenditures	FYTD Expenditures	Current Fund Balance	Current Encumbrances	Unencumbered Fund Balance	Bank Code
008 9701	CLASS OF 1950 SCHOLARSHIP INTEREST	162.40	0.00	0.00	283.38	0.00	283.38	
008 9801	CAROLYN RHODES SCHOLARSHIP FUND	63,991.28	0.00	0.00	70,558.28	0.00	70,558.28	
008 9901	CAROLYN RHODES - INTEREST	624.82	0.00	0.00	812.54	0.00	812.54	
010 9800	2008 ENP CLASSROOM FAC.- STATE	702,424.64	0.00	14,290.83	697,437.27	22,877.59	674,559.68	
010 9801	2008 CLASSROOM FAC. INTEREST - STATE	4,683.02	0.00	0.00	4,756.48	0.00	4,756.48	
010 9802	2008 ENP CLASSROOM FAC. - LOCAL	2,593,012.98	0.00	479,813.55	2,113,199.43	158,814.70	1,954,384.73	
010 9803	2008 CLASSROOM FAC. INTEREST - LOCAL	387,374.21	0.00	0.00	387,639.18	0.00	387,639.18	
010 9804	RETAINED EARNINGS	384.63	0.00	0.00	434.52	0.00	434.52	
014 0000	INTERNAL SERVICE ROTARY FUND	147.39	0.00	0.00	147.39	0.00	147.39	
014 9003	AMERICAN HISTORY GRANT	0.00	0.00	0.00	0.00	0.00	0.00	
018 9000	LEARNING RESOURCE CENTER	29.77	0.00	0.00	29.77	0.00	29.77	
018 9001	ELEMENTARY CURRICULUM	3,326.44	0.00	0.00	3,326.44	0.00	3,326.44	
018 9003	SUPERINTENDENT - CAMPUS WEAR	2,322.95	0.00	1,500.00	1,335.95	0.00	1,335.95	
018 9004	FMS PAVER PROJECT	1,225.00	0.00	110.00	1,115.00	0.00	1,115.00	
018 9005	CAMPUS WEAR-STUDENT SERVICES	0.00	0.00	0.00	0.00	0.00	0.00	
018 9013	ESL PROGRAM-DONATION-VOCES UNIDAS	1,000.00	0.00	500.00	500.00	500.00	0.00	

Date: 12/05/2013  
 Time: 12:07 pm

FREMONT CITY SCHOOL DISTRICT  
 Financial Report by Fund/SCC

Fund #	Fund Description	FYTD Receipts	MTD Expenditures	FYTD Expenditures	Current Fund Balance	Current Encumbrances	Unencumbered Fund Balance	Bank Code	
018 9100	ROSS HIGH LIBRARY	843.30	0.00	52.56	0.00	497.89	397.97	0.00	397.97
018 9101	EXCELLENCE REWARD PROGRAM - ROSS HIGH	1,632.45	0.00	1,900.00	1,595.00	1,602.30	1,930.15	0.00	1,930.15
018 9102	COMMUNITY DONATIONS - ROSS	4,085.00	128.94	789.33	76.20	1,701.25	3,173.08	439.91	2,733.17
018 9103	COLLEGE TESTING - ROSS	1,390.24	250.00	758.00	6,989.65	6,989.65	4,841.41-	0.00	4,841.41-
018 9104	MAKE A DIFFERENCE CLUB - ROSS	277.33	0.00	0.00	0.00	0.00	277.33	0.00	277.33
018 9199	E-RATE GRANT FUND	131,018.65	66,236.34	75,204.68	13,789.59	55,896.12	150,327.21	15,122.06	135,205.15
018 9200	MS LIBRARY	1,642.96	0.00	27.00	0.00	183.87	1,486.09	365.71	1,120.38
018 9201	YOUTH ASSET TEAM - MIDDLE SCHOOL	150.22	0.00	0.00	0.00	0.00	150.22	3.21	147.01
018 9203	FMS DONATION FUND	265.00	0.00	0.00	0.00	0.00	265.00	0.00	265.00
018 9300	ATKINSON LIBRARY	5,316.42	3,358.50	3,358.50	895.95	3,939.61	4,735.31	3,937.55	797.76
018 9303	PRINCIPAL'S ACCOUNT/ATKINSON	5,781.91	0.00	375.74	128.63	1,359.71	4,797.94	408.99	4,388.95
018 9304	MAKE A DIFFERENCE-ATKINSON	485.66	0.00	0.00	0.00	0.00	485.66	0.00	485.66
018 9400	CROGHAN LIBRARY	1,221.56	0.00	20.98	347.68	726.11	516.43	33.97	482.46
018 9404	PRINCIPAL'S ACCOUNT/CROGHAN	4,620.87	0.00	154.98	607.07	775.07	4,000.78	0.00	4,000.78
018 9500	HAYES LIBRARY	1,771.78	0.00	2,855.57	2,413.21	3,623.09	1,004.26	30.12	974.14
018 9505	PRINCIPAL'S ACCOUNT/HAYES	4,847.53	3,706.50-	3,706.50-	68.35	426.70	714.33	150.00	564.33

Date: 12/05/2013  
 Time: 12:07 pm

FREMONT CITY SCHOOL DISTRICT  
 Financial Report by Fund/SCC

Page: 10  
 (FINSUM)

Fund #	Fund Description	FYTD Receipts	MTD Expenditures	FYTD Expenditures	Current Fund Balance	Current Encumbrances	Unencumbered Fund Balance	Bank Code
018 9506	HAYES - MAKE A DIFFERENCE CLUB 476.83	3,706.50	753.75	753.75	3,429.58	300.00	3,129.58	
018 9600	LUTZ LIBRARY 1,269.16	2,083.30	3,929.83	3,929.83	2,173.73	0.00	2,173.73	
018 9606	PRINCIPAL'S ACCOUNT/LUTZ 8,086.84	0.00	182.55	0.00	8,269.39	287.85	7,981.54	
018 9700	OTIS LIBRARY 1,824.79	0.00	3,120.78	3,120.78	2,601.41	0.00	2,601.41	
018 9707	PRINCIPAL'S ACCOUNT/OTIS 761.54	0.00	0.00	161.85	599.69	0.00	599.69	
018 9800	STAMM LIBRARY 1,064.00	101.11	3,177.73	3,177.73	1,797.73	165.79	1,631.94	
018 9808	PRINCIPAL'S ACCOUNT/STAMM 4,916.22	0.00	0.00	0.00	4,916.22	0.00	4,916.22	
018 9900	WASHINGTON LIBRARY 1,282.79	0.00	3,041.90	0.00	4,324.69	2,529.38	1,795.31	
018 9904	WASHINGTON - MAKE A DIFFERENCE 277.48	0.00	68.06	68.06	209.42	81.94	127.48	
018 9905	MAKE A DIFFERENCE - FREMONT MIDDLE SCHOOL 53.54	0.00	20.00	0.00	73.54	0.00	73.54	
018 9909	PRINCIPAL'S ACCOUNT/WASHINGTON 2,946.27	0.00	78.19	15.57	3,008.89	0.00	3,008.89	
018 9999	TECHNOLOGY 249.92	0.00	0.00	0.00	249.92	0.00	249.92	
019 9000	TAX ABATEMENT 0.00	0.00	0.00	0.00	0.00	0.00	0.00	
019 9001	HEINZ MENTORING GRANT 1,364.00	0.00	0.00	0.00	1,364.00	151.95	1,212.05	
019 9002	BUCKEYE HEALTHY SCHOOL ALLIANCE GRANT 0.00	0.00	0.00	0.00	0.00	0.00	0.00	
019 9003	SCHOOL GRANTS FOR HEALTHY KIDS 1,444.42	0.00	0.00	0.00	1,444.42	1,444.42	0.00	



Date: 12/05/2013  
 Time: 12:07 pm

FREMONT CITY SCHOOL DISTRICT  
 Financial Report by Fund/SCC

Page: 12  
 (FINSUM)

Fund #	Fund Description	FYTD Receipts	MTD Expenditures	FYTD Expenditures	Current Fund Balance	Current Encumbrances	Unencumbered Fund Balance	Bank Code
022 9999	UNCLAIMED MONIES							
	241.09	0.00	2,917.00	0.00	2,917.00	241.09	0.00	241.09
024 0000	SELF-INSURANCE PROGRAM							
	643,329.40	351,249.30	1,666,887.53	285,967.36	1,839,432.23	470,784.70	20,415.00	450,369.70
024 9000	FLEX BENEFITS							
	9,585.91	6,299.00	30,445.00	7,087.02	26,126.08	13,904.83	1,873.92	12,030.91
027 0000	WORKMANS COMP.-SELF INS							
	416,092.38	6,895.75	184,673.93	875.00	4,560.00	596,206.31	875.00	595,331.31
031 0000	UNDERGROUND STORAGE TANKS							
	11,000.00	0.00	0.00	0.00	0.00	11,000.00	0.00	11,000.00
034 0000	CLASSROOM FAC. MAINT.							
	1,247,807.19	0.00	0.00	7,926.61	39,911.16	1,207,896.03	10,846.53	1,197,049.50
200 9100	A CAPPELLA CHOIR							
	4,121.39	636.00	1,761.00	450.00	945.00	4,937.39	1,008.00	3,929.39
200 9101	AMERICAN FIELD SERVICE							
	420.78	0.00	0.00	0.00	140.80	279.98	0.00	279.98
200 9102	YEARBOOK - ROSS ANNUAL							
	5,094.22	1,285.00	8,481.50	0.00	9,139.38	4,436.34	200.00	4,236.34
200 9103	ART CLUB							
	5,350.29	0.00	0.00	0.00	1,687.86	3,662.43	103.00	3,559.43
200 9104	FREMONT ROSS BAND							
	7,098.00	0.00	250.00	128.00	6,772.80	575.20	0.00	575.20
200 9105	INTERNATIONAL RELATIONS CLUB-ROSS							
	2,190.44	0.00	0.00	0.00	0.00	2,190.44	0.00	2,190.44
200 9106	FUTURE TEACHERS OF AMERICA-ROSS							
	284.92	0.00	0.00	0.00	0.00	284.92	0.00	284.92
200 9107	CHATTER							
	1.42	0.00	850.00	0.00	199.90	651.52	356.52	295.00
200 9108	MULTI-MEDIA CLUB - ROSS							
	65.48	0.00	0.00	0.00	44.96	20.52	0.00	20.52
200 9109	DRAMA CLUB							
	2,236.70	6,043.02	6,578.02	1,196.99	2,126.99	6,687.73	6,339.73	348.00



Date: 12/05/2013  
 Time: 12:07 pm

FREMONT CITY SCHOOL DISTRICT  
 Financial Report by Fund/SCC

Fund #	Fund Description	FYTD Receipts	MTD Expenditures	FYTD Expenditures	Current Fund Balance	Current Encumbrances	Unencumbered Fund Balance	Bank Code
200 9110	FRENCH CLUB/ROSS 3,208.66	0.00	164.00	28.88	267.03	3,105.63	100.00	3,005.63
200 9111	FUTURE FARMERS OF AMERICA 3,309.38	3,890.94	8,431.82	0.00	4,221.51	7,519.69	3,598.87	3,920.82
200 9112	ROSS PEP CLUB 0.00	0.00	0.00	0.00	0.00	0.00	0.00	0.00
200 9113	FUTURE HOMEMAKERS OF TOMORROW-ROSS 307.88	0.00	0.00	0.00	0.00	307.88	0.00	307.88
200 9114	SPANISH CLUB - ROSS 1,828.29	0.00	0.00	0.00	123.20	1,705.09	100.00	1,605.09
200 9115	KEY CLUB 741.73	729.40	798.40	0.00	301.72	1,238.41	0.00	1,238.41
200 9116	NATIONAL HONOR SOCIETY 3,022.83	50.00	190.00	0.00	0.00	3,212.83	0.00	3,212.83
200 9117	ORCHESTRA 387.13	298.00	298.00	0.00	0.00	685.13	300.00	385.13
200 9118	SADD CLUB 723.62	0.00	0.00	0.00	186.14	537.48	0.00	537.48
200 9119	QUIZ BOWL 124.69	0.00	0.00	0.00	0.00	124.69	0.00	124.69
200 9120	SCIENCE CLUB-ROSS 1,275.33	0.00	0.00	0.00	0.00	1,275.33	1,435.06	159.73-
200 9121	STUDENT COUNCIL-ROSS 934.47	0.00	230.00	0.00	786.98	377.49	800.00	422.51-
200 9122	COMMUNITY DONATIONS 607.17	0.00	0.00	0.00	0.00	607.17	0.00	607.17
200 9123	MEXICO TRIP - ROSS 1,000.03	0.00	0.00	0.00	0.00	1,000.03	0.00	1,000.03
200 9126	BOWLING CLUB - ROSS 1,002.34	2,030.00	2,030.00	520.00	520.00	2,512.34	487.50	2,024.84
200 9127	CLUB HOCKEY - ROSS HIGH 431.06	2,870.00	4,620.00	476.00	830.11	4,220.95	2,190.00	2,030.95

Date: 12/05/2013  
 Time: 12:07 pm

FREMONT CITY SCHOOL DISTRICT  
 Financial Report by Fund/SCC

Fund #	Fund Description	FYTD Receipts	MTD Expenditures	FYTD Expenditures	Current Fund Balance	Current Encumbrances	Unencumbered Fund Balance	Bank Code
Begin	Balance	MTD Receipts						
200 9128	HISPANIC COMMITTEE - ROSS							
	1,296.73	191.00	535.00	55.40	205.40	1,626.33	385.00	1,241.33
200 9129	ROSS SPRING MUSICAL							
	1,767.55	0.00	417.50	0.00	41.67	2,143.38	258.33	1,885.05
200 9130	Ross Leadership Club							
	6,234.81	0.00	1,250.00	341.61	4,630.33	2,854.48	1,732.90	1,121.58
200 9131	Photography Club Ross							
	0.00	0.00	0.00	0.00	0.00	0.00	0.00	0.00
200 9132	FREMONT ROSS DANCE TEAM							
	0.00	50.00	3,512.00	488.22	2,462.29	1,049.71	250.00	799.71
200 9140	ROSS CLASS OF 2008							
	220.92	0.00	0.00	0.00	0.00	220.92	0.00	220.92
200 9141	ROSS CLASS OF 2009							
	155.38	0.00	0.00	0.00	0.00	155.38	0.00	155.38
200 9142	ROSS CLASS OF 2010							
	1,269.32	0.00	0.00	0.00	0.00	1,269.32	0.00	1,269.32
200 9143	ROSS CLASS OF 2011							
	1,249.69	0.00	0.00	0.00	0.00	1,249.69	0.00	1,249.69
200 9144	CLASS OF 2012							
	2,233.41	0.00	0.00	0.00	0.00	2,233.41	0.00	2,233.41
200 9145	CLASS OF 2013							
	717.54	0.00	0.00	0.00	585.00	132.54	0.00	132.54
200 9146	CLASS OF 2014							
	1,652.45	0.00	5,420.00	75.00	965.16	6,107.29	0.00	6,107.29
200 9147	Class of 2015							
	653.76	0.00	0.00	0.00	0.00	653.76	0.00	653.76
200 9148	CLASS OF 2016							
	144.00	0.00	0.00	0.00	0.00	144.00	0.00	144.00
200 9149	CLASS OF 2017							
	0.00	1,128.00	1,128.00	0.00	0.00	1,128.00	0.00	1,128.00
200 9200	JR. HIGH CHESS CLUB							
	121.31	0.00	0.00	0.00	0.00	121.31	0.00	121.31

Date: 12/05/2013  
 Time: 12:07 pm

FREMONT CITY SCHOOL DISTRICT  
 Financial Report by Fund/SCC

Page: 15  
 (FINSUM)

Fund #	Fund Description	FYTD Receipts	MTD Expenditures	FYTD Expenditures	Current Fund Balance	Current Encumbrances	Unencumbered Fund Balance	Bank Code	
200 9201	BUILDER'S CLUB/JR HIGH	313.27	0.00	0.00	313.27	0.00	313.27		
200 9202	MS MAGAZINE FUND	13,653.83	1,246.65	14,173.65	7,335.86	12,290.82	15,536.66	3,883.71	11,652.95
200 9203	MS BAND	220.59	0.00	0.00	0.00	0.00	220.59	75.00	145.59
200 9204	MS CHOIR	785.10	0.00	0.00	0.00	0.00	785.10	78.73	706.37
200 9205	OUTDOOR ADVENTURE CLUB/FMS	165.52	29.00	29.00	0.00	0.00	194.52	0.00	194.52
200 9206	MS ORCHESTRA	5.59	0.00	0.00	0.00	0.00	5.59	0.00	5.59
200 9207	ART CLUB/MIDDLE SCHOOL	720.77	0.00	0.00	0.00	0.00	720.77	308.00	412.77
200 9208	MS NEWSPAPER	388.86	0.00	0.00	0.00	0.00	388.86	0.00	388.86
200 9209	MS STUDENT COUNCIL	4,583.12	86.75	786.25	294.69	1,077.68	4,291.69	1,304.66	2,987.03
200 9210	HISTORY CLUB - MIDDLE SCHOOL	9,846.47	159.40	2,333.40	0.00	1,929.34	10,250.53	1,119.66	9,130.87
200 9211	MS YEARBOOK	4,947.80	1,580.00	1,580.00	0.00	3,283.25	3,244.55	0.00	3,244.55
200 9212	TEEN CONNECTIONS - MIDDLE SCHOOL	218.62	0.00	0.00	0.00	0.00	218.62	0.00	218.62
200 9214	SPIRIT CLUB - MIDDLE SCHOOL	2,060.04	278.00	6,227.00	2,809.47	4,023.53	4,263.51	624.10	3,639.41
200 9216	FMS QUIZ BOWL TEAM	7.56	0.00	0.00	0.00	0.00	7.56	0.00	7.56
200 9222	FUTURE EDUCATORS/MIDDLE SCHOOL	126.46	0.00	0.00	0.00	0.00	126.46	0.00	126.46
200 9286	DRAMA CLUB/MS	51.67	0.00	0.00	0.00	0.00	51.67	0.00	51.67



Date: 12/05/2013  
 Time: 12:07 pm

FREMONT CITY SCHOOL DISTRICT  
 Financial Report by Fund/SCC

Page: 17  
 (FINSUM)

Fund #	Fund Description	FYTD Receipts	MTD Expenditures	FYTD Expenditures	Current Fund Balance	Current Encumbrances	Unencumbered Fund Balance	Bank Code
300 9115	ROSS HIGH - VOLLEYBALL 0.00	0.00	6,506.00	205.20	5,755.20	750.80	0.00	750.80
300 9124	ROSS HIGH CHEERLEADING 8,407.54	0.00	4,159.60	29.41-	10,258.54	2,308.60	0.00	2,308.60
300 9200	MIDDLE SCHOOL ATHLETICS 496.17	0.00	0.00	0.00	0.00	496.17	0.00	496.17
300 9213	MIDDLE SCHOOL CHEERLEADING 4,503.23	0.00	608.00	0.00	4,115.43	995.80	590.00	405.80
401 9323	BISHOP HOFFMAN CATHOLIC SCHOOLS 12-13 145,400.78	0.00	0.00	71.86	145,401.73	0.95-	0.00	0.95-
401 9423	BISHOP HOFFMAN CATHOLIC SCHOOLS 13-14 0.00	84,093.92	168,219.11	12,733.34	40,306.57	127,912.54	894.34	127,018.20
439 9013	EARLY CHILDHOOD EDUCATION 12-13 0.00	0.00	0.00	0.00	0.00	0.00	0.00	0.00
439 9014	EARLY CHILDHOOD EDUCATION 13-14 0.00	9,436.00	35,933.00	9,436.00	35,933.00	0.00	0.00	0.00
451 9012	OHIO K-12 NETWORK 0.00	0.00	0.00	0.00	0.00	0.00	0.00	0.00
451 9013	OHIO K-12 NETWORK 0.00	0.00	0.00	0.00	0.00	0.00	0.00	0.00
451 9014	OHIO K-12 NETWORK 0.00	8,100.00	8,100.00	0.00	0.00	8,100.00	0.00	8,100.00
499 9010	ODNR CAPITAL IMPROVEMENT GRANT 637.25	0.00	0.00	0.00	0.00	637.25	0.00	637.25
499 9114	UNITED WAY PROJECT PASS 741.81	0.00	0.00	0.00	0.00	741.81	0.00	741.81
499 9115	UNITED WAY - PROJECT ATTEND 0.00	0.00	0.00	0.00	0.00	0.00	0.00	0.00
499 9116	UNITED WAY - MENTORSHIP PROGRAM 0.00	0.00	0.00	0.00	0.00	0.00	0.00	0.00
505 9013	TITLE I-C MIGRANT FY13 13,166.67	488.60	163,842.12	44.18	176,520.19	488.60	0.00	488.60

Date: 12/05/2013  
 Time: 12:07 pm

FREMONT CITY SCHOOL DISTRICT  
 Financial Report by Fund/SCC

Fund #	Fund Description	FYTD Receipts	MTD Expenditures	FYTD Expenditures	Current Fund Balance	Current Encumbrances	Unencumbered Fund Balance	Bank Code
505 9014	TITLE I-C MIGRANT FY14 0.00 16,677.23	45,571.57	9,452.27	36,440.67	9,130.90	250.35	8,880.55	
506 9013	RACE TO THE TOP FY13 1,383.18 0.00	18,000.00	13,534.75	19,383.18	0.00	0.00	0.00	
506 9014	RACE TO THE TOP FY14 0.00 19,421.42	39,817.84	73.00	37,890.84	1,927.00	70.00	1,857.00	
506 9113	RttT-Electronic Teacher Evaluation-Online 0.00 0.00	0.00	0.00	0.00	0.00	0.00	0.00	
516 9013	TITLE VI-B IDEA FY 13 24,422.31 0.00	25,000.00	5,596.98	49,422.31	0.00	0.00	0.00	
516 9014	TITLE VI-B IDEA FY 14 0.00 90,729.65	275,073.52	143,445.97	275,966.25	892.73-	2,507.08	3,399.81-	
516 9113	PARENT/COMMUNITY ENGAGEMENT 0.00 0.00	0.00	0.00	0.00	0.00	0.00	0.00	
516 9414	SPECIAL ED-RURAL/LOW INCOME 0.00 0.00	0.00	0.00	0.00	0.00	0.00	0.00	
532 9320	STATE STABILIZATION FUND 10-11 62.11 0.00	0.00	0.00	0.00	62.11	0.00	62.11	
536 9013	TITLE I-SCHOOL IMPROVEMENT-HAYES SCHOOL 4,721.29 0.00	0.00	4,609.63	4,721.29	0.00	0.00	0.00	
536 9014	TITLE I-SCHOOL IMPROVEMENT-HAYES SCHOOL 0.00 9,663.05	11,163.05	6,614.86	11,491.31	328.26-	0.00	328.26-	
551 9012	TITLE III - LEP FY 12 0.00 0.00	0.00	0.00	0.00	0.00	0.00	0.00	
551 9013	TITLE II - LEP FY 13 2,390.24 0.00	2,929.68	351.33	5,319.92	0.00	0.00	0.00	
551 9014	TITLE II - LEP FY 14 0.00 3,521.80	10,137.54	3,201.43	9,513.80	623.74	663.31	39.57-	
572 9013	TITLE I - FY 13 40,029.16 0.00	135,966.59	0.00	175,995.75	0.00	0.00	0.00	
572 9014	TITLE I - FY 14 0.00 99,211.27	258,493.48	93,812.53	254,485.77	4,007.71	35,965.65	31,957.94-	

Date: 12/05/2013  
 Time: 12:07 pm

FREMONT CITY SCHOOL DISTRICT  
 Financial Report by Fund/SCC

Page: 19  
 (FINSUM)

Fund #	Fund Description	FYTD Receipts	MTD Expenditures	FYTD Expenditures	Current Fund Balance	Current Encumbrances	Unencumbered Fund Balance	Bank Code
572 9313	TITLE I-D - DELINQUENT FY 13							
	1,281.58	0.00	4,058.50	322.54	5,340.08	0.00	0.00	0.00
572 9314	TITLE I-D - DELINQUENT FY 14							
	0.00	5,644.27	14,930.87	5,288.07	14,697.75	233.12	283.72	50.60-
590 9013	TITLE II-A TEACHER QUALITY FY 13							
	0.00	0.00	59,402.30	3,837.91	59,402.30	0.00	0.00	0.00
590 9014	TITLE II-A TEACHER QUALITY FY 14							
	0.00	21,122.31	59,887.35	18,614.74	59,159.60	727.75	2,653.58	1,925.83-
590 9113	REGIONAL PROFESSIONAL DEVELOPMENT COMMITTEE							
	1,605.11	0.00	0.00	0.00	1,605.11	0.00	0.00	0.00
599 9000	FARM TO SCHOOL - ATKINSON							
	100.00	0.00	0.00	0.00	0.00	100.00	0.00	100.00
599 9001	FARM TO SCHOOL - HAYES							
	100.00	0.00	0.00	0.00	0.00	100.00	0.00	100.00
599 9002	FARM TO SCHOOL - OTIS							
	100.00	0.00	0.00	0.00	0.00	100.00	0.00	100.00
599 9012	TEAM NUTRITION 2010 GRANT							
	0.00	0.00	0.00	0.00	0.00	0.00	0.00	0.00
599 9013	TEAM NUTRITION 2010 - 2ND GRANT							
	0.00	0.00	0.00	0.00	0.00	0.00	0.00	0.00
599 9014	NAT'L SCHOOL LUNCH BREAKFAST EXPANSION							
	0.00	0.00	0.00	0.00	0.00	0.00	0.00	0.00
599 9020	U S DEPT OF AGR - RECIPE TESTING							
	972.14	0.00	0.00	0.00	0.00	972.14	0.00	972.14
599 9022	HEALTHY SCHOOL LEADERSHIP INSTITUTE							
	0.00	0.00	0.00	0.00	0.00	0.00	0.00	0.00
599 9111	21st CENTURY-INNOVATION							
	6,843.23	0.00	63,067.06	13,913.92	75,055.73	5,145.44-	0.00	5,145.44-
599 9113	21ST CENTURY-LEARNING FOR A LIFETIME YR1							
	8,414.33	0.00	117,000.01	16,043.38	134,113.54	8,699.20-	0.00	8,699.20-
599 9414	LOW INCOME POVERTY GRANT							
	0.00	2,991.08	10,241.31	3,039.32	8,739.00	1,502.31	15,414.63	13,912.32-

Date: 12/05/2013  
Time: 12:07 pm

FREMONT CITY SCHOOL DISTRICT  
Financial Report by Fund/SCC

Page: 20  
(FINSUM)

Fund #	Fund Description	FYTD	MTD	FYTD	Current	Current	Unencumbered	Bank
Begin Balance	MTD Receipts	Receipts	Expenditures	Expenditures	Fund Balance	Encumbrances	Fund Balance	Code
GRAND TOTALS:								
21,963,222.79	3,344,847.42	22,420,912.79	3,718,628.19	21,187,392.87	23,196,742.71	1,383,063.28	21,813,679.43	



Check#	Check Date	Org Sta	Vendor Paid	Check Amount	Status Date
000061	11/08/2013	M/M	WILLIAM BURKETT	1,346.75	
000062	11/24/2013	M/M	WAGeworks	3,375.36	
005153	11/15/2013	W/R	BRUCE SLICKER	208.00	11/30/2013
005154	11/15/2013	W/R	JARED GREENE	135.00	11/30/2013
005155	11/15/2013	W/R	WILLIAM HENDERLY	177.00	11/30/2013
005156	11/15/2013	W/R	JIM BORGIA	135.00	11/30/2013
005157	11/15/2013	W/R	DAVIS BUCHANAN	213.00	11/30/2013
005158	11/15/2013	W/R	TIM WOOLF	125.00	11/30/2013
005159	11/15/2013	W/R	DEAN BLISS	100.00	11/30/2013
005160	11/15/2013	W/R	WILLIAM LAGROU	100.00	11/30/2013
005161	11/15/2013	W/R	JAMES WHITE	125.00	11/30/2013
005164	11/26/2013	W/R	MEMORIAL HOSPITAL	200.00	11/30/2013
005165	11/26/2013	W/W	TIFFIN COLUMBIAN HIGH SCHOOL	2,639.50	
005166	11/26/2013	W/W	TOLEDO CENTRAL CATHOLIC HIGH	2,577.60	
005167	11/26/2013	W/W	ADKINS SANITATION	225.00	
064335	11/01/2013	W/R	ST. JOHN'S JESUIT	184.00	11/06/2013
064336	11/08/2013	W/R	SCHOOL EMPLOYEES RETIREMENT	1,385.98	11/30/2013
064337	11/08/2013	W/R	STATE TEACHERS RETIRE.	9,835.74	11/13/2013
064338	11/07/2013	W/R	GORDON FOOD SERVICE	20,002.20	11/07/2013
064339	11/11/2013	B/R	Dennis Cole	10.00	11/18/2013
064340	11/11/2013	B/R	Jennifer Zamora	14.50	11/19/2013
064341	11/11/2013	W/R	BONNIE WEAVER	60.57	11/15/2013
064342	11/11/2013	W/R	RUSH GRAPHIX	2,689.00	11/21/2013
064343	11/11/2013	W/R	SCOTT HAVICE	6.75	11/21/2013
064344	11/11/2013	W/R	KAREN DRAY	69.16	11/18/2013
064345	11/11/2013	W/R	KAREN SWARTZ	78.25	11/30/2013
064346	11/11/2013	W/R	NANCY MCKILLIP	90.40	11/20/2013
064347	11/11/2013	W/R	J.W. TURF, INC.	5,800.00	11/18/2013
064348	11/11/2013	W/R	ACT	6,537.65	11/19/2013
064349	11/11/2013	W/R	ADKINS SANITATION	975.00	11/15/2013
064350	11/11/2013	W/R	AGILE SPORTS TECHNOLOGIES	400.00	11/18/2013
064351	11/11/2013	W/R	PEARSON CLINICAL ASSESSMENT	1,013.63	11/15/2013
064352	11/11/2013	W/R	ALL-PRO ELEVATOR	914.00	11/19/2013
064353	11/11/2013	W/R	IDEAL BAKERY	20.00	11/20/2013
064354	11/11/2013	W/R	A.S.C.D.	167.60	11/20/2013
064355	11/11/2013	W/R	ASSOCIATED BUYERS	59.33	11/14/2013
064356	11/11/2013	W/R	ITSAVVY	10,911.28	11/15/2013
064357	11/11/2013	W/R	BAKER'S DIVERSIFIED VEHICLE	6,049.00	11/14/2013
064358	11/11/2013	W/R	BAY TROPHY	48.00	11/14/2013
064359	11/11/2013	W/R	SCHOOL SPECIALTY	100.46	11/18/2013
064360	11/11/2013	W/R	LINDSEY WATER & SEWER DEPT.	400.40	11/21/2013
064361	11/11/2013	W/R	BRICKER & ECKLER LLP	2,738.51	11/18/2013
064362	11/11/2013	W/R	BUREAU OF EDUCATION & RESEARCH	235.00	11/30/2013
064363	11/11/2013	W/R	C & W AUTO SUPPLY	571.35	11/14/2013
064364	11/11/2013	W/R	FLEETPRIDE	561.07	11/15/2013
064365	11/11/2013	W/R	COGENT SYSTEMS	1,340.00	11/18/2013
064366	11/11/2013	W/R	COLUMBUS CLAY CO.	439.00	11/15/2013
064367	11/11/2013	W/R	GREAT LAKES BIOMEDICAL	315.00	11/14/2013
064368	11/11/2013	W/R	GREAT LAKES INTERNET &	695.95	11/18/2013
064369	11/11/2013	W/R	CONTRACTORS EQUIP RENTAL	387.50	11/13/2013
064370	11/11/2013	W/R	DELPHI CREATIVITY CENTER	30.48	11/21/2013
064371	11/11/2013	W/R	AMERICAN LEAK DETECTION	1,085.00	11/18/2013

Check#	Check Date	Org Sta	Vendor Paid	Check Amount	Status Date
064372	11/11/2013	W/R	VILLAGE ENERGY COOPERATIVE	65.46	11/18/2013
064373	11/11/2013	W/V	ECONOMY PLUMBERS	58.20	11/12/2013
064374	11/11/2013	W/R	ENGLER PRINTING	78.00	11/15/2013
064375	11/11/2013	W/R	NORTH POINT ESC	5,465.45	11/19/2013
064376	11/11/2013	W/R	FAYE EISHEN	33.17	11/20/2013
064377	11/11/2013	W/W	FLOWER REAL ESTATE HOLDINGS	350.00	
064378	11/11/2013	W/R	FOLLETT EDUCATIONAL SERVICES	2,721.00	11/21/2013
064379	11/11/2013	W/W	FORTBALL PIZZA PALACE	75.28	
064380	11/11/2013	W/R	247 SECURITY INC	2,527.83	11/22/2013
064381	11/11/2013	W/R	FORTE MUSIC INC.	1,375.00	11/19/2013
064382	11/11/2013	W/R	4INK JETS	89.09	11/22/2013
064383	11/11/2013	W/R	FREMONT ATHLETIC SUPPLY	1,919.00	11/14/2013
064384	11/11/2013	W/R	FREMONT AUTO PARTS	171.91	11/14/2013
064385	11/11/2013	W/R	UTILITY BILLING OFFICE	16,196.41	11/15/2013
064386	11/11/2013	W/R	FREMONT MUSIC CENTER	35.00	11/22/2013
064387	11/11/2013	W/R	KELLERMYER COMPANY	213.34	11/15/2013
064388	11/11/2013	W/R	FREMONT PRINTING	531.00	11/19/2013
064389	11/11/2013	W/R	FREMONT RECREATION DEPT	476.00	11/19/2013
064390	11/11/2013	W/R	DESIGN SCIENCE	484.50	11/21/2013
064391	11/11/2013	W/R	GOLD MEDAL INDOOR SPORTS LLC	100.00	11/30/2013
064392	11/11/2013	W/R	GORDON LUMBER CO	198.80	11/18/2013
064393	11/11/2013	W/R	HILTON COLUMBUS DOWNTOWN	159.00	11/19/2013
064394	11/11/2013	W/R	INDUSTRIAL ARTS SUPPLY C	110.79	11/21/2013
064395	11/11/2013	W/R	IXL LEARNING	1,750.00	11/20/2013
064396	11/11/2013	W/R	JASON SMITH	509.63	11/18/2013
064397	11/11/2013	W/R	AERO FILTER, INC	206.79	11/15/2013
064398	11/11/2013	W/R	KELVIN	188.10	11/18/2013
064399	11/11/2013	W/R	KROGER CO	108.06	11/18/2013
064400	11/11/2013	W/R	DR. KRIS FAUVER	1,500.00	11/18/2013
064401	11/11/2013	W/R	LORI FISHER	415.16	11/18/2013
064402	11/11/2013	W/R	LOWE'S CO., INC. FREMONT	824.56	11/18/2013
064403	11/11/2013	W/R	MEMORIAL HOSPITAL	3,947.00	11/18/2013
064404	11/11/2013	W/R	MEMORIAL HOSPITAL	4,553.00	11/18/2013
064405	11/11/2013	W/R	METROTEX	608.80	11/18/2013
064406	11/11/2013	W/R	O.E. MEYER & SONS	38.96	11/18/2013
064407	11/11/2013	W/W	MHS	264.00	
064408	11/11/2013	W/R	NATIONAL ASSOCIATION OF MUSIC	128.00	11/18/2013
064409	11/11/2013	W/R	WESTSIDE RADIATOR WORKS, LLC	595.00	11/20/2013
064410	11/11/2013	W/R	SCANTRON CORPORATION	72.08	11/18/2013
064411	11/11/2013	W/R	TRUCK SALES	204.05	11/18/2013
064412	11/11/2013	W/V	NOLLENBERGER TRUCK CENTE	1,305.65	11/12/2013
064413	11/11/2013	W/R	OHIO DEPARTMENT OF COMMERCE	106.50	11/20/2013
064414	11/11/2013	W/R	OHIO DEPT. OF JOB AND	996.27	11/21/2013
064415	11/11/2013	W/R	AMERICAN ELECTRIC POWER	6,659.20	11/15/2013
064416	11/11/2013	W/R	OSBA	150.00	11/21/2013
064417	11/11/2013	W/R	OHIO SCHOOLS COUNCIL	13,021.46	11/15/2013
064418	11/11/2013	W/R	O.P AQUATICS	327.00	11/18/2013
064419	11/11/2013	W/R	PHAZE I	2,528.50	11/20/2013
064420	11/11/2013	W/R	POSTMASTER-FREMONT	66.00	11/19/2013
064421	11/11/2013	W/R	POST NET	15.00	11/18/2013
064422	11/11/2013	W/R	PSAT/NMSQT	452.00	11/15/2013
064423	11/11/2013	W/W	RIVERBY GOLF COURSE	66.00	

Check#	Check Date	Org Sta	Vendor Paid	Check Amount	Status Date
064424	11/11/2013	W/W	ROBERTS AUTO ELECTRIC	275.00	
064425	11/11/2013	W/R	SABROSKE ELECTRIC	564.98	11/14/2013
064426	11/11/2013	W/R	AT&T	450.36	11/18/2013
064427	11/11/2013	W/R	SCHOLASTIC CLASSROOM MAGAZINES	98.89	11/19/2013
064428	11/11/2013	W/R	SCHOLASTIC BOOK FAIRS	5,500.99	11/19/2013
064429	11/11/2013	W/R	SCHOOL HEALTH CORP.	198.72	11/18/2013
064430	11/11/2013	W/R	SHEETS SUPPLY	1,034.28	11/15/2013
064431	11/11/2013	W/R	SHRADER TIRE AND OIL	1,270.00	11/15/2013
064432	11/11/2013	W/R	SIESEL DISTRIBUTING LLC	2,385.83	11/20/2013
064433	11/11/2013	W/R	SNAP ON INDUSTRIAL	299.54	11/18/2013
064434	11/11/2013	W/R	SOUND SOLUTIONS	4,813.29	11/14/2013
064435	11/11/2013	W/R	SPOONER, INCORPORATED	875.00	11/18/2013
064436	11/11/2013	W/R	STAPLES ADVANTAGE	389.37	11/15/2013
064437	11/11/2013	W/R	STANTON'S SHEET MUSIC	115.40	11/18/2013
064438	11/11/2013	W/W	STRATEGIC SOLUTIONS	50.75	
064439	11/11/2013	W/R	TELAMON CONTRUCTION COMPANY	43,419.52	11/19/2013
064440	11/11/2013	W/R	TOLEDO EDISON CO.	3,438.63	11/18/2013
064441	11/11/2013	W/R	TRACI MCCAUDY	234.58	11/30/2013
064442	11/11/2013	W/R	TREASURER STATE OF OHIO	1,184.10	11/15/2013
064443	11/11/2013	W/W	TRICO GLASS	434.76	
064444	11/11/2013	W/R	UNITED PARCEL SERVICE	171.07	11/19/2013
064445	11/11/2013	W/R	USA BLUE BOOK	106.65	11/19/2013
064446	11/11/2013	W/R	WAL-MART STORES INC.	697.37	11/19/2013
064447	11/11/2013	W/R	ZIMMERMAN SCHOOL EQUIPMENT	5,456.00	11/21/2013
064448	11/11/2013	W/R	KIM BEARDMORE	21.58	11/18/2013
064449	11/11/2013	W/R	SHELLEY FANNIN	701.79	11/18/2013
064450	11/11/2013	W/W	DIANA MCNULTY	116.96	
064451	11/11/2013	W/R	KIM HUFFMAN	79.10	11/14/2013
064452	11/11/2013	W/R	MEAL MAGIC CORP	3,620.00	11/18/2013
064453	11/11/2013	W/W	CHRISTINE OPELT	12.09	
064454	11/11/2013	W/R	PATTERSON MEDICAL	61.20	11/25/2013
064455	11/11/2013	W/R	PATTERSON POOLS	2,438.73	11/15/2013
064456	11/11/2013	W/R	ANGELA MEHLING	13.73	11/25/2013
064457	11/11/2013	W/R	PATRICIA WEIKER	1,460.00	11/18/2013
064458	11/11/2013	W/R	JULIE LOCKYER	45.65	11/14/2013
064459	11/11/2013	W/R	ROBIN WELCH	1,211.36	11/18/2013
064460	11/11/2013	W/R	TIMOTHY P BERGHOFF, L.L.C.	1,000.00	11/20/2013
064461	11/11/2013	W/R	TOFT DAIRY	24,860.76	11/18/2013
064462	11/11/2013	W/R	ALFRED NICKLES BAKERY INC.	3,562.49	11/15/2013
064463	11/11/2013	W/R	FREMONT CITY BD. OF EDUC	5,618.60	11/13/2013
064464	11/11/2013	W/R	KERI VELA	46.27	11/21/2013
064465	11/11/2013	W/R	DIANE DEHRING	101.70	11/20/2013
064466	11/11/2013	W/R	BARBARA CARVALHO	84.41	11/19/2013
064467	11/11/2013	W/R	LORA GOEBEL	38.65	11/18/2013
064468	11/11/2013	W/W	AMY BAUMANN	104.41	
064469	11/11/2013	W/R	MANDI MILLER	161.80	11/18/2013
064470	11/11/2013	W/R	MICHELE MUSIC-HARRINGTON	71.93	11/20/2013
064471	11/11/2013	W/R	JODY AMOR	49.72	11/30/2013
064472	11/11/2013	W/R	BRENT PARKER	82.32	11/15/2013
064473	11/11/2013	W/R	JENNA BELDEN	21.13	11/20/2013
064474	11/11/2013	W/R	VALERIE WIDMER	54.47	11/15/2013
064475	11/11/2013	W/R	AMBER LEACH	12.66	11/19/2013

Check#	Check Date	Org Sta	Vendor Paid	Check Amount	Status Date
064476	11/11/2013	W/R	JENNIFER KOPCAK	17.01	11/14/2013
064477	11/11/2013	W/R	ELZA JOHNSON	71.70	11/18/2013
064478	11/11/2013	W/R	LINDSAY RELLINGER	44.74	11/25/2013
064479	11/11/2013	W/V	MEGAN PEUGEOT	30.58	11/12/2013
064480	11/11/2013	W/R	GREAT AMERICAN OPPORTUNITIES	6,462.60	11/18/2013
064481	11/11/2013	W/R	CRYSTAL FLASH	25,355.25	11/14/2013
064482	11/11/2013	W/R	DALEEN ASKIN	176.28	11/22/2013
064483	11/12/2013	W/R	MEGAN PEUGEOT	350.58	11/18/2013
064484	11/12/2013	W/R	COURTYARD BY MARRIOTT	570.00	11/20/2013
064485	11/12/2013	W/R	ACE HARDWARE	1,012.49	11/15/2013
064486	11/12/2013	W/W	ECONOMY PLUMBERS	588.20	
064487	11/12/2013	W/R	NOLLENBERGER TRUCK CENTE	1,311.55	11/15/2013
064488	11/12/2013	W/R	NWOASBO	30.00	11/22/2013
064489	11/12/2013	W/R	PAPERMART	61.14	11/13/2013
064490	11/12/2013	W/V	VISA	1,420.71	11/12/2013
064491	11/12/2013	W/R	VISA	1,420.71	11/13/2013
064492	11/13/2013	B/B	ERIC AND AMANDA SHONDELL	35.00	
064493	11/13/2013	B/R	DANA FILLIATER	64.55	11/25/2013
064494	11/13/2013	B/R	BRIAN LENZ	104.25	11/18/2013
064495	11/13/2013	B/R	VANGUARD TECH CENTER	257.16	11/18/2013
064496	11/14/2013	W/R	ANGELA MEHLING	50.00	11/25/2013
064497	11/15/2013	W/V	AMAZON.COM	1,242.85	11/19/2013
064498	11/15/2013	W/R	A T & T	3,652.25	11/18/2013
064499	11/15/2013	W/R	SCHOOL SPECIALTY	1,186.29	11/18/2013
064500	11/15/2013	W/R	BEST OFFICE PRODUCTS	601.91	11/18/2013
064501	11/15/2013	W/R	REPUBLIC SERVICES	2,151.08	11/18/2013
064502	11/15/2013	W/R	CLASSROOM DIRECT	1,111.01	11/18/2013
064503	11/15/2013	W/R	CROWNE PLAZA	186.59	11/18/2013
064504	11/15/2013	W/R	DISCOUNT DANCE SUPPLY	27.55	11/18/2013
064505	11/15/2013	W/V	HOUGHTON MIFFLIN HARCOURT	27,635.87	11/19/2013
064506	11/15/2013	W/R	MUSIC THEATRE INTERNATIONAL	400.00	11/18/2013
064507	11/15/2013	W/R	NASCO	247.21	11/18/2013
064508	11/15/2013	W/R	NEOPOST	66.49	11/18/2013
064509	11/15/2013	W/W	OHSBCA	150.00	
064510	11/15/2013	W/R	OHIO SCHOOL COUNCIL	1,608.75	11/30/2013
064511	11/15/2013	W/R	ORIENTAL TRADING CO.	120.47	11/18/2013
064512	11/15/2013	W/R	PEARSON EDUCATION	7,347.74	11/18/2013
064513	11/15/2013	W/R	AT & T LONG DISTANCE	259.07	11/18/2013
064514	11/15/2013	W/R	SHERRI HENKEL	82.21	11/20/2013
064515	11/15/2013	W/R	STAPLES ADVANTAGE	1,037.20	11/18/2013
064516	11/15/2013	W/R	TOLEDO OPERA	225.00	11/18/2013
064517	11/15/2013	W/V	VERIZON WIRELESS	2,004.93	11/19/2013
064518	11/15/2013	W/R	WAL-MART STORES INC.	31.93	11/18/2013
064519	11/15/2013	W/R	JOSE HERNANDEZ	229.39	11/25/2013
064520	11/15/2013	W/R	DESIREE SUBSARA	63.28	11/18/2013
064521	11/15/2013	W/R	SARA NADOLNY	136.17	11/18/2013
064522	11/15/2013	W/R	KATHLEEN NALLEY	289.11	11/18/2013
064523	11/15/2013	W/R	KATRINA BAUGHMAN	48.25	11/22/2013
064524	11/15/2013	W/R	CHAD BERNDT	663.31	11/25/2013
064525	11/15/2013	W/R	SUSAN FRYE	319.90	11/30/2013
064526	11/15/2013	W/R	AMERICAN EXPRESS	153.25	11/18/2013
064527	11/15/2013	W/R	HY TECH	191.00	11/18/2013

Check#	Check Date	Org Sta	Vendor Paid	Check Amount	Status Date
064528	11/18/2013	B/R	LEARNING & LIBERTY FOUNDATION	13,350.00	11/21/2013
064529	11/18/2013	W/V	GORDON FOOD SERVICE	25,988.73	11/22/2013
064530	11/22/2013	W/R	SCHOOL EMPLOYEES RETIREMENT	1,385.98	11/30/2013
064531	11/22/2013	W/R	STATE TEACHERS RETIRE.	9,804.60	11/30/2013
064532	11/19/2013	W/R	AMAZON.COM	1,193.73	11/18/2013
064533	11/19/2013	W/R	SCHOOL SPECIALTY	450.58	11/18/2013
064534	11/19/2013	W/R	HOUGHTON MIFFLIN HARCOURT	20,288.13	11/18/2013
064535	11/19/2013	W/R	VERIZON WIRELESS	1,516.33	11/18/2013
064536	11/19/2013	W/R	PLAZA LANES	130.00	11/30/2013
064537	11/19/2013	W/R	TRI COUNTY LANES	130.00	11/25/2013
064538	11/19/2013	W/R	PLAZA LANES	130.00	11/25/2013
064539	11/19/2013	W/W	PLAZA LANES	130.00	
064540	11/19/2013	W/R	SANDUSKY COUNTY	2,200.00	11/30/2013
064541	11/21/2013	W/R	CROGHAN COLONIAL BANK	4,500.00	11/21/2013
064542	11/21/2013	W/W	MIKE MEZINGER	400.00	
064543	11/22/2013	W/R	VIOLETTA RHEA	181.93	11/25/2013
064544	11/25/2013	W/W	US BANK	50.00	
064545	11/25/2013	W/R	BONNIE WEAVER	156.20	11/30/2013
064546	11/25/2013	W/W	ST. JOSEPH CENTRAL CATHOLIC	518.00	
064547	11/25/2013	W/W	ADKINS SANITATION	75.00	
064548	11/25/2013	W/W	ADVANCED TECHNOLOGIES	550.00	
064549	11/25/2013	W/W	ALL PHASE POWER AND LIGHTING,	170.00	
064550	11/25/2013	W/W	ITSAVVY	2,098.38	
064551	11/25/2013	W/W	BAIRD PUBLIC INVESTMENT	1,258.43	
064552	11/25/2013	W/W	BASA	159.00	
064553	11/25/2013	W/W	SCHOOL SPECIALTY	394.54	
064554	11/25/2013	W/W	BELLA COSA	65.00	
064555	11/25/2013	W/W	BLOOM BY JILLY GRAY	192.50	
064556	11/25/2013	W/W	BOOKS ARE FUN	33.00	
064557	11/25/2013	W/W	CANON SOLUTIONS AMERICA	2,645.00	
064558	11/25/2013	W/W	CHARIOTT FOODS	7,232.50	
064559	11/25/2013	W/W	CHARLES E. HARRIS & ASSOCIATES	11,160.00	
064560	11/25/2013	W/R	CLARK ASSOCIATES, INC.	170.00	11/30/2013
064561	11/25/2013	W/W	COLUMBIA GAS OF OHIO	1,101.80	
064562	11/25/2013	W/W	COLORADO TIMING SYSTEMS	518.00	
064563	11/25/2013	W/W	CORPORATE ONE BENEFITS	2,917.00	
064564	11/25/2013	W/W	CPI	150.00	
064565	11/25/2013	W/W	DAKTRONICS	1,530.00	
064566	11/25/2013	W/R	DAN'S TRUCK EQUIPMENT	4,379.73	11/30/2013
064567	11/25/2013	W/W	DOMINOS PIZZA	56.70	
064568	11/25/2013	W/W	DAVID M CHAMBERS	152.55	
064569	11/25/2013	W/W	DEFENSE FINANCE & ACCOUNTING	1,010.88	
064570	11/25/2013	W/W	DELPHI CREATIVITY CENTER	163.78	
064571	11/25/2013	W/R	ENGLER PRINTING	711.00	11/30/2013
064572	11/25/2013	W/R	ESC OF LAKE ERIE WEST	85.00	11/30/2013
064573	11/25/2013	W/W	ESHLEMAN FARMS	3,532.00	
064574	11/25/2013	W/W	NORTH POINT ESC	3,817.36	
064575	11/25/2013	W/W	FIELD TURF	3,899.00	
064576	11/25/2013	W/W	FIRST PLACE AWARDS	18.75	
064577	11/25/2013	W/W	FITNESS FINDERS	68.35	
064578	11/25/2013	W/W	FOLLETT EDUCATIONAL SERVICES	1,213.52	
064579	11/25/2013	W/W	FORTE MUSIC INC.	416.24	

Check#	Check Date	Org Sta	Vendor Paid	Check Amount	Status Date
064580	11/25/2013	W/R	FREMONT ATHLETIC SUPPLY	8,155.75	11/30/2013
064581	11/25/2013	W/R	FREMONT COUNTRY CLUB	150.00	11/30/2013
064582	11/25/2013	W/W	FREMONT MUSIC CENTER	54.00	
064583	11/25/2013	W/W	GUARNIERI & CO. INC.	5,131.27	
064584	11/25/2013	W/W	HABITEC SECURITY	319.28	
064585	11/25/2013	W/W	HOPEWELL LOUDON SCHOOLS	350.00	
064586	11/25/2013	W/R	HARCOURT OUTLINES, INC.	509.50	11/30/2013
064587	11/25/2013	W/W	OAK HARBOR HIGH SCHOOL	200.00	
064588	11/25/2013	W/W	INDUSTRIAL SAFETY PRODOUCTS	115.91	
064589	11/25/2013	W/W	JONES SCHOOL SUPPLY CO.	128.63	
064590	11/25/2013	W/W	KROGER CO	358.42	
064591	11/25/2013	W/R	M & B ASPHALT CO., INC.	4,600.00	11/30/2013
064592	11/25/2013	W/W	MADISON MOTORS	250.00	
064593	11/25/2013	W/W	MCGRAW HILL EDUCATION	2,492.77	
064594	11/25/2013	W/V	MCPc IMAGE PRINTING	9,867.37	11/25/2013
064595	11/25/2013	W/W	MEMORIAL HOSPITAL	666.67	
064596	11/25/2013	W/R	MGQ INC.	1,750.00	11/30/2013
064597	11/25/2013	W/W	NASSP	95.00	
064598	11/25/2013	W/W	NEOPOST	217.99	
064599	11/25/2013	W/W	THE MENTORING CENTER	895.00	
064600	11/25/2013	W/W	OHIO BCI & I	2,006.00	
064601	11/25/2013	W/W	OHIO DEPARTMENT OF COMMERCE	259.25	
064602	11/25/2013	W/R	AMERICAN ELECTRIC POWER	34,100.32	11/30/2013
064603	11/25/2013	W/W	OSBA	225.00	
064604	11/25/2013	W/W	O.P AQUATICS	531.00	
064605	11/25/2013	W/W	OTTO & URBAN FLOWER SHOP	75.00	
064606	11/25/2013	W/R	PAPA MURPHY'S	136.00	11/30/2013
064607	11/25/2013	W/R	PEPSI BEVERAGES COMPANY	447.72	11/30/2013
064608	11/25/2013	W/W	POSTMASTER-FREMONT	66.00	
064609	11/25/2013	W/W	POST NET	662.75	
064610	11/25/2013	W/W	QUICKPRINT	76.75	
064611	11/25/2013	W/W	QUILL CORP.	479.98	
064612	11/25/2013	W/W	REALLY GOOD STUFF	559.89	
064613	11/25/2013	W/W	RIDDELL ALL AMERICAN	2,035.92	
064614	11/25/2013	W/V	AT&T	4,425.04	11/25/2013
064615	11/25/2013	W/W	SCHOLASTIC BOOK CLUBS	244.25	
064616	11/25/2013	W/W	SCHOLASTIC BOOK FAIRS	7,455.24	
064617	11/25/2013	W/W	SCHOOL HEALTH CORP.	151.90	
064618	11/25/2013	W/W	SCHOOL HEALTH SUPPLY	43.90	
064619	11/25/2013	W/W	SORG GRAPHICS	109.90	
064620	11/25/2013	W/R	STAPLES ADVANTAGE	753.09	11/30/2013
064621	11/25/2013	W/W	TIME WARNER	350.00	
064622	11/25/2013	W/W	TRACI MCCAUDY	217.94	
064623	11/25/2013	W/W	OMNI CHEER	471.19	
064624	11/25/2013	W/W	WAL-MART STORES INC.	1,128.29	
064625	11/25/2013	W/R	WSOS	36,462.50	11/30/2013
064626	11/25/2013	W/W	KIM BEARDMORE	73.00	
064627	11/25/2013	W/W	MICHELLE MORRIS	51.42	
064628	11/25/2013	W/V	GORDON FOOD SERVICE	25,988.73	11/25/2013
064629	11/25/2013	W/R	ALFRED NICKLES BAKERY INC.	1,199.74	11/30/2013
064630	11/25/2013	W/R	FREMONT CITY BD. OF EDUC	343.60	11/25/2013
064631	11/25/2013	W/R	WOLESLAGEL MOVING	80.00	11/30/2013

Check#	Check Date	Org Sta	Vendor Paid	Check Amount	Status Date
064632	11/25/2013	W/R	WOOD COUNTY EDUCATIONAL	5,339.22	11/30/2013
064633	11/25/2013	W/W	SANDUSKY CO SANATARY ENGINEER	519.79	
064634	11/25/2013	W/W	TRISHA WIDMAN	135.26	
064635	11/25/2013	W/W	ANNA BALLMER	150.01	
064636	11/25/2013	W/W	TIFFIN PAPER CO	25,988.73	
064637	11/25/2013	W/W	MCPc IMAGE PRINTING	9,799.37	
064638	11/25/2013	W/W	AT&T	4,168.18	
064639	11/25/2013	W/W	MCPc IMAGE PRINTING	68.00	
064640	11/25/2013	W/W	AT&T	256.86	
064641	11/25/2013	W/R	CITY OF FREMONT	5,121.91	11/30/2013
064642	11/26/2013	B/B	HAYES PTO	20.00	
064643	11/26/2013	W/W	AMAZON.COM	1,133.53	
064644	11/26/2013	W/W	A T & T	3,657.59	
064645	11/26/2013	W/W	BASEBALL PLUS STORE	812.42	
064646	11/26/2013	W/W	SCHOOL SPECIALTY	349.48	
064647	11/26/2013	W/W	BEST OFFICE PRODUCTS	35.51	
064648	11/26/2013	W/W	REPUBLIC SERVICES	2,376.08	
064649	11/26/2013	W/W	CANON SOLUTIONS AMERICA	2,779.36	
064650	11/26/2013	W/W	CINTAS CORP.#306	1,115.18	
064651	11/26/2013	W/W	ECO LAB	268.93	
064652	11/26/2013	W/W	NEOPOST	217.99	
064653	11/26/2013	W/W	AT & T LONG DISTANCE	232.39	
064654	11/26/2013	W/W	STAPLES ADVANTAGE	649.95	
064655	11/26/2013	W/W	VERIZON WIRELESS	1,640.60	
064656	11/26/2013	W/W	WAL-MART STORES INC.	136.51	
064657	11/26/2013	W/W	AMERICAN EXPRESS	1,842.97	
064658	11/26/2013	W/W	COLUMBIA GAS OF OHIO	541.58	
064659	11/26/2013	W/W	OHIO DEPT. OF JOB AND	920.59	
064660	11/30/2013	W/W	COSA	225.00	
064661	11/30/2013	W/W	ST. IGNATIUS HIGH SCHOOL	168.00	
075394	11/01/2013	M/M	MEDICAL MUTUAL OF OHIO	42,036.20	
075395	11/04/2013	M/M	EXPRESS SCRIPTS, INC	8,214.85	
075396	11/04/2013	M/M	EXPRESS SCRIPTS, INC	378.00	
075397	11/04/2013	M/M	MEDICAL MUTUAL OF OHIO	24,064.81	
075398	11/05/2013	M/M	VSP VISION PLAN	576.65	
075399	11/05/2013	M/M	VSP VISION PLAN	828.98	
075400	11/12/2013	M/M	MEDICAL MUTUAL OF OHIO	49,637.59	
075401	11/10/2013	M/M	EXPRESS SCRIPTS, INC	407.40	
075402	11/12/2013	M/M	EXPRESS SCRIPTS, INC	13,914.89	
075403	11/14/2013	M/M	EXPRESS SCRIPTS, INC	485.10	
075404	11/14/2013	M/M	EXPRESS SCRIPTS, INC	16,873.48	
075405	11/18/2013	M/M	MEDICAL MUTUAL OF OHIO	31,200.66	
075406	11/18/2013	M/M	EXPRESS SCRIPTS, INC	14,475.04	
075407	11/18/2013	M/M	EXPRESS SCRIPTS, INC	455.70	
075408	11/25/2013	M/M	VSP VISION PLAN	170.76	
075409	11/25/2013	M/M	VSP VISION PLAN	419.94	
075410	11/25/2013	M/M	GUARDIAN LIFE INSURANCE	16,592.30	
075411	11/25/2013	M/M	MEDICAL MUTUAL OF OHIO	42,394.30	
075412	11/25/2013	M/M	EXPRESS SCRIPTS, INC	16,698.60	
075413	11/25/2013	M/M	EXPRESS SCRIPTS, INC	411.60	
075420	11/01/2013	M/M	GUARDIAN LIFE INSURANCE	1,813.51	
332003	11/04/2013	M/M	DAVID REINBOLT	696.00	

Check#	Check Date	Org Sta	Vendor Paid	Check Amount	Status Date
332848	11/06/2013	M/M	CHRISTINE KELLY	176.65	
333941	11/08/2013	M/M	RANDALL MACKO	772.26	
337735	11/19/2013	M/M	SHARI SNYDER	720.00	
954011	11/08/2013	M/M	FREMONT CITY SCHOOL	3,455.77	
954012	11/08/2013	M/M	FREMONT CITY SCHOOLS	966.03	
954013	11/08/2013	M/M	FREMONT CITY SCHOOLS	29.48	
954014	11/08/2013	M/M	FREMONT BOE-MEDICARE	11,983.03	
954015	11/01/2013	T/R	FREMONT BRD OF EDUCATION	28,324.05	11/01/2013
954016	11/04/2013	M/M	US BANK	132.14	
954017	11/04/2013	M/M	BANK OF AMERICA	607.13	
954018	11/07/2013	W/R	MEAL MAGIC CORP	74.34	11/07/2013
954019	11/08/2013	W/R	OHIO DEPARTMENT OF EDUCATION	200,489.47	11/08/2013
954020	11/22/2013	M/M	FREMONT CITY SCHOOL	3,439.98	
954021	11/22/2013	M/M	FREMONT CITY SCHOOLS	290,322.99	
954022	11/22/2013	M/M	FREMONT CITY SCHOOLS	16,660.18	
954023	11/22/2013	M/M	FREMONT BOE-MEDICARE	11,930.10	
954024	11/22/2013	M/M	FREMONT BOE-MEDICARE	37.22	
954025	11/22/2013	W/R	OHIO DEPARTMENT OF EDUCATION	199,285.05	11/22/2013
954026	11/22/2013	M/M	STRS	208,660.00	
954027	11/22/2013	M/M	SERS	62,218.00	
954028	11/26/2013	T/R	FREMONT BRD OF EDUCATION	44.18	11/26/2013
981855	11/08/2013	C/R	FREMONT CITY BD. OF EDUC	909,429.76	11/08/2013
981856	11/22/2013	C/R	FREMONT CITY BD. OF EDUC	905,269.64	11/22/2013
Total Checks Issued				\$ 3,875,381.01	