



Fremont City Schools

James E. Estle, Interim Treasurer

500 W. State Street, Suite A

Fremont, Ohio 43420

Fiscal Year 2014

Dr. Traci L. McCaudy
Superintendent

Jim Estle
Interim Treasurer

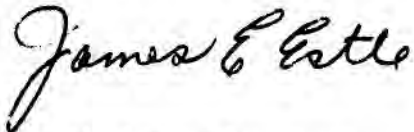
April 25, 2014

Dear Members of the Fremont Board of Education:

The following pages represent the financial status of the Fremont City School District as of March 31, 2014, for all funds submitted for your consideration. Please review the following: General Fund Revenue and Expenditure Analysis, Cash Reconciliation, Active Investments Ledger, Self-Funded Insurance Program, Financial Report by Fund and Monthly Check Register.

If you should have any questions or need additional information, please feel free to contact me at (419) 334-5442 (W) or (440) 724-5785 (C).

Respectfully Submitted,



Jim Estle, Interim Treasurer
Fremont City School District

Fremont City School District

General Fund Analysis

March 31, 2014

	2013-2014 Original Estimate (1)	Y-T-D Actual July 2013 - June 2014 (2)	Percent	Variance (3)
Beginning Balance - July 1, 2013		6,692,861.02		0.00
General Fund *	6,613,325.84			
Uniform Supply Funds	79,535.18			
Revenue	33,590,654.00	30,142,537.00	89.7%	3,448,117.00
Loan on Income Tax	0.00	0.00		0.00
Real Estate Advance - June 30	0.00	0.00		0.00
	33,590,654.00	30,142,537.00		3,448,117.00
Expenditures	35,313,063.00	27,651,853.00	78.3%	7,661,210.00
Encumberance	260,000.00	340,241.00		-80,241.00
	35,573,063.00	27,992,094.00		7,580,969.00
Ending Balance - June 30, 2014	4,710,452.02	8,843,304.02		-4,132,852.00

* Does not include Tax Abatement Fund (\$4,613,577.12)
Original Estimate revenue and expenditure taken from five-year forecast.

DATE: 04/02/2014
TIME: 09:49

FREMONT CITY SCHOOL DISTRICT
CASH RECONCILIATION AS OF 03/31/2014

PAGE: 1
(USAEMSED)

	SUB-TOTALS	TOTALS
	-----	-----
Gross Depository Balances:		
GENERAL FUND 344	\$ 509,500.77	
STAR OHIO 7017	1,606,712.32	
STAR OHIO 3142	2,283,440.22	
STAR OHIO 3288	644,088.92	
e-bAY 2135	10.67	
FLEX ACCT 3268	8,749.93	
CAFETERIA FUND 3124	60.72	
STARPLUS 4275	5,752,493.32	
ATHLETIC TOURNAMENT 022	8,955.88	
US BANK INVESTMENTS	10,075,615.28	

Total Depository Balances (Gross)		\$ 20,889,628.03
Adjustments to Bank Balance:		
Cash in Transit to Bank	\$ 0.00	
Outstanding Checks	52,825.55-	
Adjustments	2,457.34	
Merchant Card \$2,457.34		
0		
0		
0		

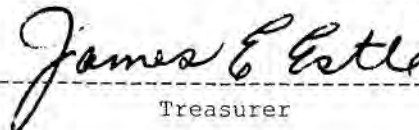
Total Adjustments to Bank Balance		50,368.21-
Investments:		
Treasury Bonds and Notes	\$ 0.00	
Certificate of Deposits	2,795,949.04	
Other Securities	0.00	
Other Investments:		

Total Investments		2,795,949.04
Cash on Hand:		
Petty Cash:		
Treasurer's Office	\$ 500.00	
Ross High Office/Athletics	3,050.00	
FMS Office/Athletics	600.00	
School Cafeteria's	663.00	
Elem Sch/Transportation	925.00	
Change Cash:		
Cash with Fiscal Agent	0.00	

Total Cash on Hand		5,738.00

Total Balances		\$ 23,640,946.86
		=====
Total Fund Balance		\$ 23,640,946.86
		=====
Depository Clearance Accounts:		
PAYROLL CHECKING 352	\$ 232,778.96	

Total Clearance Account Balances		\$ 232,778.96



Treasurer

FREMONT CITY SCHOOL DISTRICT
Self-Funded Insurance Program

March 31, 2014

Beginning Balance - March 1, 2014 \$ 240,061.20

REVENUE

Board of Education Contributions	\$ 325,402.41	
Employee Contributions	\$ 50,965.36	
Other	\$ 21,289.03	
Total Revenue		\$ 397,656.80

EXPENDITURES

Medical Claims	\$ 152,304.56	
Dental Claims	\$ 22,724.40	
Prescription Drug Claims	\$ 76,792.41	
Vision Claims	\$ 3,413.60	
Administrative Fees:	\$ 45,361.12	
Medical Mutual	\$ 13,596.00	
Dental		
Express Scripts	\$ 2,554.62	
Vision Service Plan	\$ 856.50	
Stop Loss Insurance	\$ 25,024.00	
Broker Fees		
COBRA		
Other	\$ -	
Total Expenditures		\$ 300,596.09

Monthly Profit/(Loss) \$ 97,060.71

Ending Balance - March 31, 2014 \$ 337,121.91



Baird Public Investment Advisors
Monthly Investment Report
Fremont City Schools
US Bank Acct #001050970931
Attn: David Chambers
 March 31, 2014

Monthly Cash Flow Activity

From 02-28-14 through 03-31-14

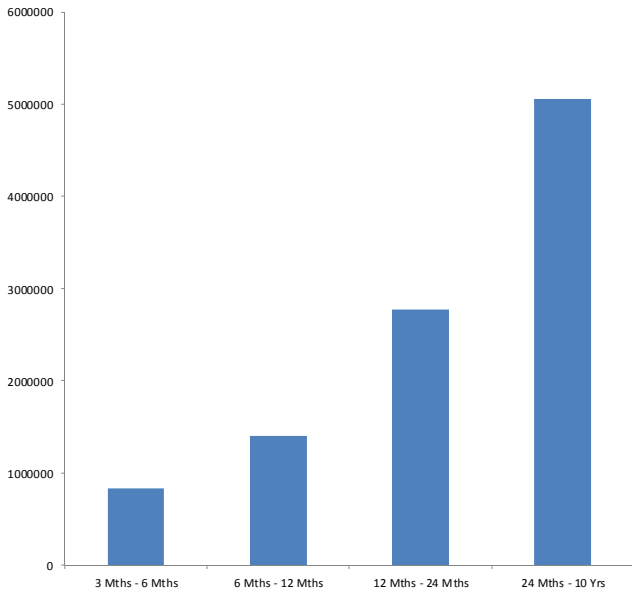
Beginning Book Value	10,069,495.00
Contributions	500,000.00
Withdrawals	(500,000.00)
Realized Gains/Losses	-
Gross Interest Earnings	6,120.28
Ending Book Value	10,075,615.28

Market Value Summary

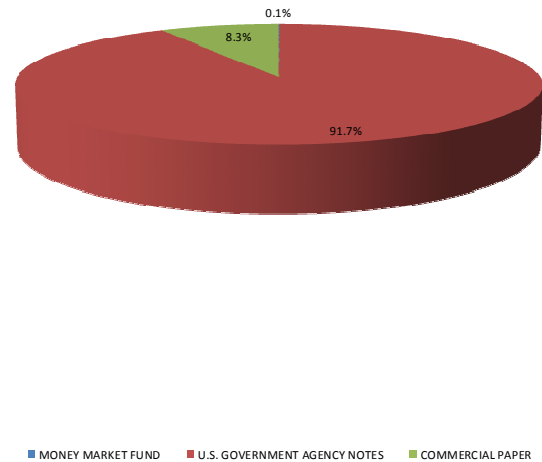
Security Type	Market Value	Pct. Assets	Avg Yield at Cost	Wght Avg Mat
Money Market Fund				
MONEY MARKET FUND	5,937.58	0.1	0.01	0.00
Fixed Income				
U.S. GOVERNMENT AGENCY NOTES	9,227,737.12	91.6	0.67	2.20
Accrued Interest	11,698.44	0.1		
Commercial Paper				
COMMERCIAL PAPER	833,897.80	8.3	0.20	0.49
TOTAL PORTFOLIO	10,079,270.95	100.0	0.63	2.05

Maturity Distribution

Distribution by Maturity



Security Type Allocation



Baird Public Investment Advisors
 Portfolio Holdings Report
Fremont City Schools
US Bank Acct #001050970931
 March 31, 2014



Quantity	Cusip	Security Description	Moody's	S&P	Cost Basis	Market Value	Yield at Cost	Wtd Maturity
U.S. GOVERNMENT AGENCY NOTES								
500,000	3134G3H78	Federal Home Ln Mtg 0.350% Due 12-05-14	Aaa	AA+	499,935.00	500,186.00	0.36	0.68
900,000	3134G36G0	Federal Home Ln Mtg 0.350% Due 03-18-15	Aaa	AA+	899,910.00	901,148.40	0.36	0.96
505,000	3134G3J76	Federal Home Ln Mtg 0.450% Due 09-04-15	Aaa	AA+	505,000.00	505,674.68	0.45	1.42
1,000,000	3135G0TT0	Federal Natl Mtg Assoc 0.500% Due 01-29-16	Aaa	AA+	999,700.00	1,000,097.00	0.51	1.82
370,000	3130A0SD3	Federal Home Ln Bank 0.375% Due 02-19-16	Aaa	AA+	369,829.80	369,807.60	0.40	1.88
900,000	3135G0VA8	Federal Natl Mtg Assoc 0.500% Due 03-30-16	Aaa	AA+	899,964.00	900,603.90	0.50	1.99
1,070,000	3137EADQ9	Federal Home Ln Mtg 0.500% Due 05-13-16	Aaa	AA+	1,069,539.90	1,069,850.20	0.52	2.10
420,000	3136G1RV3	Federal Natl Mtg Assoc 0.950% Due 10-28-16	Aaa	AA+	420,000.00	420,257.88	0.95	2.53
1,000,000	3136G05H0	Federal Natl Mtg Assoc 0.700% Due 11-21-16	Aaa	AA+	1,000,000.00	996,904.00	0.70	2.60
505,000	3130A0Z45	Federal Home Ln Bank 0.750% Due 11-28-16	Aaa	AA+	505,000.00	502,758.30	0.75	2.63
750,000	3136G1FG9	Federal Natl Mtg Assoc 0.800% Due 02-27-17	Aaa	AA+	750,000.00	746,301.00	0.80	2.86
1,000,000	3137EADH9	Federal Home Ln Mtg 1.000% Due 06-29-17	Aaa	AA+	996,650.00	996,368.00	1.10	3.18
320,000	3130A1C22	Federal Home Ln Bank 2.000% Due 03-27-19	Aaa	AA+	319,984.00	317,780.16	2.00	4.72
	Accrued Interest					11,698.44		
					9,235,512.70	9,239,435.57	0.67	2.20
COMMERCIAL PAPER								
835,000	89233HJQ8	Toyota Motor Credit 0.000% Due 09-24-14	P-1	A-1+	834,165.00	833,897.80	0.20	0.49
MONEY MARKET FUND								
	USBMMF	First American Treasury Obligations Fund			5,937.58	5,937.58	0.01	
TOTAL PORTFOLIO					10,075,615.28	10,079,270.95	0.63	2.05

Disclosure: Baird's internal accounting system is used as the source of the market value of this account. Although obtained from a source believed to be reliable, we cannot guarantee its accuracy. Investment earnings are net of management fees. You should review all account statements provided by the custodian and compare with the statements provided by Baird.

FREMONT CITY SCHOOL DISTRICT

Investment Portfolio

March 31, 2014

Major Funds

	Term	Interest Rate	Maturity Date	Investment Amount	Monthly Interest
StarOhio	On Demand	0.020%	Daily	\$1,606,712.32	\$32.97
StarOhio - Building	On Demand	0.020%	Daily	\$2,283,440.22	\$26.15
StarOhio - Classroom Facilities	On Demand	0.020%	Daily	\$644,088.92	\$7.37
Star Plus	On Demand	0.200%	Daily	\$5,752,493.32	\$549.14
Held at U S Bank (See Attached)		Variable	Variable	\$10,075,615.28	\$6,120.28
TriState Capital Bank - CD	365-Days	0.470%	07/02/14	\$248,000.00	\$95.80
TriState Capital Bank - Cedars CD	365-Days	0.349%	07/03/14	\$250,000.00	\$71.71
First Merit - CD	330-Days	0.200%	07/15/14	\$1,000,000.00	\$164.38
Waterford - CD	365-Days	0.400%	11/20/14	\$500,000.00	\$164.38
TriState Capital - Cedars CD	365-Days	0.400%	12/04/14	\$400,000.00	\$131.51

New Investments

Minor Funds

Money Market - Pearl Setzler	On Demand	0.330%	Daily	\$27,105.04	\$1.15
U S Bank-CD-Gene H. Perry	19-Month	0.700%	04/14/14	\$122,000.00	\$70.19
U S Bank-CD-Carolyn Rhodes	19-Month	0.700%	05/18/14	\$53,442.00	\$30.75
U S Bank-CD-Laura Kridler	19-Month	0.700%	05/18/14	\$1,000.00	\$0.58
U S Bank-CD-Edward Forgatsch	19-Month	0.700%	05/18/14	\$4,500.00	\$2.59
U S Bank-CD-American Assoc.	19-Month	0.700%	05/18/14	\$5,000.00	\$2.88
U S Bank-CD-Class of 1950	19-Month	0.600%	06/18/14	\$39,967.00	\$19.71
U S Bank-CD-Margaret Fox	19-Month	0.600%	06/18/14	\$1,000.00	\$0.49
U S Bank-CD-Alex Clark	19-Month	0.600%	06/18/14	\$10,000.00	\$4.93
U S Bank-CD-Pearl Setzler	19-Month	0.610%	06/27/14	\$68,000.00	\$34.09
U S Bank-CD-Howard Nowels	19-Month	0.610%	07/07/14	\$26,935.00	\$13.50
U S Bank-CD-Charles Fox	19-Month	0.550%	10/22/14	\$10,000.00	\$4.52
CCB-CD-Sara Horn	24-Month	0.250%	09/27/15	\$15,000.00	\$3.08
U S Bank-CD-Dora O'Farrell	24-Month	0.150%	03/05/16	\$1,000.00	\$0.12
U S Bank-CD-Linda Schwartz	24-Month	0.150%	03/05/16	\$3,000.00	\$0.37
U S Bank-CD-Beth Israel	24-Month	0.150%	03/05/16	\$4,500.00	\$0.55
CCB-CD-Mary Hedrick	36-Month	0.400%	10/30/16	\$1,000.00	\$0.33
CCB-Senior Women's Service	24-Month	0.250%	03/31/16	\$4,500.00	\$0.92

Totals are for memorandum purposes only

\$23,158,299.10

\$7,554.47

5/9/2014
9:07 AM

-- Options Summary --

Summary or detail report? (S,D) D
Output file: FINSUM.TXT
Print options page? (Y,N) Y
Generate FINDET report for comparison? (Y,N) N
!Sort options: FS
Include funds with zero balances in all fields? (Y,N) Y
Include future encumbrance amounts? (Y,N) N

BAT_FINSUM executed by FREMONT_NC on node NOECA3:: at 2-APR-2014 09:46:53.77

Date: 04/02/2014
 Time: 9:46 am

FREMONT CITY SCHOOL DISTRICT
 Financial Report by Fund/SCC

Page: 1
 (FINSUM)

Fund #	Fund Description	FYTD Receipts	MTD Expenditures	FYTD Expenditures	Current Fund Balance	Current Encumbrances	Unencumbered Fund Balance	Bank Code	
001 0000	GENERAL FUND	6,238,315.99	29,533,230.75	2,939,864.72	27,358,667.75	8,412,878.99	381,340.58	8,031,538.41	
001 9000	TECHNOLOGY FUND - DISTRICT WIDE	7,105.33	1,117.00	11,146.50	0.00	28,089.90	9,838.07-	0.00	9,838.07-
001 9001	GENERAL FEE - ATKINSON	115.00	0.00	1,755.00	1,075.50	5,351.11	3,481.11-	2,506.44	5,987.55-
001 9002	GENERAL FEE - CROGHAN	1,782.86	50.00	1,285.95	1,071.98	5,129.54	2,060.73-	1,592.63	3,653.36-
001 9003	GENERAL FEE - HAYES	954.88	345.00	1,526.90	1,295.75	5,945.54	3,463.76-	1,237.15	4,700.91-
001 9004	GENERAL FEE - LUTZ	5,955.78	62.50	4,082.50	245.50	1,403.46	8,634.82	1,066.40	7,568.42
001 9005	GENERAL FEE - OTIS	984.39	160.00	1,547.50	1,329.50	5,185.37	2,653.48-	3,930.25	6,583.73-
001 9006	GENERAL FEE - STAMM	169.31	112.50	3,650.49	2,612.29	9,379.24	5,559.44-	1,685.79	7,245.23-
001 9007	GENERAL FEE - WASHINGTON	3,304.53	50.00	2,062.50	111.93	401.07	4,965.96	1,040.70	3,925.26
001 9008	GENERAL FEE - ATKINSON	0.00	0.00	0.00	0.00	0.00	0.00	0.00	0.00
001 9009	GENERAL FEE - CROGHAN	0.00	0.00	0.00	0.00	0.00	0.00	0.00	0.00
001 9010	FMS-SIXTH GRADE STUDENT FEES YR 11-12	706.21	12.50	25.00	0.00	706.21	25.00	0.00	25.00
001 9013	GENERAL FEE - STAMM	1,700.49	0.00	0.00	0.00	1,700.49	0.00	0.00	0.00
001 9020	GENERAL FEE - STAMM	0.00	0.00	0.00	0.00	0.00	0.00	0.00	0.00
001 9050	ELEMENTARY MUSIC	22.00	0.00	10.00	0.00	722.51	690.51-	0.00	690.51-
001 9100	WORKBOOKS - ROSS	1,125.05	101.50	623.75	0.00	1,451.69	297.11	0.00	297.11

Date: 04/02/2014
 Time: 9:46 am

FREMONT CITY SCHOOL DISTRICT
 Financial Report by Fund/SCC

Page: 2
 (FINSUM)

Fund #	Fund Description	FYTD Receipts	MTD Expenditures	FYTD Expenditures	Current Fund Balance	Current Encumbrances	Unencumbered Fund Balance	Bank Code
001 9101	ROSS ID TAGS 6,047.84	122.00	919.50	0.00	1,086.26	5,881.08	0.00	5,881.08
001 9102	SAFETY GLASSES - ROSS 203.55	6.00	21.00	0.00	0.00	224.55	0.00	224.55
001 9103	ART FUND - ROSS 4,779.93	697.00	5,301.07	0.00	11,753.86	1,672.86-	160.42	1,833.28-
001 9104	HOME ECONOMICS - ROSS 1,081.85	255.00	1,024.50	113.78	2,118.10	11.75-	1,181.90	1,193.65-
001 9105	WOODS - ROSS 2,302.11	148.50	1,669.39	0.00	1,729.96	2,241.54	1,983.35	258.19
001 9106	ENERGY & POWER - ROSS 2,691.66	0.00	60.00	0.00	0.00	2,751.66	0.00	2,751.66
001 9107	METALS - ROSS 1,123.74	0.00	0.00	0.00	0.00	1,123.74	0.00	1,123.74
001 9108	COMPUTER TECHNOLOGY - ROSS 8,020.05	105.50	905.50	0.00	0.00	8,925.55	0.00	8,925.55
001 9109	PHOTOGRAPHY - ROSS 741.67	849.50	2,575.00	0.00	2,077.17	1,239.50	0.00	1,239.50
001 9110	SCIENCE - ROSS 3,715.93	753.00	5,269.30	0.00	17,111.47	8,126.24-	0.00	8,126.24-
001 9111	BUSINESS - ROSS 2,650.85	116.00	1,010.25	0.00	759.94	2,901.16	0.00	2,901.16
001 9112	ENGINEERING DESIGN - ROSS 686.67	0.00	0.00	0.00	0.00	686.67	0.00	686.67
001 9113	MATH/ROSS 1,887.23	128.50	1,188.50	0.00	0.00	3,075.73	0.00	3,075.73
001 9114	APPLIED MANUFACTURING & TECHNOLOGY 1,428.72	0.00	0.00	0.00	0.00	1,428.72	0.00	1,428.72
001 9115	ROSS PARKING 2,129.21	0.00	3,940.00	0.00	1,595.00	4,474.21	0.00	4,474.21
001 9116	FIRST AID & SAFETY/ROSS 667.17	0.00	45.00	0.00	0.00	712.17	0.00	712.17

Date: 04/02/2014
 Time: 9:46 am

FREMONT CITY SCHOOL DISTRICT
 Financial Report by Fund/SCC

Fund #	Fund Description	FYTD Receipts	MTD Expenditures	FYTD Expenditures	Current Fund Balance	Current Encumbrances	Unencumbered Fund Balance	Bank Code
001 9117	BIOLOGY AP/ROSS 0.00	0.00	200.00	0.00	0.00	200.00	0.00	200.00
001 9118	CHEMISTRY AP/ROSS 2,014.49	25.00	225.00	0.00	0.00	2,239.49	0.00	2,239.49
001 9119	PHYSICS AP/ROSS 1,333.46	0.00	0.00	0.00	0.00	1,333.46	0.00	1,333.46
001 9120	BAND - ROSS 1,794.27	200.50	2,208.25	0.00	3,548.17	454.35	901.00	446.65-
001 9121	GOVERNMENT - ROSS 340.98	0.00	0.00	0.00	0.00	340.98	0.00	340.98
001 9122	MUSIC DEPARTMENT CLEANING FEES 743.98	0.00	0.00	0.00	150.00	593.98	150.00	443.98
001 9123	SCHOOL PLANNERS 1,595.04	237.00	1,726.50	0.00	4,236.00	914.46-	0.00	914.46-
001 9125	FOREIGN LANGUAGES - ROSS 1,025.75	222.00	1,797.45	0.00	4,360.44	1,537.24-	0.00	1,537.24-
001 9200	MIDDLE SCHOOL CALCULATORS 966.35	330.50	1,468.65	0.00	5,866.31	3,431.31-	0.00	3,431.31-
001 9201	MIDDLE SCHOOL ID TAGS/PLANNERS 456.50	112.00	1,484.71	0.00	2,504.92	563.71-	0.00	563.71-
001 9203	ART - MIDDLE SCHOOL 148.66	380.25	2,582.25	0.00	4,527.82	1,796.91-	0.00	1,796.91-
001 9205	MATERIALS & PROCESSING - MIDDLE SCHOOL 629.50	100.00	1,025.50	0.00	3,196.15	1,541.15-	0.00	1,541.15-
001 9206	FMS-CULTURAL CONNECTION-FOREIGN LANGUAGE 0.00	2.00	34.00	0.00	0.00	34.00	192.00	158.00-
001 9210	SCIENCE - MIDDLE SCHOOL 918.79	248.50	1,582.00	123.90	6,195.80	3,695.01-	0.00	3,695.01-
001 9211	CHOIR - MIDDLE SCHOOL 52.50	31.50	199.50	0.00	682.50	430.50-	0.00	430.50-
001 9212	BAND - MIDDLE SCHOOL 730.42	33.75	716.50	878.59	5,246.79	3,799.87-	0.00	3,799.87-

Date: 04/02/2014
 Time: 9:46 am

FREMONT CITY SCHOOL DISTRICT
 Financial Report by Fund/SCC

Page: 4
 (FINSUM)

Fund #	Fund Description	FYTD	MTD	FYTD	Current	Current	Unencumbered	Bank
Begin	MTD	Receipts	Expenditures	Expenditures	Fund	Encumbrances	Fund	Code
Balance	Receipts				Balance		Balance	
001 9213	INDUSTRIAL TECH - MIDDLE SCHOOL							
378.43	154.00	892.00	0.00	3,161.65	1,891.22-	0.00	1,891.22-	
001 9214	COMPUTER & KEYBOARDING - MIDDLE SCHOOL							
1,975.55	30.00	209.00	0.00	450.00	1,734.55	0.00	1,734.55	
001 9216	ORCHESTRA - MIDDLE SCHOOL							
346.50	21.00	226.00	0.00	424.21	148.29	756.55	608.26-	
001 9300	BUS PURCHASES - STATE MONIES							
0.00	0.00	0.00	0.00	0.00	0.00	0.00	0.00	
001 9301	HANDICAPPED BUS PURCHASES - STATE MONIES							
0.00	0.00	0.00	0.00	0.00	0.00	0.00	0.00	
001 9302	BUS PURCHASES - LOCAL							
4,050.00	0.00	0.00	0.00	0.00	4,050.00	0.00	4,050.00	
001 9303	MEDICAID SCHOOL PROGRAM							
225,567.32	264,826.33	319,842.95	12,100.41	96,847.92	448,562.35	9,900.00	438,662.35	
001 9304	TAX ABATEMENT							
4,955,335.89	0.00	16,920.36	14,462.17-	344,216.96	4,628,039.29	2,840.40	4,625,198.89	
001 9305	AUCTION FUNDING							
50,887.70	0.00	0.00	0.00	736.00	50,151.70	0.00	50,151.70	
001 9306	CASINO REVENUE							
89,709.43	0.00	216,494.61	5,562.04	34,686.81	271,517.23	59,328.19	212,189.04	
001 9600	BAND - ROSS							
2,496.69	333.50	2,996.75	1,607.75	10,586.26	5,092.82-	1,968.30	7,061.12-	
001 9601	ELEMENTARY BAND - DISTRICT WIDE							
50.00	0.00	120.00	0.00	0.00	170.00	0.00	170.00	
001 9602	ELEMENTARY ORCHESTRA - DISTRICT WIDE							
230.00	0.00	510.00	0.00	0.00	740.00	0.00	740.00	
001 9603	ORCHESTRA - ROSS							
1,812.97	0.00	152.50	0.00	1,411.79	553.68	18.00	535.68	
001 9604	CHOIR - ROSS							
205.74	19.50	168.36	0.00	668.68	294.58-	786.00	1,080.58-	
002 9004	NOTE - INCOME TAX							
300.67	0.00	0.00	0.00	0.00	300.67	0.00	300.67	

Date: 04/02/2014
 Time: 9:46 am

FREMONT CITY SCHOOL DISTRICT
 Financial Report by Fund/SCC

Page: 6
 (FINSUM)

Fund #	Fund Description	FYTD Receipts	MTD Expenditures	FYTD Expenditures	Current Fund Balance	Current Encumbrances	Unencumbered Fund Balance	Bank Code
007 9000	A C NICHOLS CHARITABLE TRUST	6,884.38	1,152.00	0.00	8,036.38	0.00	8,036.38	
007 9035	PEARL SETZLER TRUST FUND	95,840.56	592.99	0.00	96,433.55	0.00	96,433.55	
007 9050	DORA O'FARRELL ART SCHOLARSHIP FUND	1,000.00	0.00	0.00	1,000.00	0.00	1,000.00	
007 9103	SARA HORN MEMORIAL SCHOLARSHIP	17,041.10	4,967.00	0.00	22,008.10	0.00	22,008.10	
007 9104	SARA HORN MEMORIAL SCHOLARSHIP INTEREST	12.60	36.03	0.00	48.63	0.00	48.63	
007 9105	SENIOR WOMEN'S SERVICE AWARD	4,900.00	0.00	0.00	4,900.00	0.00	4,900.00	
007 9150	DORA O'FARRELL ART SCHOLARSHIP INTEREST	953.45	8.19	0.00	961.64	0.00	961.64	
007 9201	LAURA KRIDLER TRUST FUND	1,000.00	0.00	0.00	1,000.00	0.00	1,000.00	
007 9202	MARGARET FOX TRUST FUND	1,000.00	0.00	0.00	1,000.00	0.00	1,000.00	
007 9206	BERTHA YOUNGMAN TRUST FUND	1,000.00	0.00	0.00	1,000.00	0.00	1,000.00	
007 9207	IMOGENE FORSYTH TRUST FUND	500.00	0.00	0.00	500.00	0.00	500.00	
007 9601	LAURA KRIDLER TRUST INTEREST	33.66	5.28	0.00	38.94	0.00	38.94	
007 9602	MARGARET FOX INTEREST	1,233.17	4.55	0.00	1,237.72	0.00	1,237.72	
008 9100	ALBERT D. HETRICK SCHOLARSHIP FUND	0.00	0.00	0.00	0.00	0.00	0.00	
008 9101	GENE H. PERRY SCHOLARSHIP	127,314.05	0.00	0.00	127,314.05	0.00	127,314.05	
008 9102	GENE H. PERRY SCHOLARSHIP INTEREST	0.00	856.98	0.00	856.98	0.00	856.98	

Date: 04/02/2014
 Time: 9:46 am

FREMONT CITY SCHOOL DISTRICT
 Financial Report by Fund/SCC

Page: 7
 (FINSUM)

Fund #	Fund Description	FYTD Receipts	MTD Expenditures	FYTD Expenditures	Current Fund Balance	Current Encumbrances	Unencumbered Fund Balance	Bank Code
008 9203	MARY HEDRICK TRUST FUND 1,000.00 0.00	0.00	0.00	0.00	1,000.00	0.00	1,000.00	
008 9204	LINDA SCHWARTZ TRUST FUND 3,000.00 0.00	0.00	0.00	0.00	3,000.00	0.00	3,000.00	
008 9205	CHARLES FOX TRUST FUND 10,000.00 0.00	0.00	0.00	0.00	10,000.00	0.00	10,000.00	
008 9400	EDWARD L. FORGATSCH SCHOLARSHIP FUND 4,500.00 0.00	0.00	0.00	0.00	4,500.00	0.00	4,500.00	
008 9401	BETH ISRAEL CONGREGATION AWARD 4,500.00 0.00	0.00	0.00	0.00	4,500.00	0.00	4,500.00	
008 9407	G. ALEX CLARK SCHOLARSHIP 10,000.00 0.00	0.00	0.00	0.00	10,000.00	0.00	10,000.00	
008 9500	ALBERT D. HETRICK SCHOLARSHIP INTEREST 0.00 0.00	0.00	0.00	0.00	0.00	0.00	0.00	
008 9501	CLASS OF 1950 SCHOLARSHIP FUND 40,267.18 0.00	0.00	0.00	0.00	40,267.18	0.00	40,267.18	
008 9508	AMERICAN ASSOC OF UNIV WOMEN - PRINCIPAL 5,000.00 0.00	0.00	0.00	0.00	5,000.00	0.00	5,000.00	
008 9599	HOWARD W. NOWELS FOUNDATION 27,935.08 0.00	0.00	0.00	0.00	27,935.08	0.00	27,935.08	
008 9600	EDWARD FORGATSCH SCHOLARSHIP INTEREST 16.28 0.00	23.75	0.00	0.00	40.03	0.00	40.03	
008 9601	BETH ISRAEL CONGREGATION INTEREST 66.92 2.62	36.84	0.00	0.00	103.76	0.00	103.76	
008 9603	MARY HEDRICK INTEREST 682.37 0.00	4.28	0.00	0.00	686.65	0.00	686.65	
008 9604	LINDA SCHWARTZ SCHOLARSHIP INTEREST 82.42 1.75	24.57	0.00	0.00	106.99	0.00	106.99	
008 9605	CHARLES FOX SCHOLARSHIP INTEREST 5,406.67 4.22	41.14	0.00	0.00	5,447.81	0.00	5,447.81	
008 9607	G. ALEX CLARK SCHOLARSHIP INTEREST 37.93 0.00	45.41	0.00	0.00	83.34	0.00	83.34	

Date: 04/02/2014
 Time: 9:46 am

FREMONT CITY SCHOOL DISTRICT
 Financial Report by Fund/SCC

Fund #	Fund Description	FYTD Receipts	MTD Expenditures	FYTD Expenditures	Current Fund Balance	Current Encumbrances	Unencumbered Fund Balance	Bank Code
008 9608	AMERICAN ASSOC OF UNIV WOMEN - INTEREST	123.32	0.00	26.39	0.00	0.00	149.71	149.71
008 9699	HOWARD NOWELS FOUNDATION INTEREST	41.30	40.40	122.55	0.00	0.00	163.85	163.85
008 9701	CLASS OF 1950 SCHOLARSHIP INTEREST	162.40	0.00	181.46	0.00	0.00	343.86	343.86
008 9801	CAROLYN RHODES SCHOLARSHIP FUND	63,991.28	0.00	6,567.00	0.00	0.00	70,558.28	70,558.28
008 9901	CAROLYN RHODES - INTEREST	624.82	0.00	282.10	0.00	0.00	906.92	906.92
010 9800	2008 ENP CLASSROOM FAC.- STATE	702,424.64	0.00	9,303.46	0.00	14,290.83	697,437.27	8,534.26
010 9801	2008 CLASSROOM FAC. INTEREST - STATE	4,683.02	7.37	109.62	0.00	0.00	4,792.64	0.00
010 9802	2008 ENP CLASSROOM FAC. - LOCAL	2,593,012.98	0.00	0.00	0.00	705,686.66	1,887,326.32	0.00
010 9803	2008 CLASSROOM FAC. INTEREST - LOCAL	387,374.21	26.15	395.77	0.00	0.00	387,769.98	0.00
010 9804	RETAINED EARNINGS	384.63	0.00	54.66	0.00	438.06	1.23	0.00
014 0000	INTERNAL SERVICE ROTARY FUND	147.39	850.00-	350.00	0.00	0.00	497.39	0.00
014 9003	AMERICAN HISTORY GRANT	0.00	0.00	0.00	0.00	0.00	0.00	0.00
018 9000	LEARNING RESOURCE CENTER	29.77	0.00	0.00	0.00	0.00	29.77	0.00
018 9001	ELEMENTARY CURRICULUM	3,326.44	0.00	0.00	0.00	0.00	3,326.44	0.00
018 9003	SUPERINTENDENT - CAMPUS WEAR	2,322.95	0.00	513.00	0.00	2,020.00	815.95	0.00
018 9004	FMS PAVER PROJECT	1,225.00	0.00	0.00	0.00	110.00	1,115.00	0.00

Date: 04/02/2014
 Time: 9:46 am

FREMONT CITY SCHOOL DISTRICT
 Financial Report by Fund/SCC

Fund #	Fund Description	FYTD Receipts	MTD Expenditures	FYTD Expenditures	Current Fund Balance	Current Encumbrances	Unencumbered Fund Balance	Bank Code
018 9005	CAMPUS WEAR-STUDENT SERVICES	0.00	0.00	0.00	0.00	0.00	0.00	
018 9013	ESL PROGRAM-DONATION-VOCES UNIDAS	1,000.00	0.00	500.00	500.00	0.00	500.00	
018 9100	ROSS HIGH LIBRARY	843.30	5.10	497.89	1,463.20	1,045.38	417.82	
018 9101	EXCELLENCE REWARD PROGRAM - ROSS HIGH	1,632.45	0.00	2,024.57	1,507.88	200.00	1,307.88	
018 9102	COMMUNITY DONATIONS - ROSS	4,085.00	53.00	2,137.62	2,950.21	5,314.72	2,364.51-	
018 9103	COLLEGE TESTING - ROSS	1,390.24	0.00	6,989.65	4,752.41-	0.00	4,752.41-	
018 9104	MAKE A DIFFERENCE CLUB - ROSS	277.33	0.00	275.00	2.33	0.00	2.33	
018 9199	E-RATE GRANT FUND	131,018.65	13,691.00	109,095.07	130,542.92	10,141.17	120,401.75	
018 9200	MS LIBRARY	1,642.96	4,568.99	538.78	5,709.67	3,551.35	2,158.32	
018 9201	YOUTH ASSET TEAM - MIDDLE SCHOOL	150.22	0.00	0.00	150.22	0.00	150.22	
018 9203	FMS DONATION FUND	265.00	0.00	0.00	265.00	0.00	265.00	
018 9300	ATKINSON LIBRARY	5,316.42	22.50	7,118.50	1,578.92	779.22	799.70	
018 9303	PRINCIPAL'S ACCOUNT/ATKINSON	5,781.91	250.00	1,958.97	5,415.24	172.06	5,243.18	
018 9304	MAKE A DIFFERENCE-ATKINSON	485.66	0.00	340.00	359.36	0.00	359.36	
018 9400	CROGHAN LIBRARY	1,221.56	4,162.83	760.08	4,645.29	3,293.19	1,352.10	
018 9404	PRINCIPAL'S ACCOUNT/CROGHAN	4,620.87	0.00	1,568.85	3,800.46	832.27	2,968.19	

Date: 04/02/2014
 Time: 9:46 am

FREMONT CITY SCHOOL DISTRICT
 Financial Report by Fund/SCC

Page: 10
 (FINSUM)

Fund #	Fund Description	FYTD Receipts	MTD Expenditures	FYTD Expenditures	Current Fund Balance	Current Encumbrances	Unencumbered Fund Balance	Bank Code
018 9500	HAYES LIBRARY							
	1,771.78	0.00	2,855.57	0.00	3,623.09	1,004.26	0.00	1,004.26
018 9505	PRINCIPAL'S ACCOUNT/HAYES							
	4,847.53	0.00	3,244.93-	0.00	426.70	1,175.90	0.00	1,175.90
018 9506	HAYES - MAKE A DIFFERENCE CLUB							
	476.83	5,033.50	9,499.80	0.00	753.75	9,222.88	300.00	8,922.88
018 9600	LUTZ LIBRARY							
	1,269.16	0.00	4,887.80	0.00	3,929.83	2,227.13	0.00	2,227.13
018 9606	PRINCIPAL'S ACCOUNT/LUTZ							
	8,086.84	0.00	1,074.66	51.74	1,143.66	8,017.84	0.00	8,017.84
018 9700	OTIS LIBRARY							
	1,824.79	90.83	4,011.17	1,175.85	4,296.63	1,539.33	346.66	1,192.67
018 9707	PRINCIPAL'S ACCOUNT/OTIS							
	761.54	0.00	677.84	268.00	429.85	1,009.53	0.00	1,009.53
018 9800	STAMM LIBRARY							
	1,064.00	0.00	3,911.46	0.00	3,343.52	1,631.94	330.06	1,301.88
018 9808	PRINCIPAL'S ACCOUNT/STAMM							
	4,916.22	0.00	1,879.64	0.00	0.00	6,795.86	159.80	6,636.06
018 9900	WASHINGTON LIBRARY							
	1,282.79	0.00	3,060.89	592.54	3,121.92	1,221.76	113.85	1,107.91
018 9904	WASHINGTON - MAKE A DIFFERENCE							
	277.48	0.00	309.00	0.00	68.06	518.42	81.94	436.48
018 9905	MAKE A DIFFERENCE - FREMONT MIDDLE SCHOOL							
	53.54	0.00	20.00	0.00	0.00	73.54	0.00	73.54
018 9909	PRINCIPAL'S ACCOUNT/WASHINGTON							
	2,946.27	0.00	449.36	0.00	359.76	3,035.87	0.00	3,035.87
018 9999	TECHNOLOGY							
	249.92	1,000.00	1,000.00	0.00	0.00	1,249.92	1,153.70	96.22
019 9000	TAX ABATEMENT							
	0.00	0.00	0.00	0.00	0.00	0.00	0.00	0.00
019 9001	HEINZ MENTORING GRANT							
	1,364.00	0.00	0.00	0.00	25.00	1,339.00	0.00	1,339.00

Date: 04/02/2014
 Time: 9:46 am

FREMONT CITY SCHOOL DISTRICT
 Financial Report by Fund/SCC

Page: 11
 (FINSUM)

Fund #	Fund Description	FYTD Receipts	MTD Expenditures	FYTD Expenditures	Current Fund Balance	Current Encumbrances	Unencumbered Fund Balance	Bank Code
019 9002	BUCKEYE HEALTHY SCHOOL ALLIANCE GRANT	0.00	0.00	0.00	0.00	0.00	0.00	
019 9003	SCHOOL GRANTS FOR HEALTHY KIDS	1,444.42	0.00	0.00	1,444.42	1,444.42	0.00	
019 9007	EDUCATION TO REDUCE RISKY BEHAVIORS IN YOUTH	158.50	0.00	158.50	0.00	0.00	0.00	
019 9103	GOOD BEGINNINGS 2002-03	0.00	0.00	0.00	0.00	0.00	0.00	
019 9114	KINDER ACADEMY - UNITED WAY	1,132.80	0.00	0.00	1,132.80	0.00	1,132.80	
019 9115	PROJECT ATTEND - UNITED WAY	4,164.41	338.80	3,844.21	3,369.40	179.60	3,189.80	
019 9116	ACE MENTORING - UNITED WAY	1,499.18	349.18	3,851.26	790.54	889.84	99.30-	
019 9117	PARENT/COMMUNITY INVOLVEMENT-UNITED WAY	0.00	0.00	0.00	0.00	0.00	0.00	
019 9201	FUEL UP TO PLAY 60 - ROSS	224.31	0.00	0.00	224.31	0.00	224.31	
019 9202	FUEL UP TO PLAY 60 - STAMM	962.36	0.00	0.00	962.36	0.00	962.36	
019 9203	FUEL UP TO PLAY 60 - WASHINGTON	691.06	0.00	0.00	691.06	0.00	691.06	
019 9301	FMS YOUTH ASSET TEAM 1	0.74	0.00	0.00	350.74	0.00	350.74	
019 9302	FMS YOUTH ASSET TEAM 2	350.00	0.00	0.00	700.00	0.00	700.00	
019 9800	HIGH SCHOOLS THAT WORK	2,959.60	0.00	0.00	2,959.60	0.00	2,959.60	
022 9300	ATHLETIC TOURNAMENT ACCOUNT	0.00	27,449.37	22,565.41	4,883.96	0.00	4,883.96	
022 9320	MIDDLE SCHOOL STAFF FUND	68.25	0.00	0.00	68.25	0.00	68.25	

Date: 04/02/2014
 Time: 9:46 am

FREMONT CITY SCHOOL DISTRICT
 Financial Report by Fund/SCC

Page: 12
 (FINSUM)

Fund #	Fund Description	FYTD Receipts	MTD Expenditures	FYTD Expenditures	Current Fund Balance	Current Encumbrances	Unencumbered Fund Balance	Bank Code
022 9321	"DENIM DROP"/MIDDLE SCHOOL STAFF	225.62	0.00	0.00	225.62	0.00	225.62	
022 9360	ROSS HIGH FACULTY FUND	636.53	0.00	412.47	582.61	172.53	410.08	
022 9930	EDUCATIONAL INNOVATIVE GRANT	0.00	0.00	0.00	0.00	0.00	0.00	
022 9999	UNCLAIMED MONIES	241.09	0.00	2,917.00	636.91	0.00	636.91	
024 0000	SELF-INSURANCE PROGRAM	643,329.40	3,204,435.15	3,510,642.64	337,121.91	11,664.00	325,457.91	
024 9000	FLEX BENEFITS	9,585.91	15,800.76	85,883.86	7,848.33	960.94	6,887.39	
027 0000	WORKMANS COMP.-SELF INS	416,092.38	206,875.45	9,117.13	613,850.70	3,190.00	610,660.70	
031 0000	UNDERGROUND STORAGE TANKS	11,000.00	0.00	0.00	11,000.00	0.00	11,000.00	
034 0000	CLASSROOM FAC. MAINT.	1,247,807.19	0.00	47,907.53	1,199,899.66	22,675.00	1,177,224.66	
200 9100	A CAPPELLA CHOIR	4,121.39	0.00	1,916.00	4,228.39	0.00	4,228.39	
200 9101	AMERICAN FIELD SERVICE	420.78	0.00	140.80	279.98	0.00	279.98	
200 9102	YEARBOOK - ROSS ANNUAL	5,094.22	13,099.00	9,139.38	9,053.84	6,000.00	3,053.84	
200 9103	ART CLUB	5,350.29	0.00	2,544.86	2,805.43	44.05	2,761.38	
200 9104	FREMONT ROSS BAND	7,098.00	2,156.50	7,692.80	1,561.70	580.00	981.70	
200 9105	INTERNATIONAL RELATIONS CLUB-ROSS	2,190.44	0.00	144.00	2,046.44	0.00	2,046.44	
200 9106	FUTURE TEACHERS OF AMERICA-ROSS	284.92	0.00	0.00	284.92	0.00	284.92	

Date: 04/02/2014
 Time: 9:46 am

FREMONT CITY SCHOOL DISTRICT
 Financial Report by Fund/SCC

Page: 13
 (FINSUM)

Fund #	Fund Description	FYTD Receipts	MTD Expenditures	FYTD Expenditures	Current Fund Balance	Current Encumbrances	Unencumbered Fund Balance	Bank Code
200 9107	CHATTER 1.42	156.00	1,006.00	0.00	689.68	317.74	236.74	81.00
200 9108	MULTI-MEDIA CLUB - ROSS 65.48	0.00	0.00	7.84	52.80	12.68	0.00	12.68
200 9109	DRAMA CLUB 2,236.70	0.00	7,922.61	0.00	7,705.14	2,454.17	1,600.00	854.17
200 9110	FRENCH CLUB/ROSS 3,208.66	800.00	964.00	925.00	1,192.03	2,980.63	0.00	2,980.63
200 9111	FUTURE FARMERS OF AMERICA 3,309.38	315.00	10,106.15	1,662.25	10,290.71	3,124.82	2,928.91	195.91
200 9112	ROSS PEP CLUB 0.00	0.00	0.00	0.00	0.00	0.00	0.00	0.00
200 9113	FUTURE HOMEMAKERS OF TOMORROW-ROSS 307.88	0.00	0.00	0.00	0.00	307.88	0.00	307.88
200 9114	SPANISH CLUB - ROSS 1,828.29	0.00	0.00	0.00	123.20	1,705.09	100.00	1,605.09
200 9115	KEY CLUB 741.73	0.00	830.40	586.00	887.72	684.41	390.00	294.41
200 9116	NATIONAL HONOR SOCIETY 3,022.83	20.00	544.83	0.00	268.77	3,298.89	0.00	3,298.89
200 9117	ORCHESTRA 387.13	0.00	405.00	0.00	282.00	510.13	0.00	510.13
200 9118	SADD CLUB 723.62	0.00	0.00	0.00	186.14	537.48	0.00	537.48
200 9119	QUIZ BOWL 124.69	0.00	0.00	0.00	125.16	0.47-	0.00	0.47-
200 9120	SCIENCE CLUB-ROSS 1,275.33	0.00	543.00	0.00	415.55	1,402.78	35.06	1,367.72
200 9121	STUDENT COUNCIL-ROSS 934.47	0.00	1,724.10	0.00	1,827.98	830.59	25.00	805.59
200 9122	COMMUNITY DONATIONS 607.17	0.00	0.00	0.00	0.00	607.17	0.00	607.17

Date: 04/02/2014
 Time: 9:46 am

FREMONT CITY SCHOOL DISTRICT
 Financial Report by Fund/SCC

Page: 14
 (FINSUM)

Fund #	Fund Description	FYTD Receipts	MTD Expenditures	FYTD Expenditures	Current Fund Balance	Current Encumbrances	Unencumbered Fund Balance	Bank Code
200 9123	MEXICO TRIP - ROSS 1,000.03 0.00	0.00	0.00	0.00	1,000.03	0.00	1,000.03	
200 9126	BOWLING CLUB - ROSS 1,002.34 0.00	2,840.00	232.16	3,273.16	569.18	97.50	471.68	
200 9127	CLUB HOCKEY - ROSS HIGH 431.06 545.00	6,915.00	773.11	6,838.23	507.83	0.00	507.83	
200 9128	HISPANIC COMMITTEE - ROSS 1,296.73 0.00	535.00	0.00	490.40	1,341.33	0.00	1,341.33	
200 9129	ROSS SPRING MUSICAL 1,767.55 7,166.00	7,583.50	568.84	910.51	8,440.54	6,031.16	2,409.38	
200 9130	Ross Leadership Club 6,234.81 0.00	2,286.07	1,329.21	7,125.06	1,395.82	106.11	1,289.71	
200 9131	Photography Club Ross 0.00 0.00	31.00	0.00	0.00	31.00	0.00	31.00	
200 9132	FREMONT ROSS DANCE TEAM 0.00 836.00	4,348.00	1,155.00	4,306.30	41.70	0.00	41.70	
200 9140	ROSS CLASS OF 2008 220.92 0.00	0.00	0.00	0.00	220.92	0.00	220.92	
200 9141	ROSS CLASS OF 2009 155.38 0.00	0.00	0.00	0.00	155.38	0.00	155.38	
200 9142	ROSS CLASS OF 2010 1,269.32 0.00	0.00	0.00	0.00	1,269.32	0.00	1,269.32	
200 9143	ROSS CLASS OF 2011 1,249.69 0.00	0.00	0.00	0.00	1,249.69	0.00	1,249.69	
200 9144	CLASS OF 2012 2,233.41 0.00	0.00	0.00	0.00	2,233.41	0.00	2,233.41	
200 9145	CLASS OF 2013 717.54 0.00	0.00	0.00	585.00	132.54	0.00	132.54	
200 9146	CLASS OF 2014 1,652.45 0.00	6,074.00	627.00	1,632.16	6,094.29	100.00	5,994.29	
200 9147	Class of 2015 653.76 1,500.00	1,500.00	1,818.00	1,818.00	335.76	6,714.84	6,379.08-	

Date: 04/02/2014
 Time: 9:46 am

FREMONT CITY SCHOOL DISTRICT
 Financial Report by Fund/SCC

Page: 15
 (FINSUM)

Fund #	Fund Description	FYTD Receipts	MTD Expenditures	FYTD Expenditures	Current Fund Balance	Current Encumbrances	Unencumbered Fund Balance	Bank Code
200 9148	CLASS OF 2016 144.00	0.00	0.00	0.00	144.00	800.00	656.00	-
200 9149	CLASS OF 2017 0.00	0.00	1,402.00	0.00	382.00	240.00	142.00	
200 9200	JR. HIGH CHESS CLUB 121.31	0.00	0.00	0.00	121.31	0.00	121.31	
200 9201	BUILDER'S CLUB/JR HIGH 313.27	0.00	0.00	0.00	313.27	0.00	313.27	
200 9202	MS MAGAZINE FUND 13,653.83	1,454.52	18,173.83	3,345.42	17,247.90	14,579.76	7,054.27	7,525.49
200 9203	MS BAND 220.59	0.00	0.00	0.00	128.00	92.59	0.00	92.59
200 9204	MS CHOIR 785.10	0.00	0.00	0.00	785.10	128.00	657.10	
200 9205	OUTDOOR ADVENTURE CLUB/FMS 165.52	10.00	741.00	0.00	522.00	384.52	176.00	208.52
200 9206	MS ORCHESTRA 5.59	0.00	0.00	0.00	0.00	5.59	0.00	5.59
200 9207	ART CLUB/MIDDLE SCHOOL 720.77	0.00	0.00	0.00	308.00	412.77	0.00	412.77
200 9208	MS NEWSPAPER 388.86	0.00	0.00	0.00	0.00	388.86	0.00	388.86
200 9209	MS STUDENT COUNCIL 4,583.12	995.00	5,804.60	544.97	4,171.14	6,216.58	3,642.54	2,574.04
200 9210	HISTORY CLUB - MIDDLE SCHOOL 9,846.47	5,125.40	14,037.55	1,057.00	5,025.89	18,858.13	1,182.16	17,675.97
200 9211	MS YEARBOOK 4,947.80	0.00	5,438.00	0.00	6,278.00	4,107.80	0.00	4,107.80
200 9212	TEEN CONNECTIONS - MIDDLE SCHOOL 218.62	0.00	0.00	0.00	0.00	218.62	0.00	218.62
200 9214	SPIRIT CLUB - MIDDLE SCHOOL 2,060.04	0.00	6,445.00	0.00	4,340.58	4,164.46	111.10	4,053.36

Date: 04/02/2014
 Time: 9:46 am

FREMONT CITY SCHOOL DISTRICT
 Financial Report by Fund/SCC

Page: 16
 (FINSUM)

Fund #	Fund Description	FYTD Receipts	MTD Expenditures	FYTD Expenditures	Current Fund Balance	Current Encumbrances	Unencumbered Fund Balance	Bank Code
200 9216	FMS QUIZ BOWL TEAM 7.56	0.00	0.00	0.00	7.56	0.00	7.56	
200 9222	FUTURE EDUCATORS/MIDDLE SCHOOL 126.46	0.00	0.00	0.00	126.46	0.00	126.46	
200 9286	DRAMA CLUB/MS 51.67	0.00	0.00	0.00	51.67	0.00	51.67	
300 0000	ATHLETICS 50,669.71	4,786.77	166,277.28	9,663.25	153,330.62	63,616.37	14,579.64	49,036.73
300 9100	PRE-SEASON SALES AND PRE-SALE 12,623.00	0.00	13,401.00	0.00	25,237.00	787.00	0.00	787.00
300 9101	ROSS GIRLS BASKETBALL 3,237.67	0.00	6,573.00	609.60	5,651.60	4,159.07	1,412.00	2,747.07
300 9102	ROSS BOYS BASKETBALL 6,160.64	0.00	2,326.50	0.00	1,256.50	7,230.64	0.00	7,230.64
300 9103	ROSS WRESTLING 1,024.50	0.00	4,157.00	200.00	4,000.00	1,181.50	800.00	381.50
300 9104	ROSS FOOTBALL 1,961.34	0.00	3,248.00	0.00	2,897.58	2,311.76	100.00	2,211.76
300 9105	ROSS TRACK 7,393.75	1,884.00	1,884.00	0.00	705.00	8,572.75	0.00	8,572.75
300 9106	ROSS HIGH - BOYS TENNIS - OTHER INCOME 0.00	0.00	0.00	0.00	0.00	0.00	0.00	0.00
300 9107	ROSS HIGH - GOLF 2,253.20	0.00	1,084.00	0.00	2,273.66	1,063.54	0.00	1,063.54
300 9108	ROSS HIGH - CROSS COUNTRY 819.75	0.00	5,588.80	0.00	2,981.50	3,427.05	0.00	3,427.05
300 9109	ROSS HIGH - BOYS SOCCER 0.00	0.00	789.00	0.00	472.50	316.50	0.00	316.50
300 9110	ROSS HIGH BASEBALL 0.00	0.00	0.00	0.00	0.00	0.00	0.00	0.00
300 9111	ROSS HIGH - SWIMMING 3,570.00	0.00	3,365.00	0.00	0.00	6,935.00	0.00	6,935.00

Date: 04/02/2014
 Time: 9:46 am

FREMONT CITY SCHOOL DISTRICT
 Financial Report by Fund/SCC

Page: 17
 (FINSUM)

Fund #	Fund Description	FYTD Receipts	MTD Expenditures	FYTD Expenditures	Current Fund Balance	Current Encumbrances	Unencumbered Fund Balance	Bank Code
300 9112	ROSS HIGH - SOFTBALL	2,646.35	0.00	1,920.00	2,995.35	0.00	2,995.35	
300 9113	ROSS HIGH - GIRLS SOCCER	160.80	0.00	84.00	254.80	0.00	254.80	
300 9114	ROSS HIGH - GIRLS TENNIS - OTHER INCOM	0.00	0.00	0.00	0.00	0.00	0.00	
300 9115	ROSS HIGH - VOLLEYBALL	0.00	0.00	5,755.20	750.80	0.00	750.80	
300 9124	ROSS HIGH CHEERLEADING	8,407.54	0.00	10,586.07	1,981.07	100.00	1,881.07	
300 9200	MIDDLE SCHOOL ATHLETICS	496.17	0.00	0.00	496.17	0.00	496.17	
300 9213	MIDDLE SCHOOL CHEERLEADING	4,503.23	0.00	4,528.83	835.40	423.00	412.40	
401 9323	BISHOP HOFFMAN CATHOLIC SCHOOLS 12-13	145,400.78	0.00	145,400.78	0.00	0.00	0.00	
401 9423	BISHOP HOFFMAN CATHOLIC SCHOOLS 13-14	0.00	0.00	109,929.85	223,591.16	2,479.71	221,111.45	
439 9013	EARLY CHILDHOOD EDUCATION 12-13	0.00	0.00	0.00	0.00	0.00	0.00	
439 9014	EARLY CHILDHOOD EDUCATION 13-14	0.00	6,123.00	64,457.00	4,000.00-	0.00	4,000.00-	
451 9012	OHIO K-12 NETWORK	0.00	0.00	0.00	0.00	0.00	0.00	
451 9013	OHIO K-12 NETWORK	0.00	0.00	0.00	0.00	0.00	0.00	
451 9014	OHIO K-12 NETWORK	0.00	0.00	0.00	8,100.00	16,200.00	8,100.00-	
499 9010	ODNR CAPITAL IMPROVEMENT GRANT	637.25	0.00	0.00	637.25	0.00	637.25	
499 9114	UNITED WAY PROJECT PASS	741.81	0.00	0.00	741.81	0.00	741.81	

Date: 04/02/2014
 Time: 9:46 am

FREMONT CITY SCHOOL DISTRICT
 Financial Report by Fund/SCC

Page: 18
 (FINSUM)

Fund #	Fund Description	FYTD Receipts	MTD Expenditures	FYTD Expenditures	Current Fund Balance	Current Encumbrances	Unencumbered Fund Balance	Bank Code
499 9115	UNITED WAY - PROJECT ATTEND	0.00	0.00	0.00	0.00	0.00	0.00	
499 9116	UNITED WAY - MENTORSHIP PROGRAM	0.00	0.00	0.00	0.00	0.00	0.00	
505 9013	TITLE I-C MIGRANT FY13	13,166.67	0.00	177,008.79	0.00	0.00	0.00	
505 9014	TITLE I-C MIGRANT FY14	0.00	46,517.69	39,723.83	6,793.86	6,000.00	793.86	
506 9013	RACE TO THE TOP FY13	1,383.18	0.00	19,383.18	0.00	0.00	0.00	
506 9014	RACE TO THE TOP FY14	0.00	47,117.77	43,392.12	3,725.65	138.39	3,587.26	
506 9113	RttT-Electronic Teacher Evaluation-Online	0.00	0.00	0.00	0.00	0.00	0.00	
506 9114	MY VOICE & CULTURAL COMPETENCY	0.00	0.00	0.00	0.00	0.00	0.00	
506 9414	RACE TO THE TOP-ENTRY YEAR ARRA EXPEND	0.00	0.00	0.00	3,500.00	0.00	3,500.00	
516 9013	TITLE VI-B IDEA FY 13	24,422.31	0.00	49,422.31	0.00	0.00	0.00	
516 9014	TITLE VI-B IDEA FY 14	0.00	96,880.70	633,771.86	8,682.77	13,168.97	4,486.20-	
516 9113	PARENT/COMMUNITY ENGAGEMENT	0.00	0.00	0.00	0.00	0.00	0.00	
516 9414	SPECIAL ED-RURAL/LOW INCOME	0.00	0.00	0.00	0.00	0.00	0.00	
532 9320	STATE STABILIZATION FUND 10-11	62.11	0.00	0.00	62.11	0.00	62.11	
536 9013	TITLE I-SCHOOL IMPROVEMENT-HAYES SCHOOL	4,721.29	0.00	4,721.29	0.00	0.00	0.00	
536 9014	TITLE I-SCHOOL IMPROVEMENT-HAYES SCHOOL	0.00	3,500.00	28,451.50	1,024.90	0.00	1,024.90	

Date: 04/02/2014
 Time: 9:46 am

FREMONT CITY SCHOOL DISTRICT
 Financial Report by Fund/SCC

Page: 20
 (FINSUM)

Fund #	Fund Description	FYTD Receipts	MTD Expenditures	FYTD Expenditures	Current Fund Balance	Current Encumbrances	Unencumbered Fund Balance	Bank Code	
599 9020	U S DEPT OF AGR - RECIPE TESTING	972.14	0.00	972.14	0.00	0.00	0.00		
599 9022	HEALTHY SCHOOL LEADERSHIP INSTITUTE	0.00	0.00	0.00	0.00	0.00	0.00		
599 9111	21st CENTURY-INNOVATION	6,843.23	14,192.56	124,585.19	22,768.44	138,222.79	6,794.37-	6,794.37-	
599 9113	21ST CENTURY-LEARNING FOR A LIFETIME YR1	8,414.33	14,229.21	189,576.60	25,646.95	208,704.89	10,713.96-	10,713.96-	
599 9414	LOW INCOME POVERTY GRANT	0.00	1,000.00	17,828.84	1,581.22	17,845.99	17.15-	13,976.47	
GRAND TOTALS:		21,963,222.79	8,013,973.20	40,319,138.40	3,829,258.67	38,641,414.33	23,640,946.86	892,288.33	22,748,658.53

Check#	Check Date	Org Sta	Vendor Paid	Check Amount	Status Date
000023	03/31/2014	M/M	P & A GROUP	18,460.27	
000024	03/10/2014	M/M	TRACY LYTL	45.00	
000025	03/11/2014	M/M	PATRICIA PRUNTY	232.38	
065398	03/03/2014	W/W	OSBA NORTHWEST REGION	160.00	
065399	03/06/2014	W/V	LITTLE CEASARS	135.00	03/19/2014
065400	03/06/2014	W/V	LITTLE CEASARS	135.00	03/19/2014
065401	03/06/2014	W/R	LITTLE CEASARS	135.00	03/13/2014
065402	03/07/2014	B/R	LISA JONES	164.10	03/13/2014
065403	03/07/2014	W/R	COLUMBIA GAS OF OHIO	1,446.34	03/13/2014
065404	03/10/2014	W/R	RURAL KING	584.72	03/13/2014
065405	03/10/2014	W/R	PEARSON CLINICAL ASSESSMENT	518.92	03/14/2014
065406	03/10/2014	W/R	ALLEN COUNTY EDUCATIONAL	35.00	03/14/2014
065407	03/10/2014	W/R	ALL-PRO ELEVATOR	167.50	03/14/2014
065408	03/10/2014	W/R	AMSTERDAM PRINTING	237.98	03/14/2014
065409	03/10/2014	W/R	ATLAS PEN & PENCIL CORP.	51.74	03/13/2014
065410	03/10/2014	W/R	STACY EQUIPMENT CO.	336.61	03/27/2014
065411	03/10/2014	W/R	BAY TROPHY	10.00	03/17/2014
065412	03/10/2014	W/R	SCHOOL SPECIALTY	762.10	03/13/2014
065413	03/10/2014	W/R	BLOOM BY JILLY GRAY	288.50	03/13/2014
065414	03/10/2014	W/R	DEVELOPMENTAL RESOURCES	372.00	03/19/2014
065415	03/10/2014	W/R	BLISS CHARTERS	2,490.00	03/13/2014
065416	03/10/2014	W/R	LINDSEY WATER & SEWER DEPT.	209.00	03/17/2014
065417	03/10/2014	W/R	BOBEL'S OFFICE PLUS	26.08	03/13/2014
065418	03/10/2014	W/R	BROWN SUPPLY CO	178.75	03/13/2014
065419	03/10/2014	W/R	BRICKER & ECKLER LLP	633.16	03/13/2014
065420	03/10/2014	W/R	CAMPBELL INC.	2,575.00	03/13/2014
065421	03/10/2014	W/R	C & W AUTO SUPPLY	289.95	03/13/2014
065422	03/10/2014	W/R	CDW-G	21.25	03/13/2014
065423	03/10/2014	W/R	CHARLES E. HARRIS & ASSOCIATES	5,580.00	03/14/2014
065424	03/10/2014	W/R	CITY OF FREMONT	5,247.04	03/14/2014
065425	03/10/2014	W/R	CMRS-POC	1,000.00	03/17/2014
065426	03/10/2014	W/R	GREAT LAKES BIOMEDICAL	315.00	03/13/2014
065427	03/10/2014	W/R	CYSTIC FIBROSIS	346.75	03/20/2014
065428	03/10/2014	W/R	DIVERSIFIED AIR SYSTEMS, INC.	55.80	03/17/2014
065429	03/10/2014	W/R	DEFENSE FINANCE & ACCOUNTING	49.10	03/14/2014
065430	03/10/2014	W/R	DEMCO, INC.	78.49	03/13/2014
065431	03/10/2014	W/R	AMERIGAS	31.29	03/18/2014
065432	03/10/2014	W/R	DENICE HIRT	32.48	03/19/2014
065433	03/10/2014	W/R	DIRECT TECHNOLOGY GROUP	4.80	03/18/2014
065434	03/10/2014	W/R	ESHLEMAN FARMS	1,512.00	03/14/2014
065435	03/10/2014	W/R	FAMOUS SUPPLY CO.	238.17	03/14/2014
065436	03/10/2014	W/W	FLOWER REAL ESTATE HOLDINGS	350.00	
065437	03/10/2014	W/R	FORTE MUSIC INC.	918.60	03/17/2014
065438	03/10/2014	W/R	FREMONT BATTING RANGE	1,140.00	03/13/2014
065439	03/10/2014	W/R	FREMONT ATHLETIC SUPPLY	525.00	03/14/2014
065440	03/10/2014	W/R	FREMONT AUTO PARTS	69.03	03/13/2014
065441	03/10/2014	W/R	UTILITY BILLING OFFICE	15,827.19	03/13/2014
065442	03/10/2014	W/R	FREMONT MUSIC CENTER	43.99	03/24/2014
065443	03/10/2014	W/R	KELLERMYER COMPANY	273.43	03/13/2014
065444	03/10/2014	W/R	FREMONT PRINTING	124.00	03/18/2014
065445	03/10/2014	W/R	FREMONT RECREATION DEPT	537.00	03/13/2014
065446	03/10/2014	W/R	GRAINGER	274.95	03/18/2014

Check#	Check Date	Org Sta	Vendor Paid	Check Amount	Status Date
065447	03/10/2014	W/R	GUARNIERI & CO. INC.	4,294.34	03/17/2014
065448	03/10/2014	W/R	HAWTHORNE EDUCATIONAL SERVICES	132.00	03/24/2014
065449	03/10/2014	W/R	HERITAGE FOOD SERVICE GROUP	353.89	03/14/2014
065450	03/10/2014	W/R	HPS, LLC	2,054.76	03/13/2014
065451	03/10/2014	W/R	JIMMY G'S BBQ	180.00	03/18/2014
065452	03/10/2014	W/R	JASON SMITH	124.98	03/14/2014
065453	03/10/2014	W/R	KEY CLUB INTERNATIONAL	76.00	03/17/2014
065454	03/10/2014	W/R	KUSMER AND ASSOC.	1,683.25	03/14/2014
065455	03/10/2014	W/R	LIMA SPORTING GOODS	350.00	03/14/2014
065456	03/10/2014	W/R	LOWE'S CO., INC. FREMONT	828.72	03/19/2014
065457	03/10/2014	W/R	LUCKEY FARMERS, INC.	761.15	03/13/2014
065458	03/10/2014	W/R	MARK ISAACS	45.00	03/20/2014
065459	03/10/2014	W/R	MASTER LOCK	8.99	03/24/2014
065460	03/10/2014	W/R	MADISON MOTORS	520.00	03/13/2014
065461	03/10/2014	W/R	O.E. MEYER & SONS	19.40	03/26/2014
065462	03/10/2014	W/R	MHR SB/SSW	60.00	03/14/2014
065463	03/10/2014	W/R	MOHAWK SUPPLY	72.84	03/13/2014
065464	03/10/2014	W/W	FREMONT ROSS ACADEMIC BOOSTERS	18.00	
065465	03/10/2014	W/R	THE NEWS MESSENGER	1,174.54	03/17/2014
065466	03/10/2014	W/R	AMERICAN ELECTRIC POWER	5,830.26	03/14/2014
065467	03/10/2014	W/R	OHIO SCHOOLS COUNCIL	13,021.46	03/14/2014
065468	03/10/2014	W/R	ONLINE LABELS.COM	147.10	03/24/2014
065469	03/10/2014	W/R	PRESTWICK HOUSE, INC.	584.76	03/17/2014
065470	03/10/2014	W/R	POSTMASTER-FREMONT	49.00	03/14/2014
065471	03/10/2014	W/R	POST NET	44.00	03/17/2014
065472	03/10/2014	W/R	RIVERSIDE PUBLISHING	5,655.72	03/14/2014
065473	03/10/2014	W/R	ROOT'S POULTRY	222.60	03/13/2014
065474	03/10/2014	W/R	SABROSKE ELECTRIC	153.76	03/21/2014
065475	03/10/2014	W/R	SANDUSKY COUNTY	2,200.00	03/28/2014
065476	03/10/2014	W/R	SCHOOL HEALTH CORP.	987.28	03/14/2014
065477	03/10/2014	W/R	SHEETS SUPPLY	1,370.07	03/14/2014
065478	03/10/2014	W/R	SHERRI HENKEL	40.68	03/17/2014
065479	03/10/2014	W/R	SIESEL DISTRIBUTING LLC	4,091.55	03/17/2014
065480	03/10/2014	W/R	SIMPLEX TIME RECORDER CO	246.00	03/13/2014
065481	03/10/2014	W/R	SPINLIFE	149.99	03/13/2014
065482	03/10/2014	W/R	SPOONER, INCORPORATED	1,060.00	03/14/2014
065483	03/10/2014	W/R	STAPLES ADVANTAGE	953.36	03/13/2014
065484	03/10/2014	W/R	STRATEGIC SOLUTIONS	16,495.00	03/19/2014
065485	03/10/2014	W/R	THREADS OF HOPE INC.	20.00	03/25/2014
065486	03/10/2014	W/R	TIFFIN PAPER CO	13,029.65	03/13/2014
065487	03/10/2014	W/R	TOLEDO EDISON CO.	4,835.24	03/13/2014
065488	03/10/2014	W/W	TRACI MCCAUDY	6.77	
065489	03/10/2014	W/R	MR. LIGHTBULB	509.20	03/14/2014
065490	03/10/2014	W/R	TRICO GLASS	41.28	03/17/2014
065491	03/10/2014	W/R	WADSWORTH & ASSOCIATES	1,399.14	03/13/2014
065492	03/10/2014	W/R	WAL-MART STORES INC.	712.25	03/17/2014
065493	03/10/2014	W/R	VISA	534.13	03/20/2014
065494	03/10/2014	W/R	WALTERS' BOILER WORKS	4,264.95	03/14/2014
065495	03/10/2014	W/R	WATER.ORG	183.09	03/18/2014
065496	03/10/2014	W/R	WILLIE'S SALES & SERVICE	579.38	03/14/2014
065497	03/10/2014	W/R	JOSEPH HERSHEY	235.00	03/19/2014
065498	03/10/2014	W/R	MEDINA COUNTY ESC	35.00	03/14/2014

Check#	Check Date	Org Sta	Vendor Paid	Check Amount	Status Date
065499	03/10/2014	W/R	CHRISTINE OPELT	114.80	03/13/2014
065500	03/10/2014	W/R	BILL MEASIMER	135.00	03/14/2014
065501	03/10/2014	W/R	JULIE LOCKYER	19.37	03/18/2014
065502	03/10/2014	W/R	TOFT DAIRY	16,627.88	03/14/2014
065503	03/10/2014	W/R	ALFRED NICKLES BAKERY INC.	2,244.12	03/13/2014
065504	03/10/2014	W/R	FREMONT CITY BD. OF EDUC	16,172.68	03/13/2014
065505	03/10/2014	W/R	WOOD COUNTY EDUCATIONAL	9,714.35	03/13/2014
065506	03/10/2014	W/R	JULIE SIBREL	100.00	03/21/2014
065507	03/10/2014	W/R	TARA OHLEMACKER	100.00	03/18/2014
065508	03/10/2014	W/W	GREGG GALLAGHER	6.18	
065509	03/10/2014	W/W	CHAD BERNDT	233.64	
065510	03/10/2014	W/R	JESSICA GARCIA	198.24	03/18/2014
065511	03/14/2014	W/W	SCHOOL EMPLOYEES RETIREMENT	1,385.98	
065512	03/14/2014	W/R	STATE TEACHERS RETIRE.	8,969.62	03/19/2014
065513	03/10/2014	W/R	GORDON FOOD SERVICE	9,153.79	03/10/2014
065514	03/11/2014	W/R	OHIO DISTRICT KIWANIS	510.00	03/21/2014
065515	03/17/2014	W/R	AMERICAN CHEER POWER	1,155.00	03/25/2014
065516	03/18/2014	W/R	COURTYARD BY MARRIOTT	827.89	03/20/2014
065517	03/19/2014	W/R	IMAGINATION STATION	600.00	03/27/2014
065518	03/21/2014	W/R	CHARIOTT FOODS	16,434.25	03/26/2014
065519	03/25/2014	W/R	VIOLETTA RHEA	78.40	03/31/2014
065520	03/25/2014	W/W	ANGIE SMITH	11.26	
065521	03/25/2014	W/W	KAREN SWARTZ	45.75	
065522	03/25/2014	W/W	NANCY MCKILLIP	25.76	
065523	03/25/2014	W/W	ACT FINANCING	399.00	
065524	03/25/2014	W/R	ACE HARDWARE	468.29	03/31/2014
065525	03/25/2014	W/W	OHIO FFA ASSOCIATION	25.00	
065526	03/25/2014	W/R	PEARSON CLINICAL ASSESSMENT	122.00	03/28/2014
065527	03/25/2014	W/R	AMSTERDAM PRINTING	137.35	03/31/2014
065528	03/25/2014	W/W	BAIRD PUBLIC INVESTMENT	1,262.00	
065529	03/25/2014	W/R	BASA	209.00	03/31/2014
065530	03/25/2014	W/R	BAY TROPHY	167.00	03/31/2014
065531	03/25/2014	W/R	SCHOOL SPECIALTY	480.86	03/31/2014
065532	03/25/2014	W/R	BEL-AIRE CLEANERS	1,086.80	03/31/2014
065533	03/25/2014	W/R	BENCHMARK PRINTS	627.00	03/27/2014
065534	03/25/2014	W/R	CANON SOLUTIONS AMERICA	2,645.00	03/31/2014
065535	03/25/2014	W/R	CDW-G	26,826.35	03/28/2014
065536	03/25/2014	W/W	CMRS-POC	2,000.00	
065537	03/25/2014	W/R	TERRA STATE COMMUNITY COLLEGE	3,000.00	03/28/2014
065538	03/25/2014	W/R	COLUMBIA GAS OF OHIO	8,005.03	03/31/2014
065539	03/25/2014	W/R	GREAT LAKES INTERNET &	570.24	03/28/2014
065540	03/25/2014	W/R	CROGHAN COLONIAL BANK	4,500.00	03/27/2014
065541	03/25/2014	W/R	CROWN BATTERY	270.16	03/31/2014
065542	03/25/2014	W/R	VILLAGE ENERGY COOPERATIVE	4,818.62	03/28/2014
065543	03/25/2014	W/R	EARL BROS.	1,973.95	03/28/2014
065544	03/25/2014	W/W	EL AGUILA BAKERY	100.00	
065545	03/25/2014	W/R	ENCORE EVENT GROUP	1,818.00	03/28/2014
065546	03/25/2014	W/R	ENGLER PRINTING	512.00	03/28/2014
065547	03/25/2014	W/R	NORTH POINT ESC	8,862.91	03/28/2014
065548	03/25/2014	W/W	FAYE EISHEN	18.53	
065549	03/25/2014	W/V	FIRST PLACE AWARDS	645.00	03/28/2014
065550	03/25/2014	W/R	FOLLETT LIBRARY RESOURCES	1,768.39	03/28/2014

Check#	Check Date	Org Sta	Vendor Paid	Check Amount	Status Date
065551	03/25/2014	W/W	FORTBALL PIZZA PALACE	103.55	
065552	03/25/2014	W/W	FORTE MUSIC INC.	554.19	
065553	03/25/2014	W/R	FREMONT ATHLETIC SUPPLY	1,621.50	03/27/2014
065554	03/25/2014	W/W	FREMONT PRINTING	369.30	
065555	03/25/2014	W/R	FREMONT RECREATION DEPT	24.00	03/31/2014
065556	03/25/2014	W/R	GTM SPORTSWEAR	490.00	03/31/2014
065557	03/25/2014	W/W	HEARTLAND PAYMENT SYSTEM	350.00	
065558	03/25/2014	W/W	HEALTHCARE PROCESS CONSULTING	4,000.00	
065559	03/25/2014	W/R	HEALTHLINK	50.00	03/31/2014
065560	03/25/2014	W/R	LAMAR ADVERTISING	980.00	03/31/2014
065561	03/25/2014	W/R	JOSTENS, INC.	2,151.70	03/28/2014
065562	03/25/2014	W/W	JASON SMITH	237.44	
065563	03/25/2014	W/R	KROGER CO	42.57	03/28/2014
065564	03/25/2014	W/W	KUSMER AND ASSOC.	1,800.00	
065565	03/25/2014	W/R	LOCKER KONNECTION SERVICES	50.00	03/28/2014
065566	03/25/2014	W/R	LITTLE CAESARS PIZZA KIT	2,588.00	03/31/2014
065567	03/25/2014	W/W	LORI FISHER	333.59	
065568	03/25/2014	W/R	MARK GEDEON	315.40	03/31/2014
065569	03/25/2014	W/W	MCPc IMAGE PRINTING	9,799.37	
065570	03/25/2014	W/W	MEMORIAL HOSPITAL	666.67	
065571	03/25/2014	W/R	NATIONAL FFA ORGANIZATION	1,637.25	03/31/2014
065572	03/25/2014	W/R	NATURE SEAL INC.	411.27	03/31/2014
065573	03/25/2014	W/R	MAIL FINANCE	396.00	03/28/2014
065574	03/25/2014	W/W	NHS-TIFFIN	109.76	
065575	03/25/2014	W/R	OHIO BCI & I	604.00	03/31/2014
065576	03/25/2014	W/R	AMERICAN ELECTRIC POWER	37,349.02	03/31/2014
065577	03/25/2014	W/R	OSI	316.56	03/31/2014
065578	03/25/2014	W/W	OHIO SCHOOL COUNCIL	1,587.60	
065579	03/25/2014	W/R	O.P AQUATICS	371.50	03/31/2014
065580	03/25/2014	W/R	PHAZE I	680.00	03/31/2014
065581	03/25/2014	W/W	PLAZA LANES	717.00	
065582	03/25/2014	W/W	PORT CLINTON HIGH SCHOOL	80.00	
065583	03/25/2014	W/V	POSITIVE PROMOTIONS	109.50	03/25/2014
065584	03/25/2014	W/R	POSTMASTER-FREMONT	249.00	03/31/2014
065585	03/25/2014	W/W	PRACTICAL SOLUTIONS FOR	570.00	
065586	03/25/2014	W/W	PROPANELS	857.00	
065587	03/25/2014	W/W	QUILL CORP.	323.04	
065588	03/25/2014	W/W	RIDDELL ALL AMERICAN	4,088.73	
065589	03/25/2014	W/R	SABROSKE ELECTRIC	394.96	03/26/2014
065590	03/25/2014	W/R	SANDUSKY COUNTY	2,200.00	03/28/2014
065591	03/25/2014	W/R	SCW	1,042.50	03/31/2014
065592	03/25/2014	W/V	AT&T	4,922.71	03/25/2014
065593	03/25/2014	W/R	SCHOOL HEALTH CORP.	48.95	03/28/2014
065594	03/25/2014	W/R	SCIENCE KIT & BOREAL LAB.	123.90	03/28/2014
065595	03/25/2014	W/R	SMITH BOUGHNAN	813.00	03/31/2014
065596	03/25/2014	W/R	STAPLES ADVANTAGE	418.60	03/28/2014
065597	03/25/2014	W/R	STANTON'S SHEET MUSIC	195.77	03/28/2014
065598	03/25/2014	W/R	STRS OHIO	20.00	03/31/2014
065599	03/25/2014	W/R	TYLER TECHNOLOGIES INC	4,545.74	03/31/2014
065600	03/25/2014	W/R	TOLEDO EDISON CO.	105.48	03/28/2014
065601	03/25/2014	W/W	TRACI MCCAUDY	155.24	
065602	03/25/2014	W/R	TOSHIBA	938.98	03/31/2014

Check#	Check Date	Org Sta	Vendor Paid	Check Amount	Status Date
065603	03/25/2014	W/R	UPSTART	66.17	03/28/2014
065604	03/25/2014	W/R	VALLEY ELECTRICAL CONSOLIDATED	1,647.91	03/28/2014
065605	03/25/2014	W/R	VANGUARD-SENTINEL CTC	14,530.35	03/27/2014
065606	03/25/2014	W/R	WADSWORTH & ASSOCIATES	514.12	03/27/2014
065607	03/25/2014	W/W	WAL-MART STORES INC.	678.09	
065608	03/25/2014	W/W	WALTERS' BOILER WORKS	358.90	
065609	03/25/2014	W/R	JOSEPH WISE FINE CLOCKS	174.00	03/27/2014
065610	03/25/2014	W/R	WSOS	31,544.77	03/28/2014
065611	03/25/2014	W/R	CONNIE CLOSE	30.46	03/31/2014
065612	03/25/2014	W/R	SHELLEY FANNIN	411.49	03/28/2014
065613	03/25/2014	W/R	SUSAN PECK	25.20	03/26/2014
065614	03/25/2014	W/W	LORI GALLAGHER	33.83	
065615	03/25/2014	W/R	DESIREE SUBSARA	69.89	03/27/2014
065616	03/25/2014	W/R	ROBIN WELCH	948.08	03/27/2014
065617	03/25/2014	W/R	SAME DAY SIGNS	144.00	03/28/2014
065618	03/25/2014	W/R	FREMONT CITY BD. OF EDUC	43,575.30	03/25/2014
065619	03/25/2014	W/R	WOLESLAGEL MOVING	80.00	03/27/2014
065620	03/25/2014	W/R	SANDUSKY CO SANATARY ENGINEER	331.76	03/28/2014
065621	03/25/2014	W/W	KERI VELA	100.80	
065622	03/25/2014	W/R	JENNIFER OWEN	59.99	03/28/2014
065623	03/25/2014	W/W	DIANE DEHRING	58.13	
065624	03/25/2014	W/W	KENDRA NELSON	16.97	
065625	03/25/2014	W/R	BARBARA CARVALHO	89.71	03/31/2014
065626	03/25/2014	W/W	JUAN VELA	144.31	
065627	03/25/2014	W/R	KATHLEEN NALLEY	58.86	03/31/2014
065628	03/25/2014	W/W	LORA GOEBEL	44.13	
065629	03/25/2014	W/W	BETHANY KOCH	32.27	
065630	03/25/2014	W/W	AMY BAUMANN	79.91	
065631	03/25/2014	W/W	MANDI MILLER	80.47	
065632	03/25/2014	W/W	JODY AMOR	45.92	
065633	03/25/2014	W/R	CHAD HOFFMAN	161.78	03/28/2014
065634	03/25/2014	W/W	EMILY CELIZIC	9.39	
065635	03/25/2014	W/W	LEIGH CARROLL	138.69	
065636	03/25/2014	W/R	CHAD BERNDT	193.00	03/28/2014
065637	03/25/2014	W/W	TOM ANWAY	339.00	
065638	03/25/2014	W/R	NICKEE LINDER	430.10	03/27/2014
065639	03/25/2014	W/W	JENNA BELDEN	41.33	
065640	03/25/2014	W/R	VALERIE WIDMER	49.90	03/31/2014
065641	03/25/2014	W/W	AMBER LEACH	11.54	
065642	03/25/2014	W/R	JENNIFER KOPCAK	7.56	03/27/2014
065643	03/25/2014	W/R	SUSAN FRYE	399.17	03/31/2014
065644	03/25/2014	W/W	MEGAN PEUGEOT	257.49	
065645	03/28/2014	W/W	SCHOOL EMPLOYEES RETIREMENT	1,385.98	
065646	03/28/2014	W/W	STATE TEACHERS RETIRE.	8,969.62	
065647	03/25/2014	W/R	OHIO ASSOCIATION OF SECONDARY	185.00	03/31/2014
065648	03/25/2014	W/R	O.P AQUATICS	1,198.38	03/31/2014
065649	03/25/2014	W/R	AT&T	754.53	03/28/2014
065650	03/25/2014	W/W	SARA NADOLNY	70.56	
065651	03/25/2014	W/R	AT&T	4,168.18	03/31/2014
065652	03/25/2014	W/R	SANDUSKY COUNTY POSITIVE	90.00	03/31/2014
065653	03/26/2014	W/W	CAPITAL UNIVERSITY	288.00	
065654	03/26/2014	W/W	THE MELTING POT	925.00	

Check#	Check Date	Org Sta	Vendor Paid	Check Amount	Status Date
065655	03/27/2014	B/B	SUSAN HOFFMAN	110.00	
065656	03/28/2014	W/R	AMAZON.COM	59.98	03/31/2014
065657	03/28/2014	W/R	A T & T	3,127.98	03/31/2014
065658	03/28/2014	W/R	BEST OFFICE PRODUCTS	84.71	03/31/2014
065659	03/28/2014	W/R	REPUBLIC SERVICES	1,926.08	03/31/2014
065660	03/28/2014	W/R	HILTON AUSTON	182.85	03/31/2014
065661	03/28/2014	W/R	HYATT REGENCY	285.00	03/31/2014
065662	03/28/2014	W/R	LUCKY VITAMIN	53.64	03/31/2014
065663	03/28/2014	W/R	MACY'S	225.23	03/31/2014
065664	03/28/2014	W/R	PRECISION ROLLER	62.37	03/31/2014
065665	03/28/2014	W/R	AT & T LONG DISTANCE	170.88	03/31/2014
065666	03/28/2014	W/R	STAPLES ADVANTAGE	1,515.08	03/31/2014
065667	03/28/2014	W/R	UNIVERSITY OF TOLEDO	150.00	03/31/2014
065668	03/28/2014	W/R	VERIZON WIRELESS	6,630.03	03/31/2014
065669	03/28/2014	W/R	AMERICAN EXPRESS	609.60	03/31/2014
065670	03/28/2014	W/W	FIRST PLACE AWARDS	345.00	
065672	03/31/2014	W/W	FOOTBALL COACHES CLINIC	180.00	
852596	03/01/2014	M/M	MINDY MILLER	52.50	
856552	03/06/2014	M/M	LINDSAY VANDERVEEN	192.00	
857292	03/10/2014	M/V	TRACY LYTLE	232.38	03/31/2014
865051	03/20/2014	M/M	JODI L. MOSS	113.00	
866536	03/24/2014	M/M	LINDSAY VANDERVEEN	192.00	
954088	03/03/2014	M/M	US BANK	149.68	
954089	03/04/2014	M/M	BANK OF AMERICA	431.60	
954090	03/07/2014	W/R	OHIO DEPARTMENT OF EDUCATION	211,161.18	03/07/2014
954091	03/13/2014	M/M	SANDUSKY COUNTY AUDITOR	186,336.46	
954092	03/14/2014	M/M	FREMONT CITY SCHOOL	3,365.92	
954093	03/14/2014	M/M	FREMONT CITY SCHOOLS	516.20	
954094	03/14/2014	M/M	FREMONT CITY SCHOOLS	28.10	
954095	03/14/2014	M/M	FREMONT BOE-MEDICARE	11,587.38	
954096	03/19/2014	T/R	FREMONT BRD OF EDUCATION	12.75	03/19/2014
954097	03/21/2014	W/R	OHIO DEPARTMENT OF EDUCATION	232,087.68	03/21/2014
954098	03/28/2014	M/M	FREMONT CITY SCHOOL	3,332.56	
954099	03/03/2014	M/M	MEDICAL MUTUAL OF OHIO	41,620.00	
954100	03/04/2014	M/M	MEDICAL MUTUAL OF OHIO	27,290.79	
954101	03/05/2014	M/M	VSP VISION PLAN	3,250.16	
954102	03/05/2014	M/M	VSP VISION PLAN	438.30	
954103	03/10/2014	M/M	MEDICAL MUTUAL OF OHIO	61,605.89	
954104	03/10/2014	M/M	EXPRESS SCRIPTS, INC	424.20	
954105	03/10/2014	M/M	EXPRESS SCRIPTS, INC	10,820.28	
954106	03/11/2014	M/M	EXPRESS SCRIPTS, INC	13,707.75	
954107	03/11/2014	M/M	EXPRESS SCRIPTS, INC	445.20	
954108	03/11/2014	M/M	EXPRESS SCRIPTS, INC	12,314.03	
954109	03/11/2014	M/M	EXPRESS SCRIPTS, INC	489.30	
954110	03/11/2014	M/M	EXPRESS SCRIPTS, INC	257.52	
954111	03/12/2014	M/M	GUARDIAN LIFE INSURANCE	22,724.40	
954112	03/17/2014	M/M	EXPRESS SCRIPTS, INC	415.80	
954113	03/17/2014	M/M	EXPRESS SCRIPTS, INC	16,040.59	
954114	03/17/2014	M/M	MEDICAL MUTUAL OF OHIO	32,203.01	
954115	03/21/2014	M/M	EXPRESS SCRIPTS, INC	405.30	
954116	03/21/2014	M/M	EXPRESS SCRIPTS, INC	12,698.42	
954117	03/25/2014	M/M	VSP VISION PLAN	418.20	

Check#	Check Date	Org Sta	Vendor Paid	Check Amount	Status Date
954118	03/25/2014	M/M	VSP VISION PLAN	163.44	
954119	03/28/2014	M/M	FREMONT CITY SCHOOLS	308,775.65	
954120	03/28/2014	M/M	FREMONT CITY SCHOOLS	12,367.52	
954121	03/28/2014	M/M	FREMONT BOE-MEDICARE	11,407.60	
954122	03/28/2014	M/M	FREMONT CITY SCHOOLS	3,714.94	
954123	03/28/2014	M/M	FREMONT BOE-MEDICARE	5.46	
954124	03/28/2014	M/M	STRS	213,790.00	
954125	03/28/2014	M/M	SERS	62,218.00	
954130	03/31/2014	M/M	EXPRESS SCRIPTS, INC	447.30	
954131	03/31/2014	M/M	EXPRESS SCRIPTS, INC	11,211.34	
954132	03/31/2014	M/M	MEDICAL MUTUAL OF OHIO	31,204.87	
981867	03/14/2014	C/R	FREMONT CITY BD. OF EDUC	885,763.81	03/14/2014
981868	03/28/2014	C/R	FREMONT CITY BD. OF EDUC	876,976.03	03/28/2014
981869	03/07/2014	W/R	MEAL MAGIC CORP	53.10	04/02/2014
Total Checks Issued				\$ 3,866,041.78	