



Fremont City Schools

James E. Estle, Treasurer
500 W. State Street, Suite A
Fremont, Ohio 43420

Fiscal Year 2014

Dr. Traci L. McCaudy
Superintendent

James Estle
Treasurer

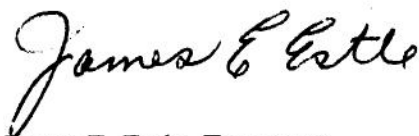
July 18, 2014

Dear Members of the Fremont Board of Education:

The following pages represent the financial status of the Fremont City School District as of June 30, 2014, for all funds submitted for your consideration. Please review the following: General Fund Revenue and Expenditure Analysis, Cash Reconciliation, Active Investments Ledger, Self-Funded Insurance Program, Financial Report by Fund and Monthly Check Register.

If you should have any questions or need additional information, please feel free to contact me at (419) 334-5442 (W) or (440) 724-5785 (C).

Respectfully Submitted,



James E. Estle, Treasurer
Fremont City School District

Fremont City School District

General Fund Analysis

June 30, 2014

	2013-2014	Y-T-D Actual		Variance
	Original Estimate	July 2013 - June 2014	Percent	
	(1)	(2)		(3)
Beginning Balance - July 1, 2013		6,692,861.02		0.00
General Fund *	6,613,325.84			
Uniform Supply Funds	79,535.18			
Revenue	33,590,654.00	37,833,132.91	112.6%	-4,242,478.91
Loan on Income Tax	0.00	0.00		0.00
Real Estate Advance - June 30	0.00	0.00		0.00
	33,590,654.00	37,088,666.61		-3,498,012.61
Expenditures	35,313,063.00	37,203,828.77	105.4%	-1,890,765.77
Encumberance	260,000.00	185,176.46		74,823.54
	35,573,063.00	37,389,005.23		-1,815,942.23
Ending Balance - June 30, 2014	4,710,452.02	6,392,522.40		-1,682,070.38

* Does not include Tax Abatement Fund (\$5,257,507.35)
Original estimate revenue and expenditure taken from five-year forecast.

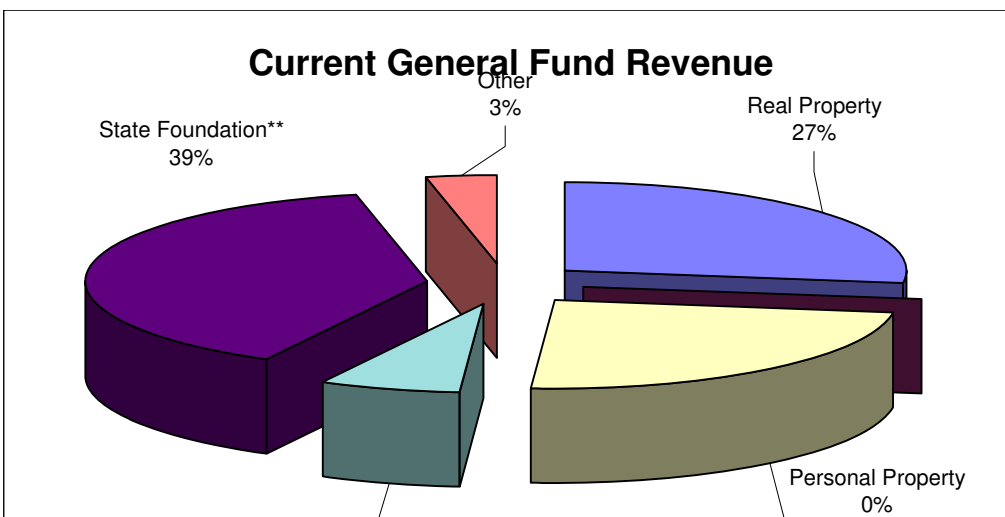
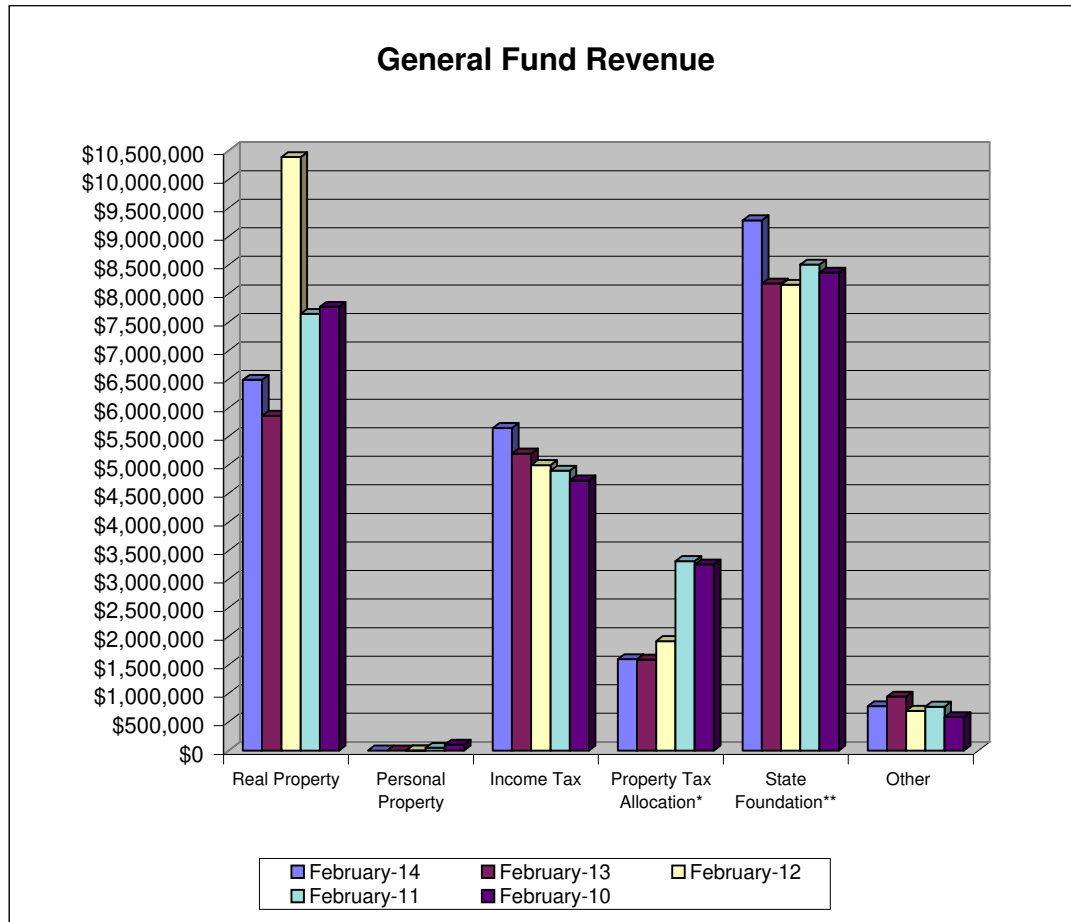
	February-14	February-13	February-12	February-11	February-10	Current Forecast	% Receiver
Real Property	\$6,490,192	\$5,861,016	\$10,390,742	\$7,646,023	\$7,769,731	\$10,556,023	61.48%
Personal Property	\$0	\$817	\$4,266	\$47,350	\$105,108	\$0	0.00%
Income Tax	\$5,647,462	\$5,198,804	\$4,998,613	\$4,900,326	\$4,727,930	\$6,825,000	82.75%
Property Tax Allocation*	\$1,599,308	\$1,593,164	\$1,915,789	\$3,316,106	\$3,259,389	\$3,160,098 *	50.61%
State Foundation**	\$9,285,424	\$8,176,476	\$8,154,465	\$8,508,634	\$8,367,881	\$13,604,776 **	68.25%
Other	\$775,400	\$944,170	\$696,163	\$768,242	\$586,206	\$1,806,478	42.92%
Total	\$23,797,786	\$21,774,447	\$26,160,038	\$25,186,682	\$24,816,244	\$35,952,375	66.19%

Tax Abatement Fund \$16,920 \$16,920

* Includes Homestead/Rollback, Tangible Personal Property Tax Fixed Rate Loss Reimbursement and Electric Deregulation.

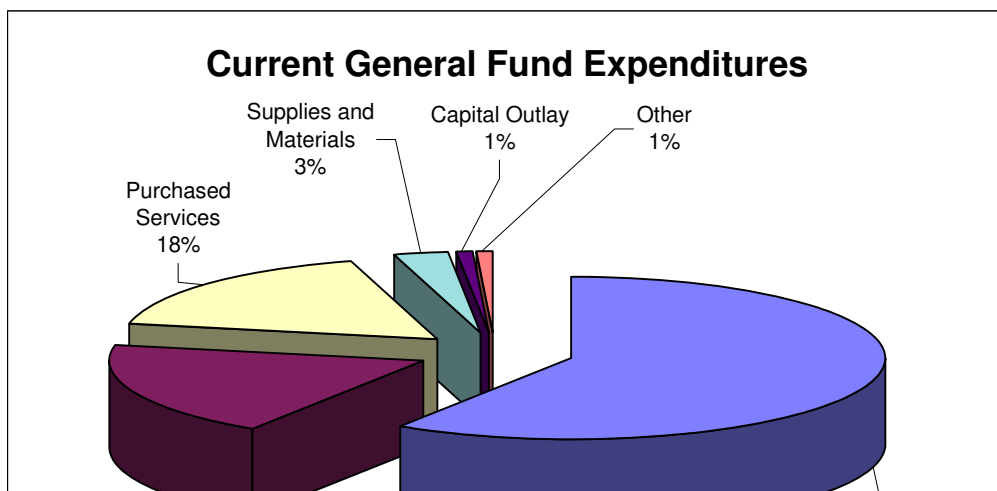
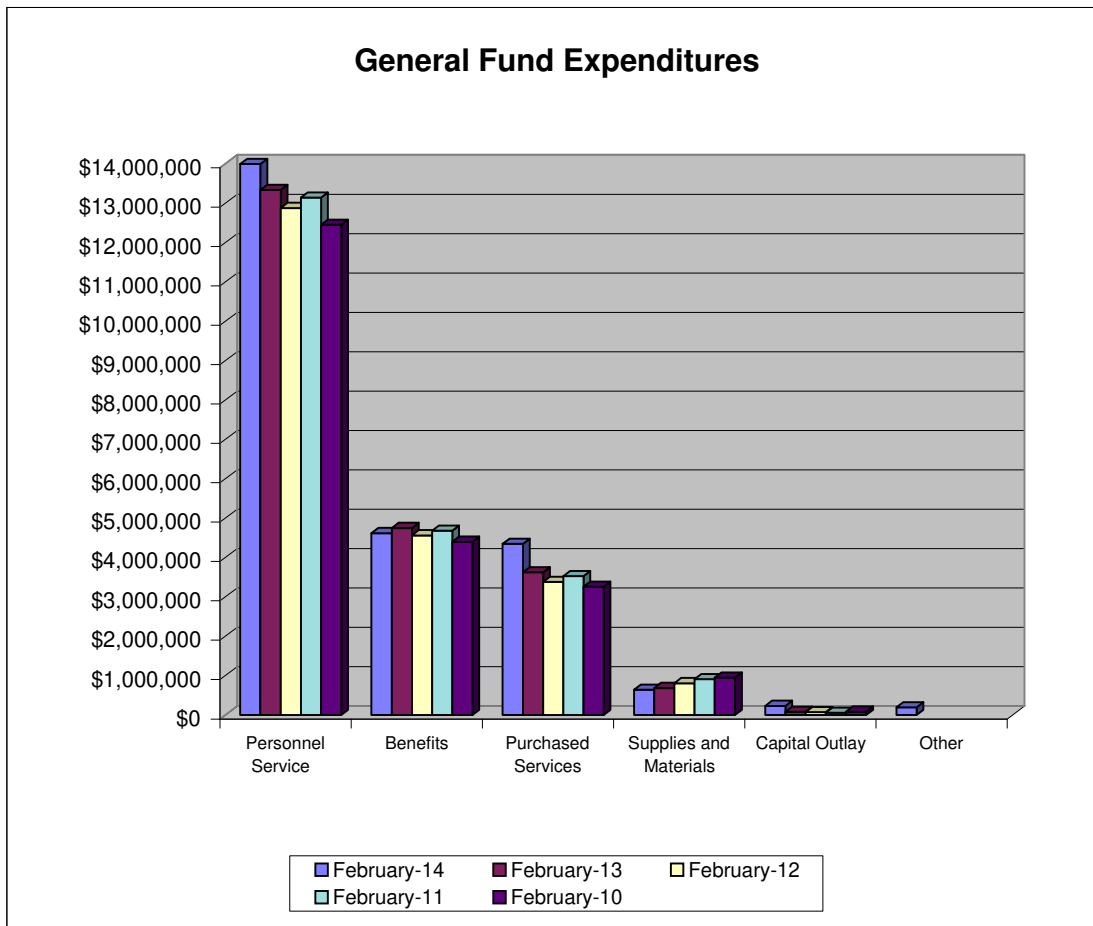
** Includes Casino Revenue in State Foundation beginning January 2013 and Economic Disadvantaged Funding in November 2013.

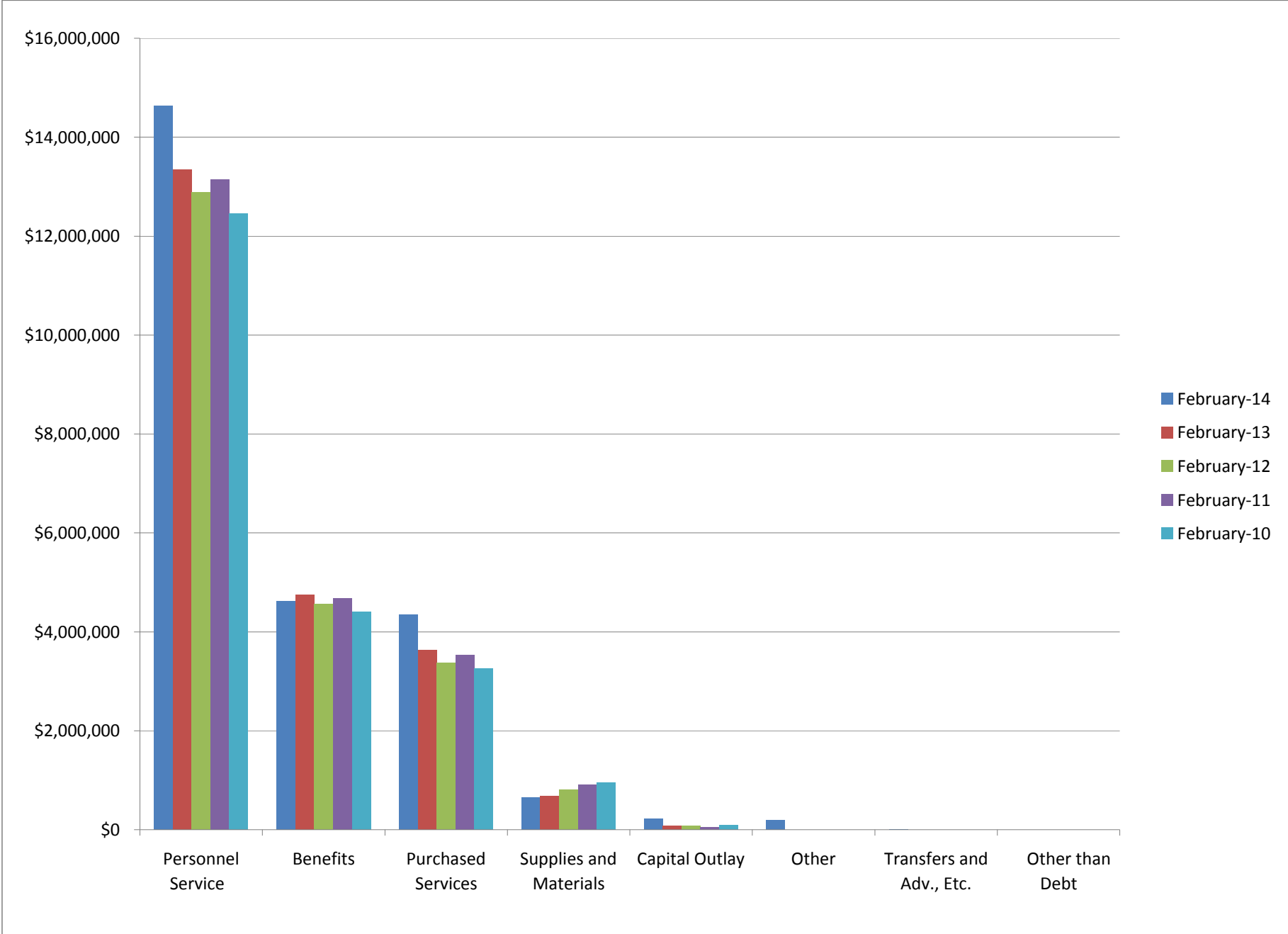
Totals do not include Tax Abatement Fund for purpose of comparison.



	February-14	February-13	February-12	February-11	February-10	Current Forecast	% Expensed
Personnel Service	\$14,633,719	\$13,341,883	\$12,881,050	\$13,146,222	\$12,455,362	\$21,602,413	67.74%
Benefits	\$4,623,309	\$4,753,340	\$4,566,719	\$4,680,837	\$4,403,260	\$7,183,156	64.36%
Purchased Services	\$4,351,377	\$3,627,661	\$3,380,132	\$3,530,043	\$3,258,937	\$6,921,992	62.86%
Supplies and Materials	\$645,227	\$686,892	\$809,680	\$912,079	\$951,614	\$1,229,380	52.48%
Capital Outlay	\$231,064	\$84,423	\$72,906	\$56,289	\$85,588	\$384,796	60.05%
Other	\$196,756	\$249,820	\$423,847	\$259,415	\$250,318	\$569,359	34.56%
Transfers and Adv., Etc. Other than Debt	\$2,407	\$82,409	\$44,937	\$27,317	\$34,198	\$102,407	2.35%
Total	\$24,683,860	\$22,826,430	\$22,179,271	\$22,612,201	\$21,439,277	\$37,993,503	64.97%
Tax Abatement Fund	\$358,679	\$915,151					

Totals do not include Tax Abatement Funds for purpose of comparison.





DATE: 07/09/2014
TIME: 09:48

FREMONT CITY SCHOOL DISTRICT
CASH RECONCILIATION AS OF 06/30/2014

PAGE: 1
(USAEMSED)

	SUB-TOTALS -----	TOTALS -----
Gross Depository Balances:		
GENERAL FUND 344	\$ 3,154,844.89	
STAR OHIO 7017	3,270,104.67	
STAR OHIO 3142	2,283,587.91	
STAR OHIO 3288	644,130.58	
e-bAY 2135	10.67	
FLEX ACCT 3268	14,238.01	
CAFETERIA FUND 3124	38.28	
STAR PLUS 4275	753,875.84	
ATHLETIC TOURNAMENT 022	9,091.64	
US BANK INVESTMENTS	10,094,958.88	

Total Depository Balances (Gross)		\$ 20,224,881.37
Adjustments to Bank Balance:		
Cash in Transit to Bank	\$ 3,216.10	
Outstanding Checks	381,242.91-	
Adjustments	0.00	
0		
0		
0		
0		

Total Adjustments to Bank Balance		378,026.81-
Investments:		
Treasury Bonds and Notes	\$ 0.00	
Certificate of Deposits	2,796,232.44	
Other Securities	0.00	
Other Investments:		

Total Investments		2,796,232.44
Cash on Hand:		
Petty Cash:		
Change Cash:		
Cash with Fiscal Agent	0.00	

Total Cash on Hand		0.00

Total Balances		\$ 22,643,087.00
		=====
Total Fund Balance		\$ 22,643,087.00
		=====
Depository Clearance Accounts:		
PAYROLL CHECKING 352	\$ 18,358.09	

Total Clearance Account Balances		\$ 18,358.09

DATE: 07/09/2014
TIME: 09:48

FREMONT CITY SCHOOL DISTRICT
CASH RECONCILIATION AS OF 06/30/2014

PAGE: 2
(USAEMSED)

SUB-TOTALS

TOTALS

Treasurer



Baird Public Investment Advisors
INCOME - SETTLED TRADES
Fremont City Schools
US Bank Acct #001050970931
Attn: Jim Estle
From 06-01-14 Through 06-30-14

<u>Ex-Date</u>	<u>Pay-Date</u>	<u>Security</u>	<u>Amount</u>
U.S. GOVERNMENT AGENCY NOTES			
06-02-14	06-02-14	Federal Home Ln Bank 0.375% Due 02-19-16	396.98
06-05-14	06-05-14	Federal Home Ln Mtg 0.350% Due 12-05-14	875.00
06-10-14	06-11-14	Federal Home Ln Bank 0.375% Due 06-24-16	-913.28
06-24-14	06-24-14	Federal Home Ln Bank 0.375% Due 06-24-16	984.38
06-27-14	06-27-14	Federal Home Ln Bank 2.000% Due 03-27-19	1,600.00
06-29-14	06-29-14	Federal Home Ln Mtg 1.000% Due 06-29-17	5,000.00
			<hr/> 7,943.08
COMMERCIAL PAPER - COUPON BEARING			
06-11-14	06-11-14	US Bank 0.100% Due 06-25-14	12.71
06-11-14	06-11-14	US Bank 0.100% Due 06-25-14	0.00
06-11-14	06-11-14	US Bank 0.100% Due 06-25-14	0.00
			<hr/> 12.71
NET INCOME			7,955.79



Baird Public Investment Advisors
REALIZED GAINS AND LOSSES - SETTLED TRADES
Fremont City Schools
US Bank Acct #001050970931
Attn: Jim Estle
From 06-01-14 Through 06-30-14

Open Date	Close Date	Quantity	Security	Cost Basis	Proceeds	Gain Or Loss	
						Short Term	Long Term
03-12-14	06-02-14	370,000	Federal Home Ln Bank 0.375% Due 02-19-16	369,829.80	370,499.50	669.70	
03-27-14	06-27-14	320,000	Federal Home Ln Bank 2.000% Due 03-27-19	319,984.00	320,000.00	16.00	
TOTAL GAINS						685.70	0.00
TOTAL LOSSES						0.00	0.00
TOTAL REALIZED GAIN/LOSS				685.70	685.70	685.70	0.00



Baird Public Investment Advisors
INCOME - SETTLED TRADES
Fremont City Schools
US Bank Acct #001050970931
Attn: Jim Estle
From 06-01-14 Through 06-30-14

<u>Ex-Date</u>	<u>Pay-Date</u>	<u>Security</u>	<u>Amount</u>
U.S. GOVERNMENT AGENCY NOTES			
06-02-14	06-02-14	Federal Home Ln Bank 0.375% Due 02-19-16	396.98
06-05-14	06-05-14	Federal Home Ln Mtg 0.350% Due 12-05-14	875.00
06-10-14	06-11-14	Federal Home Ln Bank 0.375% Due 06-24-16	-913.28
06-24-14	06-24-14	Federal Home Ln Bank 0.375% Due 06-24-16	984.38
06-27-14	06-27-14	Federal Home Ln Bank 2.000% Due 03-27-19	1,600.00
06-29-14	06-29-14	Federal Home Ln Mtg 1.000% Due 06-29-17	5,000.00
			<hr/>
			7,943.08
COMMERCIAL PAPER - COUPON BEARING			
06-11-14	06-11-14	US Bank 0.100% Due 06-25-14	12.71
06-11-14	06-11-14	US Bank 0.100% Due 06-25-14	0.00
06-11-14	06-11-14	US Bank 0.100% Due 06-25-14	0.00
			<hr/>
			12.71
NET INCOME			7,955.79



Baird Public Investment Advisors
REALIZED GAINS AND LOSSES - SETTLED TRADES
Fremont City Schools
US Bank Acct #001050970931
Attn: Jim Estle
From 06-01-14 Through 06-30-14

Open Date	Close Date	Quantity	Security	Cost Basis	Proceeds	Gain Or Loss	
						Short Term	Long Term
03-12-14	06-02-14	370,000	Federal Home Ln Bank 0.375% Due 02-19-16	369,829.80	370,499.50	669.70	
03-27-14	06-27-14	320,000	Federal Home Ln Bank 2.000% Due 03-27-19	319,984.00	320,000.00	16.00	
TOTAL GAINS						685.70	0.00
TOTAL LOSSES						0.00	0.00
TOTAL REALIZED GAIN/LOSS				685.70	685.70	685.70	0.00

FREMONT CITY SCHOOL DISTRICT
Self-Funded Insurance Program

June 30, 2014

Beginning Balance - June 1, 2014 \$ 349,407.85

REVENUE

Board of Education Contributions	\$ 405,421.52	
Employee Contributions	\$ 56,483.64	
Other	\$ 24,364.96	
Total Revenue		\$ 486,270.12

EXPENDITURES

Medical Claims	\$ 215,700.86	
Dental Claims	\$ 12,615.20	
Prescription Drug Claims	\$ 48,626.27	
Vision Claims	\$ 1,641.10	
Administrative Fees:	\$ 1,792.05	
Medical Mutual		
Dental		
Express Scripts	\$ 1,222.20	
Vision Service Plan	\$ 569.85	
Stop Loss Insurance		
Broker Fees		
COBRA		
Other	\$ -	
Total Expenditures		\$ 280,375.48

Monthly Profit/(Loss) \$ 205,894.64

Ending Balance - June 30, 2014 \$ 555,302.49

-- Options Summary --

Summary or detail report? (S,D) D
Output file: FINSUM.TXT
Print options page? (Y,N) Y
Generate FINDET report for comparison? (Y,N) N
!Sort options: FS
Include funds with zero balances in all fields? (Y,N) Y
Include future encumbrance amounts? (Y,N) N

BAT_FINSUM executed by FREMONT_NC on node NOECA3:: at 9-JUL-2014 09:46:04.82

Date: 07/09/2014
 Time: 9:46 am

FREMONT CITY SCHOOL DISTRICT
 Financial Report by Fund/SCC

Page: 1
 (FINSUM)

Fund #	Fund Description	FYTD Receipts	MTD Expenditures	FYTD Expenditures	Current Fund Balance	Current Encumbrances	Unencumbered Fund Balance	Bank Code
001 0000	GENERAL FUND	36,383,346.34	3,358,319.34	36,361,319.59	6,260,342.74	253,222.56	6,007,120.18	
	6,238,315.99	1,784,071.89						
001 9000	TECHNOLOGY FUND - DISTRICT WIDE	20,984.57	0.00	28,089.90	0.00	0.00	0.00	
	7,105.33	6,971.44						
001 9001	GENERAL FEE - ATKINSON	6,777.71	0.00	6,892.71	0.00	0.00	0.00	
	115.00	4,625.21						
001 9002	GENERAL FEE - CROGHAN	4,756.04	570.00	6,538.90	0.00	0.00	0.00	
	1,782.86	2,995.09						
001 9003	GENERAL FEE - HAYES	6,209.14	0.00	7,164.02	0.00	0.00	0.00	
	954.88	4,181.24						
001 9004	GENERAL FEE - LUTZ	4,532.50	757.33	2,894.32	7,593.96	0.00	7,593.96	
	5,955.78	200.00						
001 9005	GENERAL FEE - OTIS	6,934.23	1,245.50	7,918.62	0.00	0.00	0.00	
	984.39	4,886.73						
001 9006	GENERAL FEE - STAMM	11,079.37	500.00	11,248.68	0.00	0.00	0.00	
	169.31	6,958.88						
001 9007	GENERAL FEE - WASHINGTON	2,137.50	0.00	940.54	4,501.49	0.00	4,501.49	
	3,304.53	25.00						
001 9008	GENERAL FEE - ATKINSON	0.00	0.00	0.00	0.00	0.00	0.00	
	0.00	0.00						
001 9009	GENERAL FEE - CROGHAN	0.00	0.00	0.00	0.00	0.00	0.00	
	0.00	0.00						
001 9010	FMS-SIXTH GRADE STUDENT FEES YR 11-12	50.00	0.00	706.21	50.00	0.00	50.00	
	706.21	12.50						
001 9013	GENERAL FEE - STAMM	0.00	0.00	1,700.49	0.00	0.00	0.00	
	1,700.49	0.00						
001 9020	GENERAL FEE - STAMM	0.00	0.00	0.00	0.00	0.00	0.00	
	0.00	0.00						
001 9050	ELEMENTARY MUSIC	700.51	0.00	722.51	0.00	0.00	0.00	
	22.00	690.51						
001 9100	WORKBOOKS - ROSS	1,083.25	0.00	1,451.69	756.61	0.00	756.61	
	1,125.05	175.50						

Date: 07/09/2014
 Time: 9:46 am

FREMONT CITY SCHOOL DISTRICT
 Financial Report by Fund/SCC

Page: 2
 (FINSUM)

Fund #	Fund Description	FYTD Receipts	MTD Expenditures	FYTD Expenditures	Current Fund Balance	Current Encumbrances	Unencumbered Fund Balance	Bank Code
001 9101	ROSS ID TAGS 6,047.84	163.50	1,499.50	0.00	1,086.26	6,461.08	0.00	6,461.08
001 9102	SAFETY GLASSES - ROSS 203.55	0.00	21.00	0.00	184.00	40.55	0.00	40.55
001 9103	ART FUND - ROSS 4,779.93	997.12	8,611.19	3.86	11,816.55	1,574.57	160.42	1,414.15
001 9104	HOME ECONOMICS - ROSS 1,081.85	764.93	2,178.69	59.73	3,260.54	0.00	0.00	0.00
001 9105	WOODS - ROSS 2,302.11	1,422.39	3,798.02	0.00	6,100.13	0.00	0.00	0.00
001 9106	ENERGY & POWER - ROSS 2,691.66	30.00	150.00	0.00	202.82	2,638.84	0.00	2,638.84
001 9107	METALS - ROSS 1,123.74	0.00	0.00	0.00	0.00	1,123.74	0.00	1,123.74
001 9108	COMPUTER TECHNOLOGY - ROSS 8,020.05	98.00	1,288.75	1,109.00	1,800.03	7,508.77	149.98	7,358.79
001 9109	PHOTOGRAPHY - ROSS 741.67	804.91	5,279.41	0.00	6,021.08	0.00	152.36	152.36-
001 9110	SCIENCE - ROSS 3,715.93	6,594.77	14,362.05	281.69	18,077.98	0.00	0.00	0.00
001 9111	BUSINESS - ROSS 2,650.85	60.00	1,660.25	296.00	3,180.88	1,130.22	0.00	1,130.22
001 9112	ENGINEERING DESIGN - ROSS 686.67	0.00	0.00	0.00	0.00	686.67	0.00	686.67
001 9113	MATH/ROSS 1,887.23	288.75	1,951.50	0.00	2,648.10	1,190.63	0.00	1,190.63
001 9114	APPLIED MANUFACTURING & TECHNOLOGY 1,428.72	0.00	0.00	0.00	0.00	1,428.72	0.00	1,428.72
001 9115	ROSS PARKING 2,129.21	80.00	4,185.00	0.00	2,454.63	3,859.58	750.00	3,109.58
001 9116	FIRST AID & SAFETY/ROSS 667.17	0.00	116.00	0.00	0.00	783.17	0.00	783.17

Date: 07/09/2014
 Time: 9:46 am

FREMONT CITY SCHOOL DISTRICT
 Financial Report by Fund/SCC

Page: 3
 (FINSUM)

Fund #	Fund Description	FYTD Receipts	MTD Expenditures	FYTD Expenditures	Current Fund Balance	Current Encumbrances	Unencumbered Fund Balance	Bank Code
001 9117	BIOLOGY AP/ROSS 0.00 74.71	367.71	0.00	367.71	0.00	0.00	0.00	
001 9118	CHEMISTRY AP/ROSS 2,014.49 25.00	300.00	0.00	400.00	1,914.49	0.00	1,914.49	
001 9119	PHYSICS AP/ROSS 1,333.46 50.00-	1,555.00	52.08-	1,764.08	1,124.38	0.00	1,124.38	
001 9120	BAND - ROSS 1,794.27 341.25	3,515.90	0.00	3,725.00	1,585.17	775.00	810.17	
001 9121	GOVERNMENT - ROSS 340.98 0.00	0.00	0.00	0.00	340.98	0.00	340.98	
001 9122	MUSIC DEPARTMENT CLEANING FEES 743.98 0.00	0.00	75.00	395.00	348.98	0.00	348.98	
001 9123	SCHOOL PLANNERS 1,595.04 312.50	2,925.97	0.00	4,236.00	285.01	0.00	285.01	
001 9125	FOREIGN LANGUAGES - ROSS 1,025.75 2,430.21	4,964.66	0.00	5,990.41	0.00	0.00	0.00	
001 9200	MIDDLE SCHOOL CALCULATORS 966.35 3,247.31	4,899.96	0.00	5,866.31	0.00	0.00	0.00	
001 9201	MIDDLE SCHOOL ID TAGS/PLANNERS 456.50 465.71	2,048.42	0.00	2,504.92	0.00	0.00	0.00	
001 9203	ART - MIDDLE SCHOOL 148.66 3,073.16	5,988.16	0.00	6,136.82	0.00	0.00	0.00	
001 9205	MATERIALS & PROCESSING - MIDDLE SCHOOL 629.50 1,421.15	2,566.65	0.00	3,196.15	0.00	0.00	0.00	
001 9206	FMS-CULTURAL CONNECTION-FOREIGN LANGUAGE 0.00 5.56	41.56	0.00	41.56	0.00	0.00	0.00	
001 9210	SCIENCE - MIDDLE SCHOOL 918.79 3,513.01	5,277.01	0.00	6,195.80	0.00	0.00	0.00	
001 9211	CHOIR - MIDDLE SCHOOL 52.50 483.00	630.00	0.00	682.50	0.00	0.00	0.00	
001 9212	BAND - MIDDLE SCHOOL 730.42 3,666.62	4,432.37	62.25-	5,162.79	0.00	0.00	0.00	

Date: 07/09/2014
 Time: 9:46 am

FREMONT CITY SCHOOL DISTRICT
 Financial Report by Fund/SCC

Page: 4
 (FINSUM)

Fund #	Fund Description	FYTD	MTD	FYTD	Current	Current	Unencumbered	Bank
Begin	MTD	Receipts	Expenditures	Expenditures	Fund	Encumbrances	Fund	Balance
Balance	Receipts				Balance		Balance	Code
001 9213	INDUSTRIAL TECH - MIDDLE SCHOOL							
378.43	2,297.22	3,333.22	0.00	3,711.65	0.00	0.00	0.00	
001 9214	COMPUTER & KEYBOARDING - MIDDLE SCHOOL							
1,975.55	17.50	246.50	0.00	450.00	1,772.05	0.00	1,772.05	
001 9216	ORCHESTRA - MIDDLE SCHOOL							
346.50	83.00	345.50	0.00	424.21	267.79	0.00	267.79	
001 9300	BUS PURCHASES - STATE MONIES							
0.00	0.00	0.00	0.00	0.00	0.00	0.00	0.00	
001 9301	HANDICAPPED BUS PURCHASES - STATE MONIES							
0.00	0.00	0.00	0.00	0.00	0.00	0.00	0.00	
001 9302	BUS PURCHASES - LOCAL							
4,050.00	0.00	0.00	0.00	0.00	4,050.00	0.00	4,050.00	
001 9303	MEDICAID SCHOOL PROGRAM							
225,567.32	31,866.94	354,925.48	11,950.48	124,938.06	455,554.74	5,900.00	449,654.74	
001 9304	TAX ABATEMENT							
4,955,335.89	19,600.00	712,520.36	111,590.52	385,852.40	5,282,003.85	0.00	5,282,003.85	
001 9305	AUCTION FUNDING							
50,887.70	0.00	0.00	0.00	736.00	50,151.70	0.00	50,151.70	
001 9306	CASINO REVENUE							
89,709.43	0.00	216,494.61	85,785.36	131,237.15	174,966.89	3,384.96	171,581.93	
001 9600	BAND - ROSS							
2,496.69	5,325.50	10,453.25	58.50	12,949.94	0.00	200.00	200.00-	
001 9601	ELEMENTARY BAND - DISTRICT WIDE							
50.00	0.00	120.00	0.00	0.00	170.00	0.00	170.00	
001 9602	ELEMENTARY ORCHESTRA - DISTRICT WIDE							
230.00	0.00	510.00	0.00	0.00	740.00	0.00	740.00	
001 9603	ORCHESTRA - ROSS							
1,812.97	0.00	152.50	0.00	1,411.79	553.68	734.41	180.73-	
001 9604	CHOIR - ROSS							
205.74	569.49	825.60	0.00	1,031.34	0.00	731.82	731.82-	
002 9004	NOTE - INCOME TAX							
300.67	0.00	0.00	0.00	0.00	300.67	0.00	300.67	

Date: 07/09/2014
 Time: 9:46 am

FREMONT CITY SCHOOL DISTRICT
 Financial Report by Fund/SCC

Page: 6
 (FINSUM)

Fund #	Fund Description	FYTD Receipts	MTD Expenditures	FYTD Expenditures	Current Fund Balance	Current Encumbrances	Unencumbered Fund Balance	Bank Code
007 9000	A C NICHOLS CHARITABLE TRUST	6,884.38	1,152.00	0.00	8,036.38	0.00	8,036.38	
007 9035	PEARL SETZLER TRUST FUND	95,840.56	1,012.39	0.00	96,852.95	0.00	96,852.95	
007 9050	DORA O'FARRELL ART SCHOLARSHIP FUND	1,000.00	0.00	0.00	1,000.00	0.00	1,000.00	
007 9103	SARA HORN MEMORIAL SCHOLARSHIP	17,041.10	4,814.29	1,217.71	20,637.68	0.00	20,637.68	
007 9104	SARA HORN MEMORIAL SCHOLARSHIP INTEREST	12.60	45.48	0.00	58.08	0.00	58.08	
007 9105	SENIOR WOMEN'S SERVICE AWARD	4,900.00	0.00	139.00	4,761.00	0.00	4,761.00	
007 9106	SENIOR WOMEN'S SERVICE AWARD INTEREST	0.00	0.00	0.00	0.00	0.00	0.00	
007 9150	DORA O'FARRELL ART SCHOLARSHIP INTEREST	953.45	8.57	250.00	712.02	0.00	712.02	
007 9201	LAURA KRIDLER TRUST FUND	1,000.00	0.00	0.00	1,000.00	0.00	1,000.00	
007 9202	MARGARET FOX TRUST FUND	1,000.00	0.00	0.00	1,000.00	0.00	1,000.00	
007 9206	BERTHA YOUNGMAN TRUST FUND	1,000.00	0.00	0.00	1,000.00	0.00	1,000.00	
007 9207	IMOGENE FORSYTH TRUST FUND	500.00	0.00	0.00	500.00	0.00	500.00	
007 9601	LAURA KRIDLER TRUST INTEREST	33.66	7.59	0.00	41.25	0.00	41.25	
007 9602	MARGARET FOX INTEREST	1,233.17	6.52	0.00	1,239.69	0.00	1,239.69	
008 9100	ALBERT D. HETRICK SCHOLARSHIP FUND	0.00	0.00	0.00	0.00	0.00	0.00	
008 9101	GENE H. PERRY SCHOLARSHIP	127,314.05	0.00	3,144.00	124,170.05	0.00	124,170.05	

Date: 07/09/2014
 Time: 9:46 am

FREMONT CITY SCHOOL DISTRICT
 Financial Report by Fund/SCC

Page: 7
 (FINSUM)

Fund #	Fund Description	FYTD	MTD	FYTD	Current	Current	Unencumbered Bank		
Begin	MTD	Receipts	Expenditures	Expenditures	Fund Balance	Encumbrances	Fund Balance Code		
Balance	Receipts								
008 9102	GENE H. PERRY SCHOLARSHIP INTEREST	0.00	0.00	1,354.01	0.00	856.00	498.01	0.00	498.01
008 9203	MARY HEDRICK TRUST FUND	1,000.00	0.00	0.00	0.00	0.00	1,000.00	0.00	1,000.00
008 9204	LINDA SCHWARTZ TRUST FUND	3,000.00	0.00	0.00	0.00	0.00	3,000.00	0.00	3,000.00
008 9205	CHARLES FOX TRUST FUND	10,000.00	0.00	0.00	0.00	0.00	10,000.00	0.00	10,000.00
008 9400	EDWARD L. FORGATSCH SCHOLARSHIP FUND	4,500.00	0.00	0.00	0.00	0.00	4,500.00	0.00	4,500.00
008 9401	BETH ISRAEL CONGREGATION AWARD	4,500.00	0.00	0.00	0.00	0.00	4,500.00	0.00	4,500.00
008 9407	G. ALEX CLARK SCHOLARSHIP	10,000.00	0.00	0.00	0.00	0.00	10,000.00	0.00	10,000.00
008 9500	ALBERT D. HETRICK SCHOLARSHIP INTEREST	0.00	0.00	0.00	0.00	0.00	0.00	0.00	0.00
008 9501	CLASS OF 1950 SCHOLARSHIP FUND	40,267.18	0.00	50.00	0.00	0.00	40,317.18	0.00	40,317.18
008 9508	AMERICAN ASSOC OF UNIV WOMEN - PRINCIPAL	5,000.00	0.00	0.00	0.00	0.00	5,000.00	0.00	5,000.00
008 9599	HOWARD W. NOWELS FOUNDATION	27,935.08	0.00	1,000.00	0.00	0.00	28,935.08	0.00	28,935.08
008 9600	EDWARD FORGATSCH SCHOLARSHIP INTEREST	16.28	0.00	34.11	0.00	0.00	50.39	0.00	50.39
008 9601	BETH ISRAEL CONGREGATION INTEREST	66.92	1.73	38.57	0.00	100.00	5.49	0.00	5.49
008 9603	MARY HEDRICK INTEREST	682.37	0.00	5.27	0.00	0.00	687.64	0.00	687.64
008 9604	LINDA SCHWARTZ SCHOLARSHIP INTEREST	82.42	1.15	25.72	0.00	100.00	8.14	0.00	8.14
008 9605	CHARLES FOX SCHOLARSHIP INTEREST	5,406.67	4.67	55.01	0.00	0.00	5,461.68	0.00	5,461.68

Date: 07/09/2014
 Time: 9:46 am

FREMONT CITY SCHOOL DISTRICT
 Financial Report by Fund/SCC

Page: 8
 (FINSUM)

Fund #	Fund Description	FYTD Receipts	MTD Expenditures	FYTD Expenditures	Current Fund Balance	Current Encumbrances	Unencumbered Fund Balance	Bank Code	
008 9607	G. ALEX CLARK SCHOLARSHIP INTEREST	37.93	5.09	65.14	0.00	0.00	103.07	0.00	103.07
008 9608	AMERICAN ASSOC OF UNIV WOMEN - INTEREST	123.32	0.00	37.90	0.00	100.00	61.22	0.00	61.22
008 9699	HOWARD NOWELS FOUNDATION INTEREST	41.30	41.30	163.85	0.00	163.85	41.30	0.00	41.30
008 9701	CLASS OF 1950 SCHOLARSHIP INTEREST	162.40	20.37	260.35	0.00	300.00	122.75	0.00	122.75
008 9801	CAROLYN RHODES SCHOLARSHIP FUND	63,991.28	0.00	6,567.00	0.00	0.00	70,558.28	0.00	70,558.28
008 9901	CAROLYN RHODES - INTEREST	624.82	0.00	405.17	0.00	500.00	529.99	0.00	529.99
010 9800	2008 ENP CLASSROOM FAC.- STATE	702,424.64	0.00	9,303.46	0.00	14,290.83	697,437.27	43,824.74	653,612.53
010 9801	2008 CLASSROOM FAC. INTEREST - STATE	4,683.02	15.93	151.28	0.00	0.00	4,834.30	0.00	4,834.30
010 9802	2008 ENP CLASSROOM FAC. - LOCAL	2,593,012.98	0.00	0.00	0.00	705,686.66	1,887,326.32	0.00	1,887,326.32
010 9803	2008 CLASSROOM FAC. INTEREST - LOCAL	387,374.21	56.49	543.46	0.00	0.00	387,917.67	0.00	387,917.67
010 9804	RETAINED EARNINGS	384.63	0.00	54.66	0.00	438.06	1.23	0.00	1.23
014 0000	INTERNAL SERVICE ROTARY FUND	147.39	398.38-	0.00	0.00	0.00	147.39	0.00	147.39
014 9003	AMERICAN HISTORY GRANT	0.00	0.00	0.00	0.00	0.00	0.00	0.00	0.00
018 9000	LEARNING RESOURCE CENTER	29.77	0.00	0.00	0.00	0.00	29.77	0.00	29.77
018 9001	ELEMENTARY CURRICULUM	3,326.44	0.00	0.00	0.00	0.00	3,326.44	0.00	3,326.44
018 9003	SUPERINTENDENT - CAMPUS WEAR	2,322.95	0.00	513.00	0.00	2,020.00	815.95	0.00	815.95

Date: 07/09/2014
 Time: 9:46 am

FREMONT CITY SCHOOL DISTRICT
 Financial Report by Fund/SCC

Page: 10
 (FINSUM)

Fund #	Fund Description	FYTD Receipts	MTD Expenditures	FYTD Expenditures	Current Fund Balance	Current Encumbrances	Unencumbered Fund Balance	Bank Code
018 9306	ART FUND - CROGHAN	0.00	0.00	0.00	0.00	0.00	0.00	
018 9400	CROGHAN LIBRARY	1,221.56	125.23	4,341.28	1,105.18	0.00	1,105.18	
018 9404	PRINCIPAL'S ACCOUNT/CROGHAN	4,620.87	63.46-	3,106.48	2,592.00	0.00	2,592.00	
018 9500	HAYES LIBRARY	1,771.78	135.18	4,034.35	792.33	217.69	574.64	
018 9505	PRINCIPAL'S ACCOUNT/HAYES	4,847.53	48.40-	378.30	1,615.42	0.00	1,615.42	
018 9506	HAYES - MAKE A DIFFERENCE CLUB	476.83	525.22	4,872.37	5,484.02	0.00	5,484.02	
018 9600	LUTZ LIBRARY	1,269.16	125.23	4,055.06	2,260.40	0.00	2,260.40	
018 9606	PRINCIPAL'S ACCOUNT/LUTZ	8,086.84	0.00	3,182.85	6,835.08	0.00	6,835.08	
018 9700	OTIS LIBRARY	1,824.79	3,131.38	8,398.06	1,304.35	125.40	1,178.95	
018 9707	PRINCIPAL'S ACCOUNT/OTIS	761.54	0.00	646.38	793.00	0.00	793.00	
018 9800	STAMM LIBRARY	1,064.00	152.17	4,867.82	119.64	0.00	119.64	
018 9808	PRINCIPAL'S ACCOUNT/STAMM	4,916.22	263.65	1,160.91	6,835.72	0.00	6,835.72	
018 9900	WASHINGTON LIBRARY	1,282.79	80.28	3,953.67	430.99	171.14	259.85	
018 9904	WASHINGTON - MAKE A DIFFERENCE	277.48	36.00	428.10	158.38	0.00	158.38	
018 9905	MAKE A DIFFERENCE - FREMONT MIDDLE SCHOOL	53.54	0.00	0.00	73.54	0.00	73.54	
018 9909	PRINCIPAL'S ACCOUNT/WASHINGTON	2,946.27	50.00	653.15	3,255.86	0.00	3,255.86	

Date: 07/09/2014
 Time: 9:46 am

FREMONT CITY SCHOOL DISTRICT
 Financial Report by Fund/SCC

Page: 11
 (FINSUM)

Fund #	Fund Description	FYTD Receipts	MTD Expenditures	FYTD Expenditures	Current Fund Balance	Current Encumbrances	Unencumbered Fund Balance	Bank Code
018 9999	TECHNOLOGY							
	249.92	200.00	1,200.00	0.00	1,249.90	200.02	0.00	200.02
019 9000	TAX ABATEMENT							
	0.00	0.00	0.00	0.00	0.00	0.00	0.00	0.00
019 9001	HEINZ MENTORING GRANT							
	1,364.00	0.00	0.00	160.27	1,088.65	275.35	94.48	180.87
019 9002	BUCKEYE HEALTHY SCHOOL ALLIANCE GRANT							
	0.00	0.00	0.00	0.00	0.00	0.00	0.00	0.00
019 9003	SCHOOL GRANTS FOR HEALTHY KIDS							
	1,444.42	0.00	0.00	0.00	0.00	1,444.42	0.00	1,444.42
019 9007	EDUCATION TO REDUCE RISKY BEHAVIORS IN YOUTH							
	158.50	0.00	0.00	0.00	158.50	0.00	0.00	0.00
019 9103	GOOD BEGINNINGS 2002-03							
	0.00	0.00	0.00	0.00	0.00	0.00	0.00	0.00
019 9114	KINDER ACADEMY - UNITED WAY							
	1,132.80	0.00	0.00	825.09	825.09	307.71	0.00	307.71
019 9115	PROJECT ATTEND - UNITED WAY							
	4,164.41	338.80	4,065.60	531.73	4,456.04	3,773.97	39.45	3,734.52
019 9116	ACE MENTORING - UNITED WAY							
	1,499.18	349.18	4,190.16	0.00	4,535.93	1,153.41	232.19	921.22
019 9117	PARENT/COMMUNITY INVOLVEMENT-UNITED WAY							
	0.00	0.00	0.00	0.00	0.00	0.00	0.00	0.00
019 9201	FUEL UP TO PLAY 60 - ROSS							
	224.31	0.00	0.00	0.00	0.00	224.31	0.00	224.31
019 9202	FUEL UP TO PLAY 60 - STAMM							
	962.36	0.00	0.00	0.00	0.00	962.36	0.00	962.36
019 9203	FUEL UP TO PLAY 60 - WASHINGTON							
	691.06	0.00	0.00	0.00	0.00	691.06	0.00	691.06
019 9301	FMS YOUTH ASSET TEAM 1							
	0.74	0.00	350.00	350.74	350.74	0.00	0.00	0.00
019 9302	FMS YOUTH ASSET TEAM 2							
	350.00	0.00	350.00	662.66	662.66	37.34	37.34	0.00

Date: 07/09/2014
 Time: 9:46 am

FREMONT CITY SCHOOL DISTRICT
 Financial Report by Fund/SCC

Page: 12
 (FINSUM)

Fund #	Fund Description	FYTD Receipts	MTD Expenditures	FYTD Expenditures	Current Fund Balance	Current Encumbrances	Unencumbered Fund Balance	Bank Code
019 9800	HIGH SCHOOLS THAT WORK 2,959.60 0.00	0.00	0.00	0.00	2,959.60	0.00	2,959.60	
022 9300	ATHLETIC TOURNAMENT ACCOUNT 0.00 0.00	44,009.98	426.67-	34,548.37	9,461.61	55.00	9,406.61	
022 9320	MIDDLE SCHOOL STAFF FUND 68.25 0.00	0.00	68.25	68.25	0.00	0.00	0.00	
022 9321	"DENIM DROP"/MIDDLE SCHOOL STAFF 225.62 0.00	0.00	213.39	213.39	12.23	0.00	12.23	
022 9360	ROSS HIGH FACULTY FUND 636.53 0.00	522.30	24.95	578.20	580.63	0.00	580.63	
022 9930	EDUCATIONAL INNOVATIVE GRANT 0.00 0.00	0.00	0.00	0.00	0.00	0.00	0.00	
022 9999	UNCLAIMED MONIES 241.09 0.00	3,312.82	0.00	2,917.00	636.91	0.00	636.91	
024 0000	SELF-INSURANCE PROGRAM 643,329.40 486,270.12	4,443,929.32	280,375.48	4,531,956.23	555,302.49	44,533.00	510,769.49	
024 9000	FLEX BENEFITS 9,585.91 15,640.76	131,148.56	14,854.39	127,398.06	13,336.41	960.94	12,375.47	
027 0000	WORKMANS COMP.-SELF INS 416,092.38 7,187.62	227,894.63	197,334.34	208,821.47	435,165.54	380.00	434,785.54	
031 0000	UNDERGROUND STORAGE TANKS 11,000.00 0.00	0.00	0.00	0.00	11,000.00	0.00	11,000.00	
034 0000	CLASSROOM FAC. MAINT. 1,247,807.19 0.00	285,000.00	12,317.79	73,805.05	1,459,002.14	5,083.35	1,453,918.79	
200 9100	A CAPPELLA CHOIR 4,121.39 96.00	2,364.00	0.00	1,916.00	4,569.39	300.00	4,269.39	
200 9101	AMERICAN FIELD SERVICE 420.78 0.00	0.00	0.00	140.80	279.98	0.00	279.98	
200 9102	YEARBOOK - ROSS ANNUAL 5,094.22 2,162.50	21,481.50	0.00	10,850.69	15,725.03	6,000.00	9,725.03	
200 9103	ART CLUB 5,350.29 50.00	136.00	72.00	3,160.91	2,325.38	0.00	2,325.38	

Date: 07/09/2014
 Time: 9:46 am

FREMONT CITY SCHOOL DISTRICT
 Financial Report by Fund/SCC

Page: 13
 (FINSUM)

Fund #	Fund Description	FYTD Receipts	MTD Expenditures	FYTD Expenditures	Current Fund Balance	Current Encumbrances	Unencumbered Fund Balance	Bank Code
200 9104	FREMONT ROSS BAND 7,098.00	3,431.00	8,533.50	0.00	11,508.80	4,122.70	3,400.00	722.70
200 9105	INTERNATIONAL RELATIONS CLUB-ROSS 2,190.44	0.00	0.00	0.00	144.00	2,046.44	0.00	2,046.44
200 9106	FUTURE TEACHERS OF AMERICA-ROSS 284.92	0.00	0.00	0.00	0.00	284.92	0.00	284.92
200 9107	CHATTER 1.42	112.42	1,163.42	310.22	1,163.16	1.68	0.00	1.68
200 9108	MULTI-MEDIA CLUB - ROSS 65.48	0.00	51.00	0.00	101.02	15.46	0.00	15.46
200 9109	DRAMA CLUB 2,236.70	509.85	8,893.61	526.62	9,302.47	1,827.84	0.00	1,827.84
200 9110	FRENCH CLUB/ROSS 3,208.66	0.00	1,089.00	0.00	1,192.03	3,105.63	0.00	3,105.63
200 9111	FUTURE FARMERS OF AMERICA 3,309.38	0.00	13,786.22	604.76	14,416.38	2,679.22	1,135.24	1,543.98
200 9112	ROSS PEP CLUB 0.00	0.00	0.00	0.00	0.00	0.00	0.00	0.00
200 9113	HEALTH AND WELLNESS 307.88	0.00	0.00	0.00	0.00	307.88	0.00	307.88
200 9114	SPANISH CLUB - ROSS 1,828.29	0.00	0.00	0.00	183.20	1,645.09	0.00	1,645.09
200 9115	KEY CLUB 741.73	0.00	958.40	0.00	1,203.72	496.41	0.00	496.41
200 9116	NATIONAL HONOR SOCIETY 3,022.83	70.00	6,070.83	4,519.50	6,090.02	3,003.64	0.00	3,003.64
200 9117	ORCHESTRA 387.13	0.00	405.00	0.00	282.00	510.13	0.00	510.13
200 9118	SADD CLUB 723.62	0.00	0.00	202.33	388.47	335.15	0.00	335.15
200 9119	QUIZ BOWL 124.69	68.00	143.00	32.53	157.69	110.00	0.00	110.00

Date: 07/09/2014
 Time: 9:46 am

FREMONT CITY SCHOOL DISTRICT
 Financial Report by Fund/SCC

Fund #	Fund Description	FYTD Receipts	MTD Expenditures	FYTD Expenditures	Current Fund Balance	Current Encumbrances	Unencumbered Fund Balance	Bank Code
200 9140	ROSS CLASS OF 2008 220.92	0.00	0.00	0.00	220.92	0.00	220.92	
200 9141	ROSS CLASS OF 2009 155.38	0.00	155.38	155.38	0.00	0.00	0.00	
200 9142	ROSS CLASS OF 2010 1,269.32	0.00	0.00	0.00	1,269.32	0.00	1,269.32	
200 9143	ROSS CLASS OF 2011 1,249.69	0.00	0.00	0.00	1,249.69	0.00	1,249.69	
200 9144	CLASS OF 2012 2,233.41	0.00	0.00	0.00	2,233.41	0.00	2,233.41	
200 9145	CLASS OF 2013 717.54	0.00	0.00	585.00	132.54	0.00	132.54	
200 9146	CLASS OF 2014 1,652.45	5.00	2,366.00	3,998.16	3,733.29	0.00	3,733.29	
200 9147	Class of 2015 653.76	0.00	13,584.25	10,153.81	4,084.20	2,000.00	2,084.20	
200 9148	CLASS OF 2016 144.00	0.00	146.72	488.72	2,193.38	0.00	2,193.38	
200 9149	CLASS OF 2017 0.00	0.00	0.00	1,020.00	640.00	0.00	640.00	
200 9150	CLASS OF 2018 0.00	0.00	0.00	0.00	0.00	0.00	0.00	
200 9200	JR. HIGH CHESS CLUB 121.31	0.00	31.00	31.00	90.31	0.00	90.31	
200 9201	BUILDER'S CLUB/JR HIGH 313.27	0.00	0.00	0.00	313.27	0.00	313.27	
200 9202	MS MAGAZINE FUND 13,653.83	128.00	1,072.07	21,924.43	13,602.03	704.44	12,897.59	
200 9203	MS BAND 220.59	0.00	0.00	128.00	92.59	0.00	92.59	
200 9204	MS CHOIR 785.10	0.00	0.00	128.00	657.10	0.00	657.10	

Date: 07/09/2014
 Time: 9:46 am

FREMONT CITY SCHOOL DISTRICT
 Financial Report by Fund/SCC

Page: 16
 (FINSUM)

Fund #	Fund Description	FYTD Receipts	MTD Expenditures	FYTD Expenditures	Current Fund Balance	Current Encumbrances	Unencumbered Fund Balance	Bank Code
200 9205	OUTDOOR ADVENTURE CLUB/FMS 165.52	0.00	741.00	0.00	670.36	236.16	0.00	236.16
200 9206	MS ORCHESTRA 5.59	0.00	39.37	0.00	0.00	44.96	0.00	44.96
200 9207	ART CLUB/MIDDLE SCHOOL 720.77	0.00	688.00	0.00	308.00	1,100.77	0.00	1,100.77
200 9208	MS NEWSPAPER 388.86	0.00	0.00	0.00	0.00	388.86	0.00	388.86
200 9209	MS STUDENT COUNCIL 4,583.12	0.00	6,407.35	57.00	6,589.77	4,400.70	1,142.54	3,258.16
200 9210	HISTORY CLUB - MIDDLE SCHOOL 9,846.47	897.60	13,041.15	0.00	11,666.89	11,220.73	0.00	11,220.73
200 9211	MS YEARBOOK 4,947.80	980.00	6,438.00	0.00	8,324.28	3,061.52	0.00	3,061.52
200 9212	YOUTH ASSET - GENERAL FUND 218.62	0.00	0.00	0.00	0.00	218.62	0.00	218.62
200 9214	SPIRIT CLUB - MIDDLE SCHOOL 2,060.04	54.00	6,499.00	0.00	4,340.58	4,218.46	0.00	4,218.46
200 9216	FMS QUIZ BOWL TEAM 7.56	0.00	85.00	0.00	0.00	92.56	32.53	60.03
200 9222	FUTURE EDUCATORS/MIDDLE SCHOOL 126.46	0.00	0.00	0.00	0.00	126.46	0.00	126.46
200 9286	DRAMA CLUB/MS 51.67	0.00	0.00	0.00	0.00	51.67	0.00	51.67
300 0000	ATHLETICS 50,669.71	6,184.55	190,756.15	5,053.61	179,344.70	62,081.16	4,091.52	57,989.64
300 9100	PRE-SEASON SALES AND PRE-SALE 12,623.00	11,744.00	25,145.00	0.00	25,237.00	12,531.00	0.00	12,531.00
300 9101	ROSS GIRLS BASKETBALL 3,237.67	380.00	6,953.00	0.00	7,371.60	2,819.07	210.00	2,609.07
300 9102	ROSS BOYS BASKETBALL 6,160.64	1,286.50	3,913.00	2,049.00	2,005.50	8,068.14	1,680.00	6,388.14

Date: 07/09/2014
 Time: 9:46 am

FREMONT CITY SCHOOL DISTRICT
 Financial Report by Fund/SCC

Page: 17
 (FINSUM)

Fund #	Fund Description	FYTD Receipts	MTD Expenditures	FYTD Expenditures	Current Fund Balance	Current Encumbrances	Unencumbered Fund Balance	Bank Code	
300 9103	ROSS WRESTLING	1,024.50	0.00	4,157.00	0.00	4,000.00	1,181.50	0.00	1,181.50
300 9104	ROSS FOOTBALL	1,961.34	1,305.00	16,403.26	474.00	3,371.58	14,993.02	0.00	14,993.02
300 9105	ROSS TRACK	7,393.75	4,748.00	6,652.00	0.00	1,918.80	12,126.95	596.00	11,530.95
300 9106	ROSS HIGH - BOYS TENNIS - OTHER INCOME	0.00	0.00	0.00	0.00	0.00	0.00	0.00	0.00
300 9107	ROSS HIGH - GOLF	2,253.20	0.00	1,084.00	0.00	2,273.66	1,063.54	0.00	1,063.54
300 9108	ROSS HIGH - CROSS COUNTRY	819.75	0.00	5,588.80	0.00	2,981.50	3,427.05	0.00	3,427.05
300 9109	ROSS HIGH - BOYS SOCCER	0.00	0.00	789.00	0.00	622.50	166.50	0.00	166.50
300 9110	ROSS HIGH BASEBALL	0.00	0.00	0.00	0.00	0.00	0.00	0.00	0.00
300 9111	ROSS HIGH - SWIMMING	3,570.00	0.00	3,365.00	0.00	0.00	6,935.00	0.00	6,935.00
300 9112	ROSS HIGH - SOFTBALL	2,646.35	0.00	2,929.00	0.00	2,460.00	3,115.35	0.00	3,115.35
300 9113	ROSS HIGH - GIRLS SOCCER	160.80	0.00	178.00	0.00	84.00	254.80	0.00	254.80
300 9114	ROSS HIGH - GIRLS TENNIS - OTHER INCOM	0.00	0.00	0.00	0.00	0.00	0.00	0.00	0.00
300 9115	ROSS HIGH - VOLLEYBALL	0.00	0.00	6,506.00	0.00	6,030.20	475.80	0.00	475.80
300 9124	ROSS HIGH CHEERLEADING	8,407.54	3,441.47	12,714.57	1,321.75	11,907.82	9,214.29	0.00	9,214.29
300 9200	MIDDLE SCHOOL ATHLETICS	496.17	0.00	0.00	0.00	0.00	496.17	0.00	496.17
300 9213	MIDDLE SCHOOL CHEERLEADING	4,503.23	3,749.60	4,755.60	1,597.40	6,126.23	3,132.60	0.00	3,132.60

Date: 07/09/2014
 Time: 9:46 am

FREMONT CITY SCHOOL DISTRICT
 Financial Report by Fund/SCC

Page: 19
 (FINSUM)

Fund #	Fund Description	FYTD Receipts	MTD Expenditures	FYTD Expenditures	Current Fund Balance	Current Encumbrances	Unencumbered Fund Balance	Bank Code
506 9013	RACE TO THE TOP FY13 1,383.18 0.00	18,000.00	0.00	19,383.18	0.00	0.00	0.00	
506 9014	RACE TO THE TOP FY14 0.00 66,405.01	113,522.78	21,698.77	66,001.62	47,521.16	48,273.64	752.48-	
506 9015	RACE TO THE TOP FY15 0.00 0.00	0.00	0.00	0.00	0.00	0.00	0.00	
506 9113	RttT-Electronic Teacher Evaluation-Online 0.00 0.00	0.00	0.00	0.00	0.00	0.00	0.00	
506 9114	MY VOICE & CULTURAL COMPETENCY 0.00 43,810.00	43,810.00	43,810.00	43,810.00	0.00	0.00	0.00	
506 9414	RACE TO THE TOP-ENTRY YEAR ARRA EXPEND 0.00 0.00	3,500.00	2,125.00	2,125.00	1,375.00	0.00	1,375.00	
516 9013	TITLE VI-B IDEA FY 13 24,422.31 0.00	25,000.00	0.00	49,422.31	0.00	0.00	0.00	
516 9014	TITLE VI-B IDEA FY 14 0.00 133,533.78	961,314.59	45,632.64	867,683.97	93,630.62	73,566.15	20,064.47	
516 9113	PARENT/COMMUNITY ENGAGEMENT 0.00 0.00	0.00	0.00	0.00	0.00	0.00	0.00	
516 9414	SPECIAL ED-RURAL/LOW INCOME 0.00 0.00	0.00	0.00	0.00	0.00	0.00	0.00	
532 9320	STATE STABILIZATION FUND 10-11 62.11 0.00	0.00	0.00	0.00	62.11	0.00	62.11	
536 9013	TITLE I-SCHOOL IMPROVEMENT-HAYES SCHOOL 4,721.29 0.00	0.00	0.00	4,721.29	0.00	0.00	0.00	
536 9014	TITLE I-SCHOOL IMPROVEMENT-HAYES SCHOOL 0.00 15,536.87	55,407.39	5,054.50	44,447.39	10,960.00	1,573.00	9,387.00	
536 9015	TITLE I-SCHOOL IMPROVEMENT-HAYES SCHOOL 2015 0.00 0.00	0.00	0.00	0.00	0.00	0.00	0.00	
551 9012	TITLE III - LEP FY 12 0.00 0.00	0.00	0.00	0.00	0.00	0.00	0.00	
551 9013	TITLE II - LEP FY 13 2,390.24 0.00	2,929.68	0.00	5,319.92	0.00	0.00	0.00	

Date: 07/09/2014
 Time: 9:46 am

FREMONT CITY SCHOOL DISTRICT
 Financial Report by Fund/SCC

Page: 21
 (FINSUM)

Fund #	Fund Description	FYTD Receipts	MTD Expenditures	FYTD Expenditures	Current Fund Balance	Current Encumbrances	Unencumbered Fund Balance	Bank Code	
599 9013	TEAM NUTRITION 2010 - 2ND GRANT	0.00	0.00	0.00	0.00	0.00	0.00		
599 9014	NAT'L SCHOOL LUNCH BREAKFAST EXPANSION	0.00	0.00	0.00	0.00	0.00	0.00		
599 9020	U S DEPT OF AGR - RECIPE TESTING	972.14	0.00	972.14	0.00	0.00	0.00		
599 9022	HEALTHY SCHOOL LEADERSHIP INSTITUTE	0.00	0.00	0.00	0.00	0.00	0.00		
599 9111	21st CENTURY-INNOVATION	6,843.23	5,000.00	165,448.64	1,599.40	167,743.19	4,548.68	9,091.11	4,542.43-
599 9113	21ST CENTURY-LEARNING FOR A LIFETIME YR1	8,414.33	13,000.00	245,661.73	8,170.95	248,469.37	5,606.69	17,577.20	11,970.51-
599 9313	21ST CENTURY-LEARNING FOR A LIFETIME YR1	0.00	0.00	0.00	0.00	0.00	0.00	0.00	0.00
599 9414	LOW INCOME POVERTY GRANT	0.00	18,172.73	42,817.71	4,473.70	28,247.46	14,570.25	6,975.60	7,594.65
599 9511	21st CENTURY-INNOVATION	0.00	0.00	0.00	0.00	0.00	0.00	0.00	0.00
GRAND TOTALS:		21,963,222.79	3,831,006.91	52,016,981.13	4,655,560.02	51,337,116.92	22,643,087.00	844,900.06	21,798,186.94

Check#	Check Date	Org Sta	Vendor Paid	Check Amount	Status Date
000068	06/30/2014	M/M	P & A GROUP	12,404.28	
000069	06/06/2014	M/M	ABIGAIL REYNOLDS	75.00	
005285	06/26/2014	W/R	FREMONT CITY BD. OF EDUC	179.97	06/26/2014
005286	06/30/2014	W/R	ADKINS SANITATION	300.00	06/30/2014
016496	06/20/2014	M/M	ABIGAIL REYNOLDS	75.00	
066268	06/06/2014	W/R	SCHOOL EMPLOYEES RETIREMENT	1,302.19	06/24/2014
066269	06/06/2014	W/R	STATE TEACHERS RETIRE.	8,969.62	06/10/2014
066270	06/06/2014	W/R	WAL-MART STORES INC.	2,454.29	06/14/2014
066271	06/09/2014	W/R	DAIRY QUEEN	450.00	06/11/2014
066272	06/09/2014	W/V	TIFFIN PAPER CO	18,684.30	06/10/2014
066273	06/10/2014	W/W	BONNIE WEAVER	26.00	
066274	06/10/2014	W/R	ULTIMATE RB INC.	123.21	06/13/2014
066275	06/10/2014	W/R	RUSH GRAPHIX	474.00	06/17/2014
066276	06/10/2014	W/R	SCOTT HAVICE	5.26	06/24/2014
066277	06/10/2014	W/R	THOMAS ZIEBOLD	157.14	06/14/2014
066278	06/10/2014	W/R	AJ'S HEAVENLY PIZZA	49.50	06/14/2014
066279	06/10/2014	W/R	NANCY MCKILLIP	103.04	06/13/2014
066280	06/10/2014	W/R	ADKINS SANITATION	75.00	06/13/2014
066281	06/10/2014	W/R	ALL-PRO ELEVATOR	436.25	06/13/2014
066282	06/10/2014	W/R	AMERICAN FIRE AND SAFETY	1,267.00	06/13/2014
066283	06/10/2014	W/R	AMERICAN LEGACY PUBLISHING	996.07	06/14/2014
066284	06/10/2014	W/R	ASSOCIATED BUYERS	9.99	06/13/2014
066285	06/10/2014	W/R	AL BAUMANN CHEVROLET	73.16	06/13/2014
066286	06/10/2014	W/R	BAY TROPHY	576.50	06/14/2014
066287	06/10/2014	W/R	SCHOOL SPECIALTY	592.75	06/14/2014
066288	06/10/2014	W/R	BELLA COSA	185.00	06/11/2014
066289	06/10/2014	W/R	BLOOM BY JILLY GRAY	32.00	06/14/2014
066290	06/10/2014	W/R	DICK BLICK	29.94	06/14/2014
066291	06/10/2014	W/R	BFG GREENHOUSE	383.35	06/14/2014
066292	06/10/2014	W/W	BOWLING GREEN STATE UNIVERSITY	400.00	
066293	06/10/2014	W/R	BRIGHT IDEAS PRESS, LLC	3,561.25	06/14/2014
066294	06/10/2014	W/R	BRICKER & ECKLER LLP	1,387.50	06/13/2014
066295	06/10/2014	W/R	CAMPBELL INC.	2,575.00	06/13/2014
066296	06/10/2014	W/R	C & W AUTO SUPPLY	117.83	06/13/2014
066297	06/10/2014	W/R	CHARIOTT FOODS	8,585.25	06/13/2014
066298	06/10/2014	W/R	CHUD'S, INC	26.09	06/13/2014
066299	06/10/2014	W/R	CLARK ASSOCIATES, INC.	1,947.25	06/11/2014
066300	06/10/2014	W/R	CITY BLUE PRINT	1,559.00	06/24/2014
066301	06/10/2014	W/R	CITY OF FREMONT	5,374.36	06/13/2014
066302	06/10/2014	W/R	COLLEGE BOARD	15,937.00	06/19/2014
066303	06/10/2014	W/R	GREAT LAKES INTERNET &	1,109.00	06/14/2014
066304	06/10/2014	W/R	SUNRISE COOPERATIVE	454.76	06/11/2014
066305	06/10/2014	W/R	CREATIVE TEACHING	675.51	06/17/2014
066306	06/10/2014	W/R	CPI	2,410.00	06/13/2014
066307	06/10/2014	W/R	DOMINOS PIZZA	92.00	06/13/2014
066308	06/10/2014	W/R	DEFENSE FINANCE & ACCOUNTING	804.96	06/14/2014
066309	06/10/2014	W/V	VILLAGE ENERGY COOPERATIVE	267.00	06/10/2014
066310	06/10/2014	W/R	EBSCO SUBSCRIPTION SERVICES	1,044.29	06/14/2014
066311	06/10/2014	W/R	ENGLER PRINTING	1,136.00	06/13/2014
066312	06/10/2014	W/W	ESHLEMAN FARMS	1,344.00	
066313	06/10/2014	W/R	EPS	123.75	06/13/2014
066314	06/10/2014	W/R	NORTH POINT ESC	1,575.00	06/13/2014

Check#	Check Date	Org Sta	Vendor Paid	Check Amount	Status Date
066315	06/10/2014	W/R	FASTENAL COMPANY	1.56	06/24/2014
066316	06/10/2014	W/R	DAVID WILLIAMS & ASSOCIATES	8,305.20	06/14/2014
066317	06/10/2014	W/R	FED EX	72.00	06/14/2014
066318	06/10/2014	W/R	FLOWER REAL ESTATE HOLDINGS	350.00	06/17/2014
066319	06/10/2014	W/R	FOLLETT SCHOOL SOLUTIONS	657.33	06/13/2014
066320	06/10/2014	W/R	247 SECURITY INC	80.00	06/18/2014
066321	06/10/2014	W/W	FORTE MUSIC	75.00	
066322	06/10/2014	W/R	FREMONT ATHLETIC SUPPLY	4,263.00	06/13/2014
066323	06/10/2014	W/R	FREMONT AUTO PARTS	3.66	06/13/2014
066324	06/10/2014	W/R	UTILITY BILLING OFFICE	20,083.30	06/13/2014
066325	06/10/2014	W/R	FREMONT MUSIC CENTER	43.00	06/18/2014
066326	06/10/2014	W/R	KELLERMYER COMPANY	1,246.46	06/13/2014
066327	06/10/2014	W/R	GLENCOE MC GRAW-HILL	302.82	06/17/2014
066328	06/10/2014	W/R	GENIUS SUPPLY CO	132.30	06/17/2014
066329	06/10/2014	W/R	HABITEC SECURITY	35.00	06/13/2014
066330	06/10/2014	W/R	HASSELBACH MEATS	121.89	06/13/2014
066331	06/10/2014	W/R	HOUGHTON MIFFLIN HARCOURT	4,085.50	06/13/2014
066332	06/10/2014	W/R	HEIDELBERG MEN'S BASKETBALL	200.00	06/23/2014
066333	06/10/2014	W/R	HEALTHCARE PROCESS CONSULTING	4,000.00	06/14/2014
066334	06/10/2014	W/R	IRMA CELESTINO	8.82	06/13/2014
066335	06/10/2014	W/R	JONES SCHOOL SUPPLY CO.	126.00	06/17/2014
066336	06/10/2014	W/R	JOSTENS, INC.	17.80	06/14/2014
066337	06/10/2014	W/R	KROGER CO	372.97	06/14/2014
066338	06/10/2014	W/R	LINKE'S WHEEL ALIGNMENT	65.00	06/13/2014
066339	06/10/2014	W/W	LOWE'S CO., INC. FREMONT	744.99	
066340	06/10/2014	W/R	LOYOLA PRESS	321.96	06/14/2014
066341	06/10/2014	W/R	KUNS NORTHCOAST SECURITY	394.52	06/13/2014
066342	06/10/2014	W/R	MOBILE GRILLS INC.	5,995.00	06/24/2014
066343	06/10/2014	W/R	NEOLA, INC.	1,222.37	06/13/2014
066344	06/10/2014	W/V	NOLLENBERGER TRUCK CENTE	1,582.50	06/10/2014
066345	06/10/2014	W/R	AMERICAN SCHOOL COUNSELOR	409.00	06/19/2014
066346	06/10/2014	W/R	AMERICAN ELECTRIC POWER	9,269.02	06/13/2014
066347	06/10/2014	W/R	OLE ZIM'S WAGON SHED	4,519.50	06/17/2014
066348	06/10/2014	W/R	OHIO SCHOOLS COUNCIL	13,021.46	06/13/2014
066349	06/10/2014	W/R	OHIO SCHOOL COUNCIL	1,566.60	06/19/2014
066350	06/10/2014	W/R	OTTO & URBAN FLOWER SHOP	1,275.00	06/13/2014
066351	06/10/2014	W/R	PAPA MURPHY'S	36.00	06/13/2014
066352	06/10/2014	W/R	PEARSON EDUCATION	15,848.27	06/14/2014
066353	06/10/2014	W/R	APPLE	296.00	06/14/2014
066354	06/10/2014	W/V	PORT CLINTON MIDDLE SCHOOL	125.00	06/23/2014
066355	06/10/2014	W/R	POSTMASTER-FREMONT	245.00	06/25/2014
066356	06/10/2014	W/R	POST NET	36.00	06/14/2014
066357	06/10/2014	W/R	THE PARTY STARTS HERE	102.72	06/20/2014
066358	06/10/2014	W/R	RENEE BISSETT	32.29	06/20/2014
066359	06/10/2014	W/R	RIDDELL ALL AMERICAN	11,351.28	06/17/2014
066360	06/10/2014	W/W	ROBERTS AUTO ELECTRIC	665.00	
066361	06/10/2014	W/R	ROOT'S POULTRY	2,503.65	06/13/2014
066362	06/10/2014	W/R	R & R IDENTIFICATION	242.50	06/30/2014
066363	06/10/2014	W/R	SABROSKE ELECTRIC	195.62	06/11/2014
066364	06/10/2014	W/R	Sadlier-Oxford	3,546.65	06/17/2014
066365	06/10/2014	W/R	SANDUSKY COUNTY	2,200.00	06/19/2014
066366	06/10/2014	W/R	REFRIGERATOR SALES	57.50	06/13/2014

Check#	Check Date	Org Sta	Vendor Paid	Check Amount	Status Date
066367	06/10/2014	W/R	SCW	1,506.94	06/14/2014
066368	06/10/2014	W/R	SCHOLASTIC CLASS MAGAZINE	988.06	06/18/2014
066369	06/10/2014	W/R	SCHOLASTIC, INC.	571.44	06/14/2014
066370	06/10/2014	W/R	SCHOLASTIC BOOK FAIRS	2,943.25	06/14/2014
066371	06/10/2014	W/R	SCHOOL HEALTH CORP.	351.75	06/14/2014
066372	06/10/2014	W/R	SHEETS SUPPLY	436.95	06/13/2014
066373	06/10/2014	W/R	SHERWIN WILLIAMS PAINT	254.27	06/14/2014
066374	06/10/2014	W/R	SIESEL DISTRIBUTING LLC	1,704.15	06/14/2014
066375	06/10/2014	W/R	SORG GRAPHICS	149.70	06/20/2014
066376	06/10/2014	W/R	SPOONER, INCORPORATED	875.00	06/14/2014
066377	06/10/2014	W/R	STAPLES ADVANTAGE	855.07	06/13/2014
066378	06/10/2014	W/V	STANTON'S SHEET MUSIC	233.03	06/16/2014
066379	06/10/2014	W/R	TIMBER TREE SERVICES	150.00	06/17/2014
066380	06/10/2014	W/R	TIERNEY BROTHERS INC.	180.00	06/14/2014
066381	06/10/2014	W/R	TOLEDO EDISON CO.	3,684.19	06/13/2014
066382	06/10/2014	W/R	TOLEDO PHYS ED SUPPLY	208.97	06/14/2014
066383	06/10/2014	W/W	TRACI MCCAUDY	75.38	
066384	06/10/2014	W/R	TREASURER STATE OF OHIO	4,378.96	06/13/2014
066385	06/10/2014	W/R	TRICO GLASS	240.59	06/25/2014
066386	06/10/2014	W/R	UNIVERSITY OF FINDLAY	200.00	06/14/2014
066387	06/10/2014	W/V	WAL-MART STORES INC.	2,531.98	06/10/2014
066388	06/10/2014	W/R	KIM BEARDMORE	29.96	06/13/2014
066389	06/10/2014	W/R	DIANE FRITZ	40.49	06/11/2014
066390	06/10/2014	W/R	THERESA SANCHEZ	43.68	06/13/2014
066391	06/10/2014	W/R	PATRICIA WEIKER	3,200.00	06/18/2014
066392	06/10/2014	W/R	JULIE LOCKYER	108.71	06/17/2014
066393	06/10/2014	W/R	MICHAELEEN ROGERS	41.38	06/25/2014
066394	06/10/2014	W/R	TOFT DAIRY	21,177.20	06/14/2014
066395	06/10/2014	W/R	ALFRED NICKLES BAKERY INC.	4,088.78	06/13/2014
066396	06/10/2014	W/V	FREMONT CITY BD. OF EDUC	12,055.18	06/13/2014
066397	06/10/2014	W/R	SHERRY CORTHELL	63.34	06/14/2014
066398	06/10/2014	W/R	Alayna Dorobek - Class of 2009	155.38	06/30/2014
066399	06/10/2014	W/R	ROB ZAJAC	31.90	06/24/2014
066400	06/10/2014	W/R	DAN RICE	100.00	06/13/2014
066401	06/10/2014	W/W	TIM MERRILL	20.22	
066402	06/10/2014	W/R	JILL PEMBERTON	81.67	06/13/2014
066403	06/10/2014	W/R	BRENT PARKER	125.33	06/14/2014
066404	06/10/2014	W/R	RANDY MACKO	65.00	06/20/2014
066405	06/10/2014	W/R	TRACIE DYE	142.02	06/13/2014
066406	06/10/2014	W/R	ANNA BALLMER	236.71	06/18/2014
066407	06/10/2014	W/R	CRYSTAL FLASH	25,599.34	06/13/2014
066408	06/10/2014	W/R	LINDSEY WATER & SEWER DEPT.	267.00	06/13/2014
066409	06/10/2014	W/R	NOLLENBERGER TRUCK CENTE	1,488.36	06/13/2014
066410	06/10/2014	B/R	MARIA CHAMBERS	35.00	06/13/2014
066411	06/10/2014	B/R	TOM AND MARGRET HOFFMAN	25.00	06/14/2014
066412	06/10/2014	B/B	VON AND DAWN SLOMA	25.00	
066413	06/10/2014	B/R	REENIE BALLENGER	10.65	06/13/2014
066414	06/10/2014	B/R	JENNIFER WYSS	10.35	06/14/2014
066415	06/10/2014	B/B	HELEN DUQUETTE	11.65	
066416	06/10/2014	B/R	JERRY AND SHANNON WINTERS	640.94	06/13/2014
066418	06/12/2014	W/R	GORDON FOOD SERVICE	18,919.24	06/12/2014
066419	06/12/2014	W/R	KAREN SWARTZ	51.07	06/19/2014

Check#	Check Date	Org Sta	Vendor Paid	Check Amount	Status Date
066420	06/12/2014	W/R	ACE HARDWARE	1,032.22	06/17/2014
066421	06/12/2014	W/R	JASON SMITH	491.68	06/17/2014
066422	06/12/2014	W/R	SHERRI HENKEL	49.95	06/25/2014
066423	06/12/2014	W/R	TIFFIN PAPER CO	18,684.30	06/17/2014
066424	06/12/2014	W/R	SHELLEY FANNIN	558.54	06/17/2014
066425	06/12/2014	W/R	DIANA MCNULTY	78.96	06/18/2014
066426	06/12/2014	W/R	LINDA LONG RN	59.14	06/19/2014
066427	06/12/2014	W/R	ROBIN WELCH	1,173.76	06/23/2014
066428	06/12/2014	W/R	MICHELLE MORRIS	50.96	06/17/2014
066429	06/12/2014	W/R	KERI VELA	113.62	06/26/2014
066430	06/12/2014	W/R	SARA NADOLNY	100.80	06/18/2014
066431	06/12/2014	W/R	DIANE DEHRING	102.20	06/19/2014
066432	06/12/2014	W/R	KENDRA NELSON	22.62	06/30/2014
066433	06/12/2014	W/R	BARBARA CARVALHO	96.66	06/14/2014
066434	06/12/2014	W/R	LORA GOEBEL	110.21	06/30/2014
066435	06/12/2014	W/R	BETHANY KOCH	78.57	06/30/2014
066436	06/12/2014	W/R	AMY BAUMANN	114.02	06/30/2014
066437	06/12/2014	W/R	MICHELE MUSIC-HARRINGTON	68.54	06/25/2014
066438	06/12/2014	W/V	JODY AMOR	121.24	06/12/2014
066439	06/12/2014	W/R	JENNA BELDEN	34.27	06/25/2014
066440	06/12/2014	W/R	AMBER LEACH	11.31	06/30/2014
066441	06/12/2014	W/R	JENNIFER KOPCAK	9.91	06/13/2014
066442	06/12/2014	W/R	SUSAN FRYE	469.39	06/17/2014
066443	06/12/2014	W/R	MEGAN PEUGEOT	342.10	06/14/2014
066444	06/12/2014	W/R	Janet Koerper	196.67	06/14/2014
066445	06/12/2014	W/R	DALEEN ASKIN	106.40	06/14/2014
066446	06/12/2014	W/R	CONNIE CLOSE	54.66	06/30/2014
066447	06/12/2014	W/R	JODY AMOR	66.58	06/20/2014
066448	06/13/2014	W/R	STANTON'S SHEET MUSIC	128.38	06/17/2014
066449	06/13/2014	W/R	FREMONT CITY BD. OF EDUC	11,123.10	06/18/2014
066450	06/16/2014	W/R	LITTLE CAESARS PIZZA KIT	1,280.00	06/24/2014
066451	06/20/2014	W/R	SCHOOL EMPLOYEES RETIREMENT	1,384.42	06/24/2014
066452	06/20/2014	W/R	STATE TEACHERS RETIRE.	8,969.62	06/23/2014
066453	06/19/2014	W/R	NORTH POINTS ESC	625.00	06/24/2014
066454	06/23/2014	B/R	LINDA SOLANDER	32.60	06/25/2014
066455	06/24/2014	W/W	DISNEY'S CORONADO SPRINGS	800.00	
066456	06/25/2014	W/R	NANETTE CELEK	24.55	06/25/2014
066457	06/25/2014	W/W	BONNIE WEAVER	158.67	
066458	06/25/2014	W/W	LAURA BRYANT	38.70	
066459	06/25/2014	W/R	KELLI CLEVELAND	24.74	06/30/2014
066460	06/25/2014	W/R	KAREN DRAY	55.10	06/30/2014
066461	06/25/2014	W/W	NORMA VELA	10.68	
066462	06/25/2014	W/W	ANTHONY WALKER	50.84	
066463	06/25/2014	W/W	ABC BOOK BUYERS	680.57	
066464	06/25/2014	W/R	ADVANCED AUTO PARTS	281.24	06/30/2014
066465	06/25/2014	W/W	OHIO FFA ASSOCIATION	150.00	
066466	06/25/2014	W/R	PEARSON CLINICAL ASSESSMENT	828.00	06/30/2014
066467	06/25/2014	W/W	IDEAL BAKERY	63.00	
066468	06/25/2014	W/W	ITSAVVY	534.14	
066469	06/25/2014	W/W	BAIRD PUBLIC INVESTMENT	1,264.00	
066470	06/25/2014	W/R	SCHOOL SPECIALTY	6.22	06/30/2014
066471	06/25/2014	W/R	LINDSAY VANDERVEEN	141.66	06/30/2014

Check#	Check Date	Org Sta	Vendor Paid	Check Amount	Status Date
066472	06/25/2014	W/R	BOHL	337.83	06/30/2014
066473	06/25/2014	W/R	BFG GREENHOUSE	28.63	06/30/2014
066474	06/25/2014	W/W	BOWLING GREEN STATE UNIVERSITY	84.00	
066475	06/25/2014	W/W	BRICKER & ECKLER LLP	2,169.88	
066476	06/25/2014	W/W	COLUMBIA GAS OF OHIO	2,018.20	
066477	06/25/2014	W/W	GREAT LAKES BIOMEDICAL	990.00	
066478	06/25/2014	W/W	C.A. KUSTOMS	37.40	
066479	06/25/2014	W/R	DOMINOS PIZZA	52.00	06/30/2014
066480	06/25/2014	W/W	AMERIGAS	44.42	
066481	06/25/2014	W/W	DIRECT TECHNOLOGY GROUP	1,205.88	
066482	06/25/2014	W/W	NORTH POINT ESC	561.00	
066483	06/25/2014	W/R	FOLLETT SCHOOL SOLUTIONS	60.44	06/30/2014
066484	06/25/2014	W/W	247 SECURITY INC	2,110.00	
066485	06/25/2014	W/R	FREMONT ATHLETIC SUPPLY	1,974.00	06/30/2014
066486	06/25/2014	W/R	FREMONT COUNTRY CLUB	1,466.25	06/30/2014
066487	06/25/2014	W/W	FREMONT RECREATION DEPT	34.00	
066488	06/25/2014	W/W	H & H ENVIRONMENTAL	1,650.00	
066489	06/25/2014	W/W	HABITEC SECURITY	690.74	
066490	06/25/2014	W/W	HEALTHLINK	519.00	
066491	06/25/2014	W/R	INSTITUTE FOR MULTI-SENSORY	3,900.00	06/30/2014
066492	06/25/2014	W/W	JIMMY G'S BBQ	440.00	
066493	06/25/2014	W/R	JOSTENS, INC.	15.92	06/30/2014
066494	06/25/2014	W/W	FREMONT SUPER KMART	98.81	
066495	06/25/2014	W/W	AERO FILTER, INC	2,312.37	
066496	06/25/2014	W/R	KROGER CO	100.54	06/30/2014
066497	06/25/2014	W/W	LIFETOUCH	100.00	
066498	06/25/2014	W/W	MARK GEDEON	400.00	
066499	06/25/2014	W/W	MARK ISAACS	292.50	
066500	06/25/2014	W/W	MCPc IMAGE PRINTING	9,799.37	
066501	06/25/2014	W/W	MEMORIAL HOSPITAL	666.67	
066502	06/25/2014	W/W	MOHAWK SUPPLY	358.21	
066503	06/25/2014	W/W	LAMINATOR .COM	58.36	
066504	06/25/2014	W/W	NATIONAL STUDENT CLEARINGHOUSE	425.00	
066505	06/25/2014	W/R	MAIL FINANCE	396.00	06/30/2014
066506	06/25/2014	W/W	THE NEWS MESSENGER	1,505.60	
066507	06/25/2014	W/W	OHIO BCI & I	1,160.00	
066508	06/25/2014	W/W	OHIO DEPARTMENT OF AGRICULTURE	50.00	
066509	06/25/2014	W/W	OHIO DEPT. OF JOB AND	94.83	
066510	06/25/2014	W/W	OACAC	70.00	
066511	06/25/2014	W/W	AMERICAN ELECTRIC POWER	15,285.11	
066512	06/25/2014	W/W	O.P AQUATICS	2,124.28	
066513	06/25/2014	W/W	OTTO & URBAN FLOWER SHOP	150.00	
066514	06/25/2014	W/R	PEARSON EDUCATION	9,291.31	06/30/2014
066515	06/25/2014	W/W	PEARSON FOUNDATION	43,810.00	
066516	06/25/2014	W/W	POSTMASTER-FREMONT	147.00	
066517	06/25/2014	W/W	PROFESSIONAL MEDICAL	460.00	
066518	06/25/2014	W/W	REALLY GOOD STUFF	182.98	
066519	06/25/2014	W/W	SANDUSKY CO HOMELESS COALITION	25.00	
066520	06/25/2014	W/W	SCW	1,365.39	
066521	06/25/2014	W/W	AT&T	4,168.18	
066522	06/25/2014	W/W	SCHOLASTIC, INC.	474.70	
066523	06/25/2014	W/R	SCHOOL HEALTH CORP.	366.76	06/30/2014

Check#	Check Date	Org Sta	Vendor Paid	Check Amount	Status Date
066524	06/25/2014	W/R	SHERWIN WILLIAMS PAINT	349.65	06/30/2014
066525	06/25/2014	W/R	STAPLES ADVANTAGE	1,577.09	06/30/2014
066526	06/25/2014	W/W	STUDY ISLAND, LLC	1,620.00	
066527	06/25/2014	W/W	THREE RIVERS ATHLETIC	500.00	
066528	06/25/2014	W/W	VICKI MCAFEE	6.39	
066529	06/25/2014	W/W	TRACI MCCAUDY	258.66	
066530	06/25/2014	W/W	U NEW TENT RENTAL	3,133.00	
066531	06/25/2014	W/W	UNITED PARCEL SERVICE	237.01	
066532	06/25/2014	W/W	UPSTART	711.60	
066533	06/25/2014	W/R	VANGUARD-SENTINEL CTC	13,201.20	06/30/2014
066534	06/25/2014	W/W	WAL-MART STORES INC.	2,103.48	
066535	06/25/2014	W/R	WARNER MECHANICAL	73.00	06/30/2014
066536	06/25/2014	W/R	WEIKERT INSURANCE AGENCY, INC.	93,159.00	06/30/2014
066537	06/25/2014	W/W	WSOS	10,364.38	
066538	06/25/2014	W/R	KIM MEEK	71.80	06/30/2014
066539	06/25/2014	W/R	NORA ESQUIVEL	10.68	06/30/2014
066540	06/25/2014	W/W	PAM MEGGITT	147.40	
066541	06/25/2014	W/W	PASTA SHOPPE	317.40	
066542	06/25/2014	W/W	ANGELA MEHLING	55.10	
066543	06/25/2014	W/W	PATRICIA WEIKER	2,060.00	
066544	06/25/2014	W/R	MICHELE WILHELM	135.10	06/30/2014
066545	06/25/2014	W/W	BALLARD & TIGHE	687.00	
066546	06/25/2014	W/W	BAR-B-QUE TRAVELERS INC	1,321.75	
066547	06/25/2014	W/R	FREMONT CITY BD. OF EDUC	2,864.25	06/25/2014
066548	06/25/2014	W/W	ROSA LONGORIA	126.62	
066549	06/25/2014	W/W	WOLESLAGEL MOVING	80.00	
066550	06/25/2014	W/R	WOOD COUNTY EDUCATIONAL	13,999.95	06/30/2014
066551	06/25/2014	W/W	LIFETOUCH	1,206.00	
066552	06/25/2014	W/R	SANDUSKY CO SANATARY ENGINEER	241.95	06/30/2014
066553	06/25/2014	W/W	ANDREA MOYA	10.68	
066554	06/25/2014	W/W	ERICA RUDD	65.14	
066555	06/25/2014	W/W	JESSICA KERMAN	126.62	
066556	06/25/2014	W/R	JONATHAN TORRENCE	137.30	06/30/2014
066557	06/25/2014	W/R	LISA ZIMMERMAN	137.30	06/30/2014
066558	06/25/2014	W/W	LEIGH CARROLL	157.73	
066559	06/25/2014	W/W	CHAD BERNDT	959.22	
066560	06/25/2014	W/R	JUSTIN BUREL	137.30	06/30/2014
066561	06/25/2014	W/W	JASON KARCHER	200.00	
066562	06/25/2014	W/W	JOHN MEADOWS	135.89	
066563	06/25/2014	W/R	ALEXANDER MILLER	17.05	06/30/2014
066564	06/25/2014	W/W	CRAIG YEAST	10.77	
066565	06/25/2014	W/W	BRANDY IVY	12.25	
066566	06/25/2014	W/W	ALLYSON HOOPS	380.00	
066567	06/25/2014	W/W	MEGHAN MICHAELS	168.75	
066568	06/25/2014	W/R	JENNIFER KOPCAK	20.89	06/30/2014
066569	06/25/2014	W/R	ANN FOLEY	55.94	06/30/2014
066570	06/25/2014	W/W	ESTELA ONTIVEROS	73.99	
066571	06/25/2014	W/R	ELZA JOHNSON	8.49	06/30/2014
066572	06/25/2014	W/W	DENISE KNIPP	8.49	
066573	06/25/2014	W/R	SOPHIA RATLIFF	135.11	06/30/2014
066574	06/25/2014	W/W	TY RAY	200.00	
066575	06/25/2014	W/W	LARRY KISABETH	562.80	

Check#	Check Date	Org Sta	Vendor Paid	Check Amount	Status Date
066576	06/25/2014	W/R	KORIE LATHER	132.61	06/30/2014
066577	06/25/2014	W/R	JANELLE HEAD	10.77	06/30/2014
066578	06/25/2014	W/R	IRMA VILLAREAL	137.39	06/30/2014
066579	06/25/2014	W/R	BRANDON HINES	10.68	06/30/2014
066580	06/25/2014	W/W	JUANITA GUTIERREZ	75.68	
066581	06/26/2014	B/B	FREMONT CITY BD. OF EDUC	398.38	
066582	06/26/2014	T/R	FREMONT BRD OF EDUCATION	191,000.00	06/26/2014
066583	06/26/2014	W/W	THE NEWS MESSENGER	310.22	
066584	06/26/2014	W/R	FREMONT CITY BD. OF EDUC	211.93	06/26/2014
066585	06/27/2014	W/W	B & H PHOTO/VIDEO	119.99	
066586	06/27/2014	W/W	AMAZON.COM	251.68	
066587	06/27/2014	W/W	A T & T	3,589.85	
066588	06/27/2014	W/W	BEST BUY BUSINESS ADVANTAGE	1,148.70	
066589	06/27/2014	W/W	REPUBLIC SERVICES	1,927.83	
066590	06/27/2014	W/W	Bureau of Workers' Comp	195,999.34	
066591	06/27/2014	W/W	CINTAS CORP.#306	546.91	
066592	06/27/2014	W/W	DOLLAR TREE	396.00	
066593	06/27/2014	W/W	FISHER SCIENTIFIC	75.50	
066594	06/27/2014	W/W	NEWEGG BUSINESS	23.98	
066595	06/27/2014	W/W	AT&T	222.00	
066596	06/27/2014	W/W	AT & T LONG DISTANCE	610.67	
066597	06/27/2014	W/W	STAPLES ADVANTAGE	749.48	
066598	06/27/2014	W/W	VERIZON WIRELESS	1,839.28	
066599	06/27/2014	W/W	WALGREENS	30.80	
066600	06/27/2014	W/W	WAL-MART STORES INC.	63.96	
066601	06/27/2014	W/W	AMERICAN EXPRESS	11.20	
066602	06/27/2014	W/W	JUDY DONNAN	250.00	
066603	06/27/2014	W/W	CENTURY RESOURCES	146.72	
066604	06/27/2014	W/W	GRACY HINOJOSA-LLOYD	215.97	
066605	06/27/2014	W/W	LINGUISYSTEMS, INC.	.00	
066606	06/27/2014	W/W	AMERICAN ELECTRIC POWER	20,191.49	
066607	06/27/2014	W/W	TIRE MAN	260.00	
066608	06/27/2014	W/W	KEN KISER SOUND	13,200.00	
066615	06/30/2014	W/W	CRISTYN KOCSIS	625.00	
066616	06/27/2014	W/W	LESLIE TIRE SERVICE	241.45	
066617	06/27/2014	W/W	MCOECN	125.00	
066618	06/30/2014	T/T	FREMONT BRD OF EDUCATION	61,238.01	
066619	06/30/2014	T/T	FREMONT BRD OF EDUCATION	43,810.00	
903984	06/06/2014	M/M	LINDSAY VANDERVEEN	59.50	
904617	06/01/2014	M/M	KARLA HUSS	572.54	
906881	06/04/2014	M/M	JANE STRAYER	25.00	
906883	06/04/2014	M/M	TRACY LYTLE	90.00	
906888	06/04/2014	M/M	TIMOTHY R. MERRILL	341.40	
908676	06/09/2014	M/M	JODI L. MOSS	25.00	
912895	06/18/2014	M/M	MICHELLE MORRIS	435.72	
915985	06/24/2014	M/M	RANDALL MACKO	493.95	
923299	06/01/2014	M/M	LINDSAY VANDERVEEN	257.00	
954201	06/06/2014	M/M	FREMONT BOE-MEDICAL	516.20	
954202	06/06/2014	M/M	FREMONT BOE-DENTAL	28.10	
954203	06/06/2014	M/M	FREMONT BOE-WC	3,512.36	
954204	06/06/2014	M/M	FREMONT BOE-MEDICARE	12,060.85	
954205	06/03/2014	M/M	MEDICAL MUTUAL OF OHIO	86,142.39	

Check#	Check Date	Org Sta	Vendor Paid	Check Amount	Status Date
954206	06/04/2014	M/M	VSP VISION PLAN	1,408.30	
954207	06/04/2014	M/M	VSP VISION PLAN	232.80	
954208	06/10/2014	M/M	MEDICAL MUTUAL OF OHIO	48,417.47	
954209	06/09/2014	M/M	EXPRESS SCRIPTS, INC	407.40	
954210	06/09/2014	M/M	EXPRESS SCRIPTS, INC	19,740.01	
954211	06/13/2014	M/M	FREMONT BOE-MEDICARE	1,918.31	
954212	06/20/2014	M/M	FREMONT BOE-MEDICAL	299,841.21	
954213	06/20/2014	M/M	FREMONT BOE-DENTAL	15,598.55	
954214	06/20/2014	M/M	FREMONT BOE-WC	3,675.26	
954215	06/20/2014	M/M	FREMONT BOE-MEDICARE	11,790.87	
954216	06/13/2014	M/M	EXPRESS SCRIPTS, INC	10,887.70	
954217	06/13/2014	M/M	EXPRESS SCRIPTS, INC	401.10	
954218	06/17/2014	M/M	MEDICAL MUTUAL OF OHIO	31,247.06	
954219	06/25/2014	M/M	GUARDIAN LIFE INSURANCE	12,615.20	
954220	06/20/2014	M/M	EXPRESS SCRIPTS, INC	413.70	
954221	06/20/2014	M/M	EXPRESS SCRIPTS, INC	17,998.56	
954222	06/24/2014	M/M	MEDICAL MUTUAL OF OHIO	49,893.94	
954223	06/24/2014	M/M	FREMONT BOE-WC	405.42	
954224	06/24/2014	M/M	VSP VISION PLAN	164.43	
954225	06/30/2014	M/V	FREMONT BOE-MEDICAL	69,694.06	06/30/2014
954226	06/30/2014	M/M	FREMONT BOE-MEDICAL	84,138.78	
954227	06/30/2014	M/M	FREMONT BOE-DENTAL	5,298.68	
981902	06/06/2014	C/R	FREMONT CITY BD. OF EDUC	924,283.38	06/06/2014
981903	06/13/2014	C/R	FREMONT CITY BD. OF EDUC	152,772.85	06/13/2014
981904	06/05/2014	W/R	MEAL MAGIC CORP	55.62	06/05/2014
981905	06/03/2014	M/M	BANK OF AMERICA	414.23	
981906	06/02/2014	M/M	US BANK	234.52	
981907	06/09/2014	W/R	OHIO DEPARTMENT OF EDUCATION	229,116.10	06/09/2014
981908	06/04/2014	W/R	TREASURER STATE OF OHIO	7,604.45	06/04/2014
981909	06/20/2014	C/R	FREMONT CITY BD. OF EDUC	967,161.84	06/20/2014
981910	06/20/2014	W/R	OHIO DEPARTMENT OF EDUCATION	226,732.03	06/20/2014
981911	06/23/2014	M/M	SERS	62,218.00	
981912	06/23/2014	M/M	STRS	213,790.00	
Total Checks Issued				\$ 4,775,715.40	