



Fremont City Schools

David M. Chambers, Treasurer
500 W. State Street, Suite A
Fremont, Ohio 43420

Fiscal Year 2014

Dr. Traci L. McCaudy
Superintendent

David M. Chambers
Treasurer


February 14, 2014

Dear Members of the Fremont Board of Education:

The following pages represent the financial status of the Fremont City School District as of January 31, 2014, for all funds submitted for your consideration. Please review the following: General Fund Revenue and Expenditure Analysis, Cash Reconciliation, Active Investments Ledger, Self-Funded Insurance Program, Monthly Financial Summary, Permanent Improvement Fund Cash Flow Analysis, Tax Abatement Fund Analysis, Financial Report by Fund and Monthly Check Register.

If you should have any questions or need additional information, please feel free to contact me at (419) 334-5442 (W) or (419) 680-1240 (C).

Respectfully Submitted,



David M. Chambers, Treasurer
Fremont City School District

Fremont City School District

General Fund Analysis

January 31, 2014

	2013-2014	Y-T-D Actual		Variance
	Original Estimate	July 2013 - June 2014	Percent	
	(1)	(2)		(3)
Beginning Balance - July 1, 2013		6,692,861.02		0.00
General Fund *	6,613,325.84			
Uniform Supply Funds	79,535.18			
Revenue	33,590,654.00	22,405,298.07	66.7%	11,185,355.93
Loan on Income Tax	0.00	0.00		0.00
Real Estate Advance - June 30	0.00	0.00		0.00
	33,590,654.00	22,405,298.07		11,185,355.93
Expenditures	35,313,063.00	21,885,962.34	62.0%	13,427,100.66
Encumberance	260,000.00	699,568.77		-439,568.77
	35,573,063.00	22,585,531.11		12,987,531.89
Ending Balance - June 30, 2014	4,710,452.02	6,512,627.98		-1,802,175.96

* Does not include Tax Abatement Fund (\$4,621,793.90)

Original Estimate revenue and expenditure taken from five-year forecast.

General Fund Summary

January 2014

Revenues

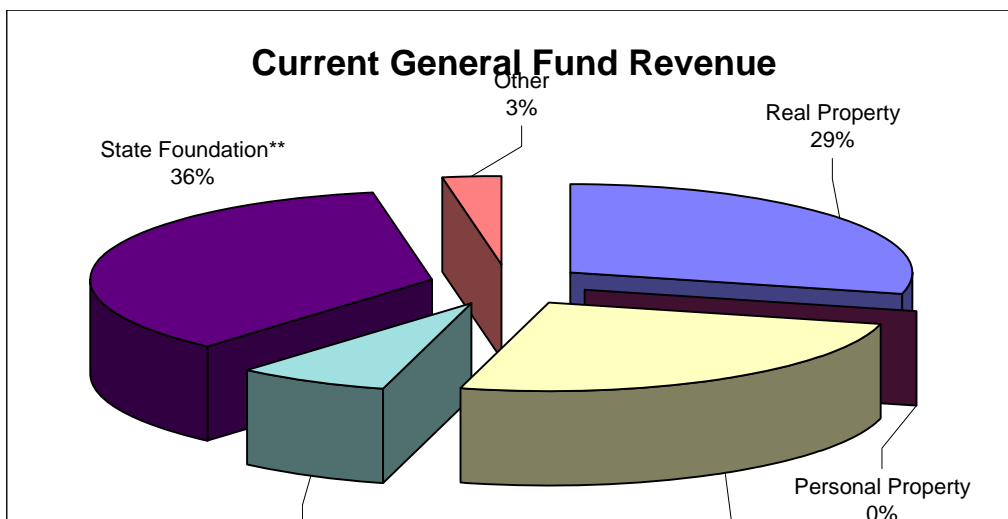
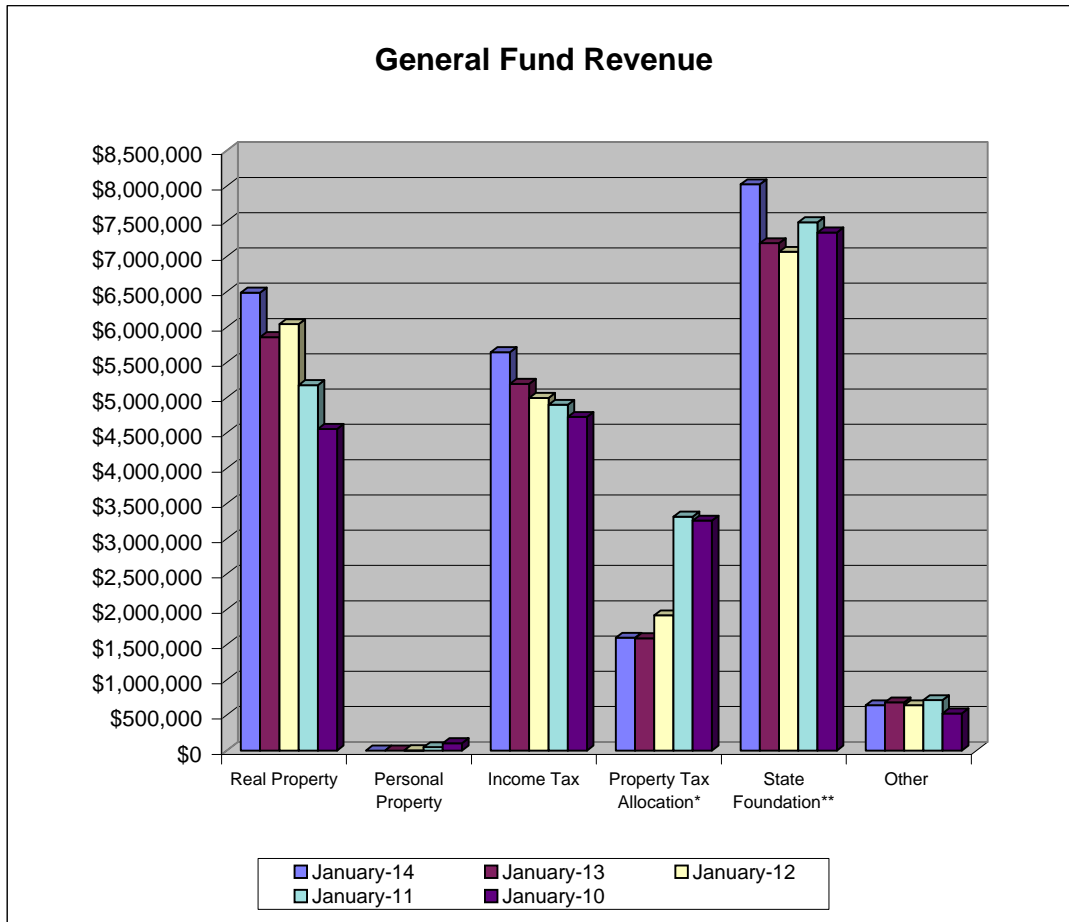
1. Real Property Taxes – Total Real Property Taxes received from the beginning of the fiscal year until January 31, 2014 is \$6,490,191.64. This is an increase of 10.7% above last year's taxes received at this time. \$1,597,000.00 was collected in January.
2. Personal Property Taxes – Total Personal Property Taxes received from the beginning of the fiscal year until January 31, 2014 is \$-0-. Collections for the current year will only be delinquent taxes collected by the State. \$-0- was collected in January.
3. Income Taxes – Total Income Taxes received from the beginning of the fiscal year until January 31, 2014 is \$5,647,462.49. This is a 8.6% increase above last year at this time and is mainly due to an increase in collections from individuals. \$1,435,064.18 was collected in January.
4. Homestead and Rollback – Monies received from the State of Ohio from the beginning of the fiscal year until January 31, 2014 total \$1,599,308.30. Receipts are based upon the real property taxes collected and Homestead filings with the County Auditor. These revenues also include monies for personal property tax loss reimbursement from the State. The State has shifted and reduced the distribution of personal property tax loss reimbursement from August/November/May to November/May. \$4,607.24 was collected in January.
5. State Foundation – State Foundation monies received from the State of Ohio from the beginning of the fiscal year until January 31, 2014 total \$8,026,825.74. This is an increase of 11.6% above last year's foundation money received at this time. This includes \$216,494.61 in Casino revenues for the year. The current increase is due to payment based upon the Governor's funding formula. \$1,150,284.61 was collected in January.
6. Other – Other monies received from the beginning of the fiscal year until January 31, 2014 total \$641,509.90. This is a decrease of 6.1% below last year at this time and is due to decreases in fee collections and transfers into fee accounts. \$58,437.30 was collected in January.

	January-14	January-13	January-12	January-11	January-10	Current Forecast	% Receiver
Real Property	\$6,490,192	\$5,861,016	\$6,042,888	\$5,181,023	\$4,559,051	\$10,556,023	61.48%
Personal Property	\$0	\$817	\$4,266	\$47,350	\$105,108	\$0	0.00%
Income Tax	\$5,647,462	\$5,198,804	\$4,998,613	\$4,900,326	\$4,727,930	\$6,825,000	82.75%
Property Tax Allocation*	\$1,599,308	\$1,593,164	\$1,915,789	\$3,316,106	\$3,259,389	\$3,160,098 *	50.61%
State Foundation**	\$8,026,826	\$7,192,023	\$7,068,438	\$7,488,708	\$7,343,420	\$13,604,776 **	59.00%
Other	\$641,510	\$683,286	\$643,068	\$714,422	\$525,836	\$1,806,478	35.51%
Total	\$22,405,298	\$20,529,109	\$20,673,062	\$21,647,935	\$20,520,733	\$35,952,375	62.32%
Tax Abatement Fund	\$16,920	\$16,920					

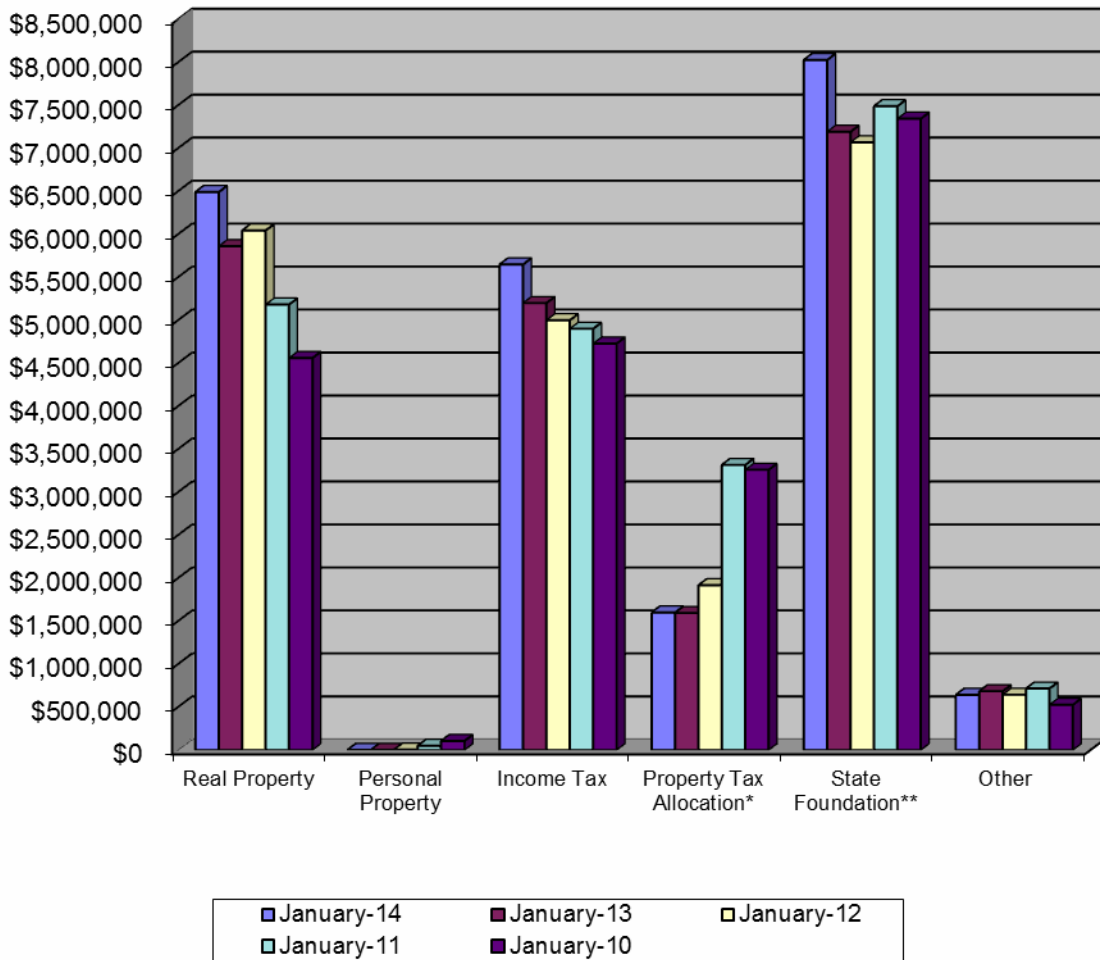
* Includes Homestead/Rollback, Tangible Personal Property Tax Fixed Rate Loss Reimbursement and Electric Deregulation.

** Includes Casino Revenue in State Foundation beginning January 2013 and Economic Disadvantaged Funding in November 2013.

Totals do not include Tax Abatement Fund for purpose of comparison.



General Fund Revenue



	January-14	January-13	January-12	January-11	January-10	Current Forecast
Real Property	\$6,490,192	\$5,861,016	\$6,042,888	\$5,181,023	\$4,559,051	\$10,556,023
Personal Property	\$0	\$817	\$4,266	\$47,350	\$105,108	\$0
Income Tax	\$5,647,462	\$5,198,804	\$4,998,613	\$4,900,326	\$4,727,930	\$6,825,000
Property Tax Allocation*	\$1,599,308	\$1,593,164	\$1,915,789	\$3,316,106	\$3,259,389	\$3,160,098 *
State Foundation**	\$8,026,826	\$7,192,023	\$7,068,438	\$7,488,708	\$7,343,420	\$13,604,776 **
Other	\$641,510	\$683,286	\$643,068	\$714,422	\$525,836	\$1,806,478
Total	\$22,405,298	\$20,529,109	\$20,673,062	\$21,647,935	\$20,520,733	\$35,952,375
Tax Abatement Fund	\$16,920	\$16,920				

* Includes Homestead/Rollback, Tangible Personal Property Tax Fixed Rate Loss Reimbursement and Electric Deregulation.

** Includes Casino Revenue in State Foundation beginning January 2013 and Economic Disadvantaged Funding in November 2013.

Totals do not include Tax Abatement Fund for purpose of comparison.

General Fund Summary

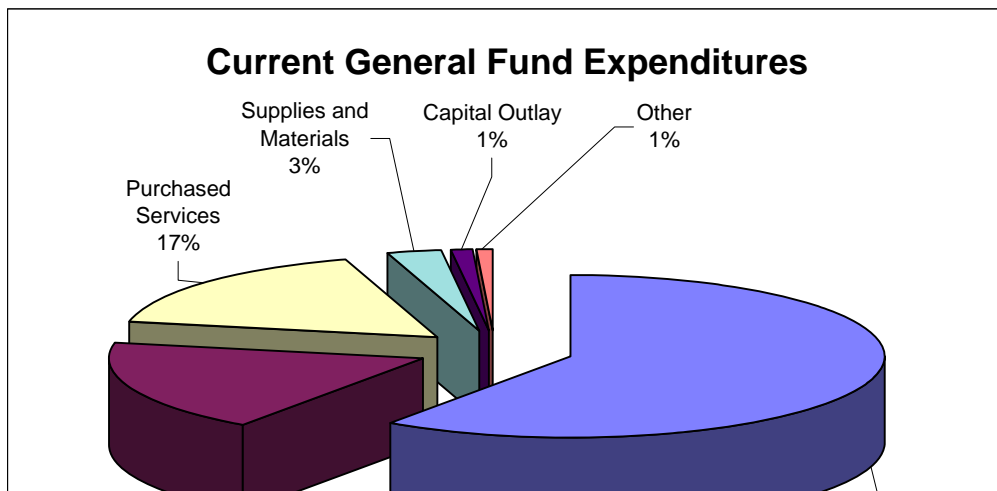
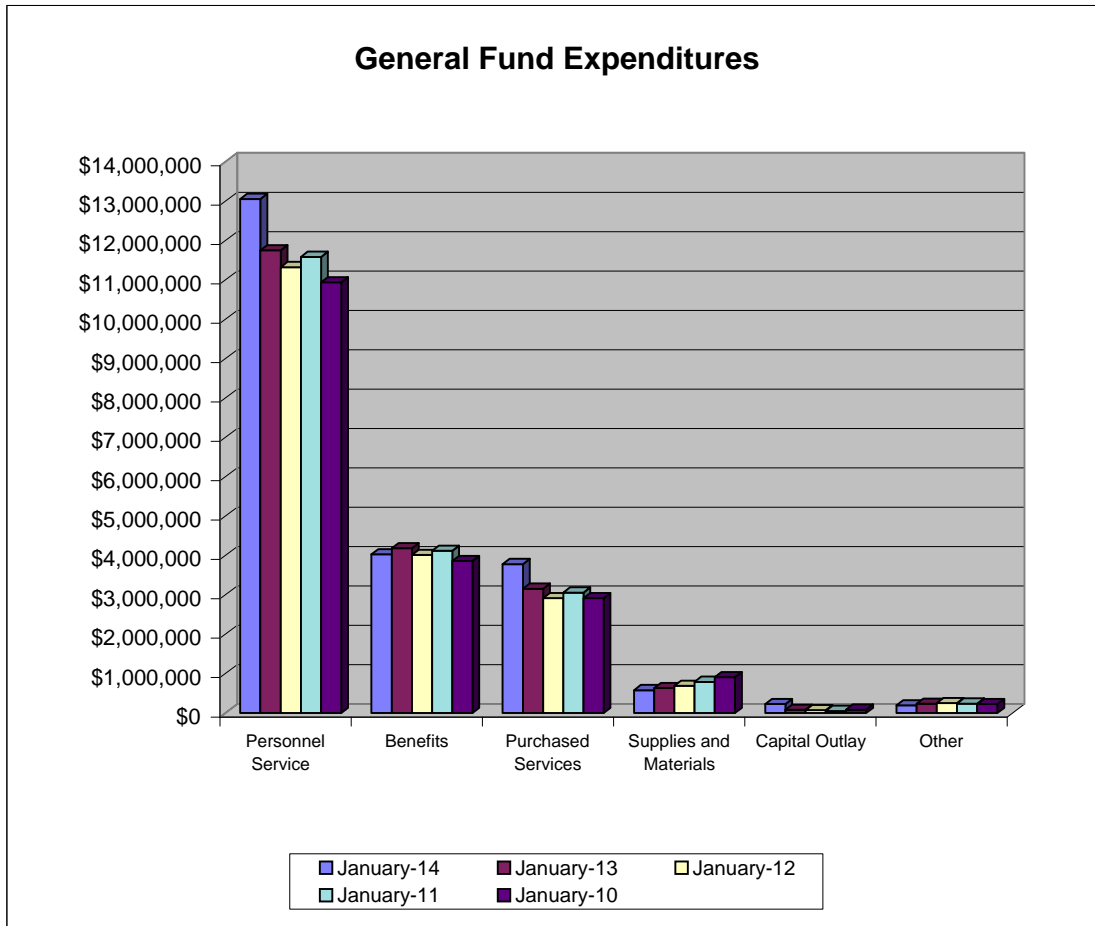
January 2014

Expenditures

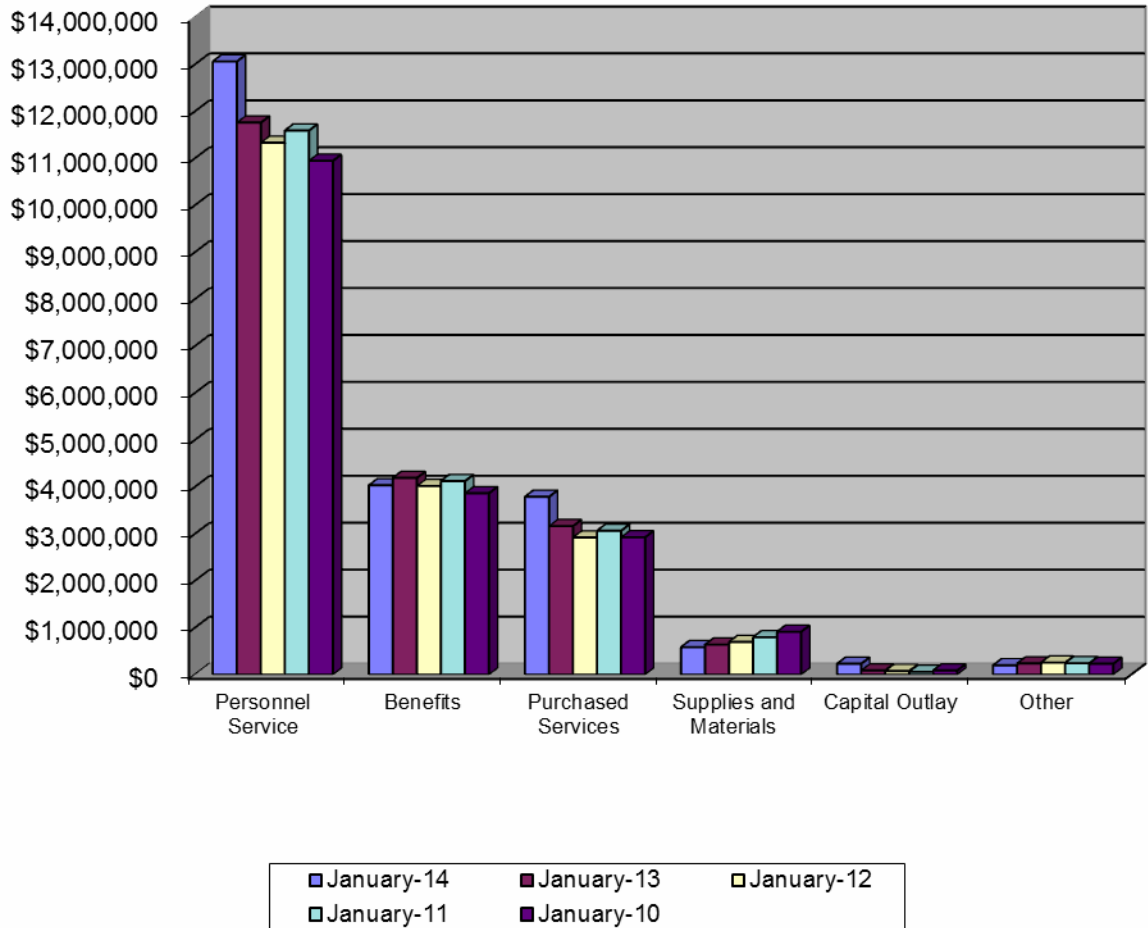
1. Personnel Services– The costs for personnel services for the School District from the beginning of the fiscal year until January 31, 2014 was \$13,060,729.92. This was an increase of 11.1% above last year at this time. This year had three pays in January and last year did not have three pays until March. \$2,536,876.67 was spent in January.
2. Benefits – The cost for benefits for the School District from the beginning of the fiscal year until January 31, 2014 was \$4,030,777.67. This was a 3.7% decrease below last year at this time and was due the district health plan changes in January 2013 and 2014. \$604,322.83 was spent in January.
3. Purchased Services – The cost for purchased services for the district from the beginning of the fiscal year until January 31, 2014 total \$3,785,921.68. This was a 19.8% increase above last year at this time and is due to Contracted Foundation Services and changes in State Legislation, BCI/FBI Exams, Legal Services, Repairs/Maintenance, Lease and Rentals, Mileage, Utilities, Postage, Special Education Costs, and Community School Payments. \$499,797.72 was spent in January.
4. Supplies and Materials – The cost for supplies and materials for the district from the beginning of the fiscal year until January 31, 2014 total \$581,785.00. This was an 8.3% decrease below last year at this time. \$50,752.33 was spent in January. District Library Books, Publications and Periodicals, Maintenance and Custodial Supplies, and Fuel for Buses accounted for most of this decrease.
5. Capital Outlay – The cost for capital outlay for the district from the beginning of the fiscal year until January 31, 2014 total \$227,527.27. This was an increase above last year at this time. \$23,712.11 was spent in January.
6. Other – The cost of other expenditures excluding transfers for the district was \$196,814.10 for the fiscal year until January 31, 2014. This was a 16.3% decrease below last year at this time. Memberships, County ESC Deduction and Auditor/Treasurer Fees were the main reasons for this decrease. \$22,394.91 was spent in January. This monthly decrease reflects a refund for services.

	January-14	January-13	January-12	January-11	January-10	Current Forecast	% Expensed
Personnel Service	\$13,060,730	\$11,757,070	\$11,327,931	\$11,587,679	\$10,943,349	\$21,602,413	60.46%
Benefits	\$4,030,778	\$4,187,516	\$4,014,500	\$4,120,409	\$3,861,191	\$7,183,156	56.11%
Purchased Services	\$3,785,922	\$3,160,056	\$2,919,065	\$3,061,941	\$2,921,970	\$6,921,992	54.69%
Supplies and Materials	\$581,785	\$634,202	\$692,860	\$793,348	\$909,768	\$1,229,380	47.32%
Capital Outlay	\$227,527	\$84,423	\$72,694	\$54,318	\$85,069	\$384,796	59.13%
Other	\$196,814	\$235,210	\$254,109	\$240,323	\$227,764	\$569,359	34.57%
Transfers and Adv., Etc. Other than Debt	\$2,407	\$82,409	\$44,937	\$27,317	\$13,345	\$102,407	2.35%
Total	\$21,885,962	\$20,140,886	\$19,326,097	\$19,885,335	\$18,962,456	\$37,993,503	57.60%
Tax Abatement Fund	\$350,462	\$715,151					

Totals do not include Tax Abatement Funds for purpose of comparison.



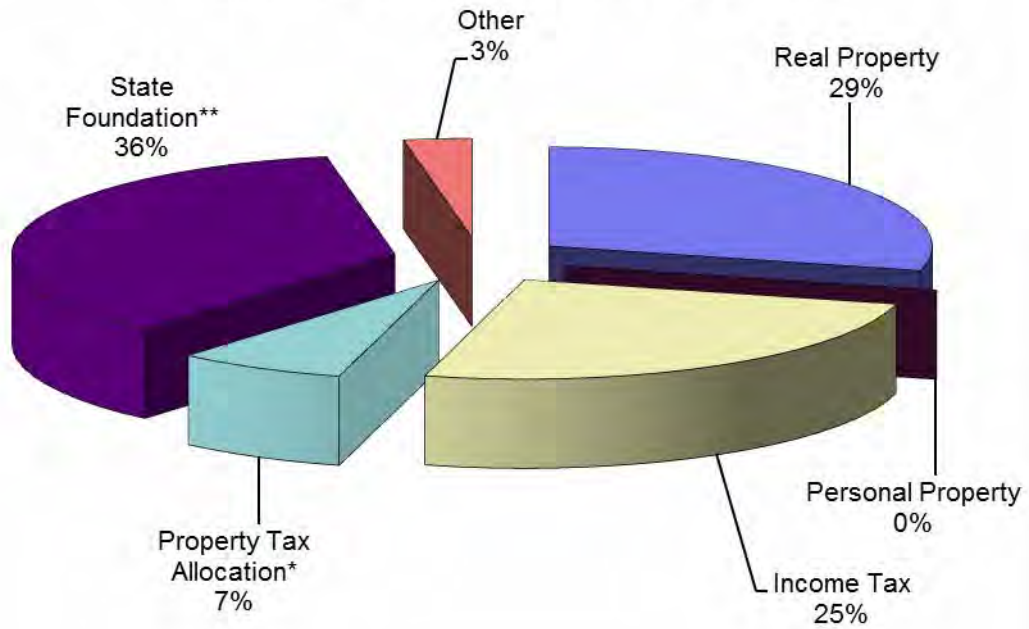
General Fund Expenditures



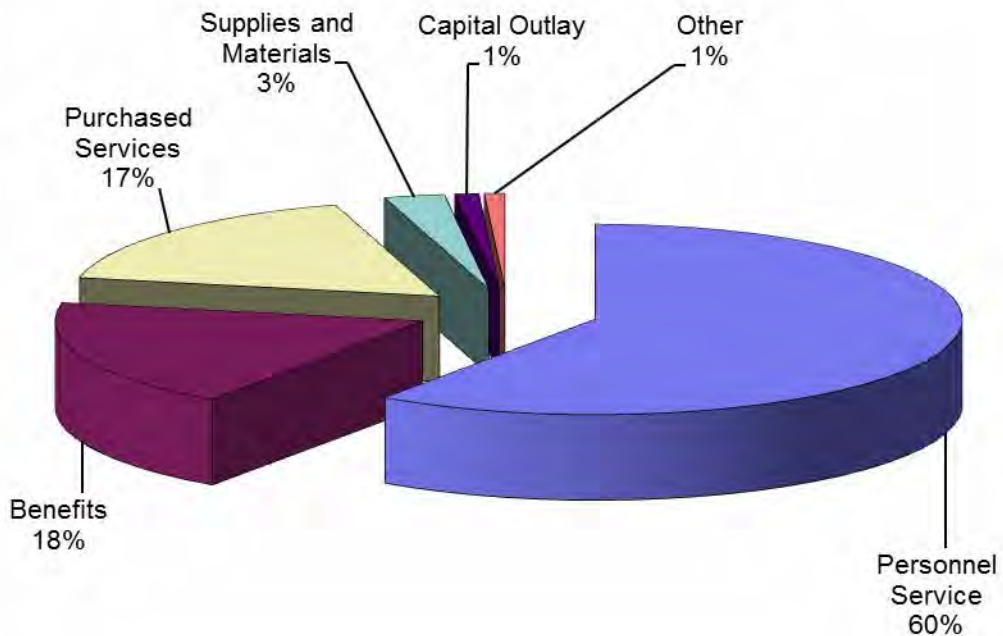
	January-14	January-13	January-12	January-11	January-10	Current Forecast
Personnel Service	\$13,060,730	\$11,757,070	\$11,327,931	\$11,587,679	\$10,943,349	\$21,602,413
Benefits	\$4,030,778	\$4,187,516	\$4,014,500	\$4,120,409	\$3,861,191	\$7,183,156
Purchased Services	\$3,785,922	\$3,160,056	\$2,919,065	\$3,061,941	\$2,921,970	\$6,921,992
Supplies and Materials	\$581,785	\$634,202	\$692,860	\$793,348	\$909,768	\$1,229,380
Capital Outlay	\$227,527	\$84,423	\$72,694	\$54,318	\$85,069	\$384,796
Other	\$196,814	\$235,210	\$254,109	\$240,323	\$227,764	\$569,359
Transfers and Adv., Etc.	\$2,407	\$82,409	\$44,937	\$27,317	\$13,345	\$102,407
Other than Debt						
Total	\$21,885,962	\$20,140,886	\$19,326,097	\$19,885,335	\$18,962,456	\$37,993,503
Tax Abatement Fund	\$350,462	\$715,151				

Totals do not include Tax Abatement Funds for purpose of comparison.

Current General Fund Revenue



Current General Fund Expenditures



	SUB-TOTALS	TOTALS
	-----	-----
Gross Depository Balances:		
GENERAL FUND 344	\$ 130,118.53	
STAR OHIO 7017	4,189,906.83	
STAR OHIO 3142	2,283,375.02	
STAR OHIO 3288	644,070.54	
e-bAY 2135	10.67	
FLEX ACCNT 3268	13,528.85	
CAFETERIA FUND 3124	104.10	
SCOREBOARD ACCNT 5877	12.75	
STARPLUS 4275	751,631.89	
ATHLETIC TOURNAMENT 022	9,494.52	
US BANK INVESTMENTS	10,064,939.94	

Total Depository Balances (Gross)		\$ 18,087,193.64
Adjustments to Bank Balance:		
Cash in Transit to Bank	\$ 0.00	
Outstanding Checks	67,264.67-	
Adjustments	1,481.60	
Merchant Card \$1,481.60		
0		
0		
0		

Total Adjustments to Bank Balance		65,783.07-
Investments:		
Treasury Bonds and Notes	\$ 0.00	
Certificate of Deposits	2,791,416.85	
Other Securities	0.00	
Other Investments:		

Total Investments		2,791,416.85
Cash on Hand:		
Petty Cash:		
Treasurer's Office	\$ 500.00	
Ross High Office/Athletics	3,050.00	
FMS Office/Athletics	600.00	
School Cafeteria's	663.00	
Elem Sch/Transportation	925.00	
Change Cash:		
Cash with Fiscal Agent	0.00	

Total Cash on Hand		5,738.00

Total Balances		\$ 20,818,565.42
		=====
Total Fund Balance		\$ 20,818,565.42
		=====
Depository Clearance Accounts:		
PAYROLL CHECKING 352	\$ 209,083.20	

Total Clearance Account Balances		\$ 209,083.20

DM Chambers

Treasurer

FREMONT CITY SCHOOL DISTRICT
Self-Funded Insurance Program

January 31, 2014

Beginning Balance - January 1, 2014 \$ 224,199.81

REVENUE

Board of Education Contributions	\$ 322,448.93	
Employee Contributions	\$ 24,465.32	
Other	\$ 19,791.02	
Total Revenue		\$ 366,705.27

EXPENDITURES

Medical Claims	\$ 170,403.63	
Dental Claims	\$ 11,749.50	
Prescription Drug Claims	\$ 59,149.73	
Vision Claims	\$ 2,658.16	
Administrative Fees:	\$ 50,294.56	
Medical Mutual	\$ 13,765.95	
Dental	\$ 1,839.20	
Express Scripts	\$ 2,237.20	
Vision Service Plan	\$ 1,160.91	
Stop Loss Insurance	\$ 28,374.30	
Broker Fees	\$ 2,917.00	
COBRA		
Other	\$ -	
Total Expenditures		\$ 294,255.58

Monthly Profit/(Loss) \$ 72,449.69

Ending Balance - January 31, 2014 \$ 296,649.50

FREMONT CITY SCHOOL DISTRICT

Investment Portfolio

January 31, 2013

Major Funds

	Term	Interest Rate	Maturity Date	Investment Amount	Monthly Interest
StarOhio	On Demand	0.010%	Daily	\$4,189,906.83	\$21.12
StarOhio - Building	On Demand	0.010%	Daily	\$2,283,375.02	\$27.74
StarOhio - Classroom Facilities	On Demand	0.010%	Daily	\$644,070.54	\$7.82
Star Plus	On Demand	0.200%	Daily	\$751,490.67	\$141.22
Held at U S Bank (See Attached)		Variable	Variable	\$10,064,939.94	\$2,915.81
TriState Capital Bank - CD	365-Days	0.470%	07/02/14	\$248,000.00	\$95.80
TriState Capital Bank - Cedars CD	365-Days	0.349%	07/03/14	\$250,000.00	\$71.71
First Merit - CD	330-Days	0.200%	07/15/14	\$1,000,000.00	\$164.38
Waterford - CD	365-Days	0.400%	11/20/14	\$500,000.00	\$164.38
TriState Capital - Cedars CD	365-Days	0.400%	12/04/14	\$400,000.00	\$131.51

New Investments

Minor Funds

Money Market - Pearl Setzler	On Demand	0.050%	Daily	\$27,072.85	\$1.15
U S Bank-CD-Dora O'Farrell	19-Month	0.100%	03/05/14	\$1,000.00	\$0.08
U S Bank-CD-Linda Schwartz	19-Month	0.100%	03/05/14	\$3,000.00	\$0.25
U S Bank-CD-Beth Israel	19-Month	0.100%	03/05/14	\$4,500.00	\$0.37
U S Bank-CD-Gene H. Perry	19-Month	0.700%	04/14/14	\$122,000.00	\$70.19
U S Bank-CD-Carolyn Rhodes	19-Month	0.700%	05/18/14	\$53,442.00	\$30.75
U S Bank-CD-Laura Kridler	19-Month	0.700%	05/18/14	\$1,000.00	\$0.58
U S Bank-CD-Edward Forgatsch	19-Month	0.700%	05/18/14	\$4,500.00	\$2.59
U S Bank-CD-American Assoc.	19-Month	0.700%	05/18/14	\$5,000.00	\$2.88
U S Bank-CD-Class of 1950	19-Month	0.600%	06/18/14	\$39,967.00	\$19.71
U S Bank-CD-Margaret Fox	19-Month	0.600%	06/18/14	\$1,000.00	\$0.49
U S Bank-CD-Alex Clark	19-Month	0.600%	06/18/14	\$10,000.00	\$4.93
U S Bank-CD-Pearl Setzler	19-Month	0.610%	06/27/14	\$68,000.00	\$34.09
U S Bank-CD-Howard Nowels	19-Month	0.610%	07/07/14	\$26,935.00	\$13.50
U S Bank-CD-Charles Fox	19-Month	0.550%	10/22/14	\$10,000.00	\$4.52
CCB-CD-Sara Horn	24-Month	0.250%	09/27/15	\$15,000.00	\$3.08
CCB-CD-Mary Hedrick	36-Month	0.400%	10/30/16	\$1,000.00	\$0.33

Totals are for memorandum purposes only

\$20,725,199.85

\$3,930.99

3/1/2014
2:05 PM



Baird Public Investment Advisors
Monthly Investment Report
Fremont City Schools
US Bank Acct #001050970931
Attn: David Chambers
 January 31, 2014

Monthly Cash Flow Activity

From 12-31-13 through 01-31-14

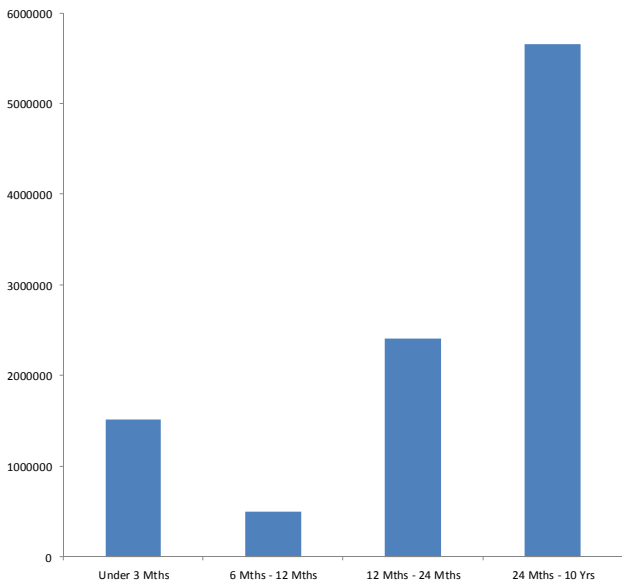
Beginning Book Value	10,062,024.13
Contributions	-
Withdrawals	-
Realized Gains/Losses	321.87
Gross Interest Earnings	2,593.94
Ending Book Value	10,064,939.94

Market Value Summary

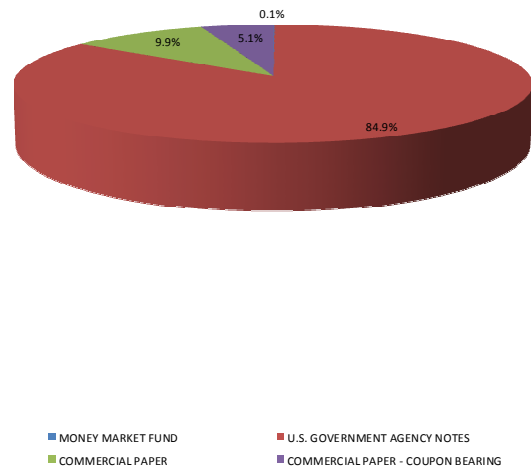
Security Type	Market Value	Pct. Assets	Avg Yield at Cost	Wght Avg Mat
Money Market Fund				
MONEY MARKET FUND	5,484.10	0.1	0.01	0.00
Fixed Income				
U.S. GOVERNMENT AGENCY NOTES	8,555,659.15	84.8	0.62	2.24
Accrued Interest	12,198.52	0.1		
Commercial Paper				
COMMERCIAL PAPER	999,750.00	9.9	0.25	0.16
COMMERCIAL PAPER - COUPON BEARING	515,000.00	5.1	0.10	0.07
Accrued Interest	0.00	0.0		
TOTAL PORTFOLIO	10,088,091.78	100.0	0.56	1.92

Maturity Distribution

Distribution by Maturity



Security Type Allocation



Disclosure: Baird's internal accounting system is used as the source of the market value of this account. Although obtained from a source believed to be reliable, we cannot guarantee its accuracy. Investment earnings are net of management fees. You should review all account statements provided by the custodian and compare with the statements provided by Baird.

Baird Public Investment Advisors
 Portfolio Holdings Report
Fremont City Schools
US Bank Acct #001050970931
 January 31, 2014



Quantity	Cusip	Security Description	Moody's	S&P	Cost Basis	Market Value	Yield at Cost	Wtd Maturity
U.S. GOVERNMENT AGENCY NOTES								
500,000	3134G3H78	Federal Home Ln Mtg 0.350% Due 12-05-14	Aaa	AA+	499,935.00	500,838.00	0.36	0.85
900,000	3134G36G0	Federal Home Ln Mtg 0.350% Due 03-18-15	Aaa	AA+	899,910.00	901,262.70	0.36	1.13
505,000	3134G3J76	Federal Home Ln Mtg 0.450% Due 09-04-15	Aaa	AA+	505,000.00	506,023.63	0.45	1.59
1,000,000	3135G0TT0	Federal Natl Mtg Assoc 0.500% Due 01-29-16	Aaa	AA+	999,700.00	1,000,831.00	0.51	1.99
505,000	3134G36A3	Federal Home Ln Mtg 0.600% Due 03-28-16	Aaa	AA+	505,000.00	505,089.89	0.60	2.14
900,000	3135G0VA8	Federal Natl Mtg Assoc 0.500% Due 03-30-16	Aaa	AA+	899,964.00	901,350.00	0.50	2.15
1,070,000	3137EADQ9	Federal Home Ln Mtg 0.500% Due 05-13-16	Aaa	AA+	1,069,539.90	1,071,202.68	0.52	2.27
420,000	3136G1RV3	Federal Natl Mtg Assoc 0.950% Due 10-28-16	Aaa	AA+	420,000.00	420,703.50	0.95	2.70
1,000,000	3136G05H0	Federal Natl Mtg Assoc 0.700% Due 11-21-16	Aaa	AA+	1,000,000.00	999,097.00	0.70	2.77
750,000	3136G1FG9	Federal Natl Mtg Assoc 0.800% Due 02-27-17	Aaa	AA+	750,000.00	748,950.75	0.80	3.02
1,000,000	3137EADH9	Federal Home Ln Mtg 1.000% Due 06-29-17	Aaa	AA+	996,650.00	1,000,310.00	1.10	3.35
	Accrued Interest					12,198.52		
					8,545,698.90	8,567,857.68	0.62	2.24
COMMERCIAL PAPER								
1,000,000	4662J1CU2	JP Morgan 0.000% Due 03-28-14	P-1	A-1	998,756.94	999,750.00	0.25	0.16
COMMERCIAL PAPER - COUPON BEARING								
515,000	0268235014	US Bank 0.100% Due 02-27-14	P-1	A-1	515,000.00	515,000.00	0.10	0.07
	Accrued Interest					0.00		
					515,000.00	515,000.00	0.10	0.07
MONEY MARKET FUND								
	USBMMF	First American Treasury Obligations Fund			5,484.10	5,484.10	0.01	
TOTAL PORTFOLIO					10,064,939.94	10,088,091.78	0.56	1.92

Disclosure: Baird's internal accounting system is used as the source of the market value of this account. Although obtained from a source believed to be reliable, we cannot guarantee its accuracy. Investment earnings are net of management fees. You should review all account statements provided by the custodian and compare with the statements provided by Baird.



Baird Public Investment Advisors
REALIZED GAINS AND LOSSES - SETTLED TRADES
Fremont City Schools
US Bank Acct #001050970931
Attn: David Chambers
From 01-01-14 Through 01-31-14

Open Date	Close Date	Quantity	Security	Cost Basis	Proceeds	Gain Or Loss	
						Short Term	Long Term
12-31-13	01-24-14	515,000	US Treasury Note 0.250% Due 12-31-15	513,672.27	513,994.14	321.87	
TOTAL GAINS						321.87	0.00
TOTAL LOSSES						0.00	0.00
TOTAL REALIZED GAIN/LOSS				513,672.27	513,994.14	321.87	0.00



Baird Public Investment Advisors
INCOME - SETTLED TRADES
Fremont City Schools
US Bank Acct #001050970931
Attn: David Chambers
From 01-01-14 Through 01-31-14

<u>Ex-Date</u>	<u>Pay-Date</u>	<u>Security</u>	<u>Amount</u>
U.S. GOVERNMENT AGENCY NOTES			
01-29-14	01-29-14	Federal Natl Mtg Assoc 0.500% Due 01-29-16	2,500.00
			<hr/> 2,500.00
U.S. TREASURY NOTES			
01-24-14	01-24-14	US Treasury Note 0.250% Due 12-31-15	85.36
			<hr/> 85.36
COMMERCIAL PAPER - COUPON BEARING			
01-30-14	01-30-14	US Bank 0.100% Due 01-30-14	8.58
			<hr/> 8.58
NET INCOME			2,593.94

FREMONT CITY SCHOOL DISTRICT

Permanent Improvement Fund

Cash Flow Analysis

Date	Permanent Improvement Description	Receipts	Expenditures	Balance
July 2012	2nd 1/2 Real Property Adv #1	\$ 149,000.00		\$686,819.06
	Hayes Fencing Repair		\$ 201.00	\$686,618.06
	Engineering Design Services for Repaving Ross Lot		\$ 3,000.00	\$683,618.06
	Hayes and Stamm Landscapping Plants		\$ 1,695.35	\$681,922.71
	New District Office Radio		\$ 912.00	\$681,010.71
	CD-Rom for Adamson/Morrison's Law for Business		\$ 3,652.00	\$677,358.71
	Tranfer Prior Year Expense	\$ (14,623.61)		\$662,735.10
	Administration Building		\$ 125,402.00	\$537,333.10
	iPads and iPad Cart		\$ 10,179.95	\$527,153.15
	Kenwood Handheld Radio Package		\$ 1,284.00	\$525,869.15
	Ross Natatorium Pool Temer Room A/C		\$ 270.00	\$525,599.15
	2nd 1/2 Real Property Settlement	\$ 163,271.81		\$688,870.96
	2nd 1/2 Real Property Settlement Fees		\$ 7,636.48	\$681,234.48
	August	Tuck Point and Water Repellent to Washington/Bus Garage		\$ 19,053.00
Open PO for July - Sept Repairs			\$ 391.87	\$661,789.61
Fence for around Shed at FMS			\$ 1,445.00	\$660,344.61
Otis -Restroom Partitions Installation			\$ 6,512.00	\$653,832.61
Hayes - Ashohalt and Concrete Removal			\$ 960.00	\$652,872.61
Otis - Carpet Installation in Kindergartens			\$ 7,377.48	\$645,495.13
Portables Removed			\$ 13,650.00	\$631,845.13
Bid Notice for Ross Parking Lot			\$ 437.22	\$631,407.91
Natorium Timer Room A/C Mini Split System			\$ 4,488.00	\$626,919.91
Equipment for iPad Cart - Wireless Router DLINK			\$ 124.91	\$626,795.00
Accounting Textbooks			\$ 3,978.70	\$622,816.30
Ross - Dispose of Old/Install New Flooring			\$ 2,082.83	\$620,733.47
Natorium Sealant and Supplies			\$ 4,989.68	\$615,743.79
Ross - Parking Lot Repaving			\$ 162,576.00	\$453,167.79
Repair of Flooring			\$ 515.00	\$452,652.79
Prep Guide			\$ 1,021.20	\$451,631.59
Rebate		\$ 240.00		\$451,871.59
2nd 1/2 Manufactured Homes Settlement		\$ 587.15		\$452,458.74
2nd 1/2 Manufactured Homes Settlement Fees			\$ 158.85	\$452,299.89
Homestead/Rollback		\$ 47,534.23		\$499,834.12
Homestead/Rollback Fees		\$ 405.31	\$499,428.81	
Reduction To Expense		\$ (8,651.90)	\$508,080.71	
September	Floor Coverings - Wiper/Scraper Rugs for District Buildings		\$ 12,455.16	\$495,625.55
	Kenwood TK-3360 Handheld Radio Package		\$ 321.00	\$495,304.55
	Table at FMS		\$ 725.00	\$494,579.55
	Hilty Rebate		\$ (1,000.00)	\$495,579.55
	Knox Box Reimbursement		\$ (380.00)	\$495,959.55
	Transfer to Bus Fund		\$ 45,000.00	\$450,959.55
	Transfer to Turf Fund		\$ 80,000.00	\$370,959.55
	Transfer to Athletic Resurfacing Fund		\$ 10,000.00	\$360,959.55
	Transfer to Weight Room Fund		\$ 20,000.00	\$340,959.55
	Transfer to Vehicle Replacement Fund		\$ 20,000.00	\$320,959.55
	Portables Removed at Atkinson, Croghan, Otis, Ross and Sacred Heart		\$ 4,500.00	\$316,459.55
	Atkinson Repairs to Soffit		\$ 7,489.00	\$308,970.55
	Track Landscapping		\$ 1,245.00	\$307,725.55
Little Giant and Streak Restoration at Stadium		\$ 500.00	\$307,225.55	

FREMONT CITY SCHOOL DISTRICT

Permanent Improvement Fund

Cash Flow Analysis

Date	Permanent Improvement Description	Receipts	Expenditures	Balance
October	Phoenix Vertical Fireproof File Cabinets		\$ 4,731.00	\$302,494.55
	Phoenix Firefighter Fireproof Digital Safe		\$ 699.00	\$301,795.55
	Floorcovering - Atkinson, Stamm		\$ 1,051.06	\$300,744.49
	Seal and Stipe Asphalt - Croghan		\$ 4,990.00	\$295,754.49
	Landscapping - Croghan		\$ 2,368.50	\$293,385.99
	Light Bulbs for Pool		\$ 875.79	\$292,510.20
	Repair to South Air Handler in Gym - Ross		\$ 7,750.00	\$284,760.20
	ScanDisk Cruzer Facet 8GB		\$ 243.50	\$284,516.70
	School Outfitters Molded Plastic Tables		\$ 890.93	\$283,625.77
	Garmin Nuvi 50LM Units		\$ 2,054.23	\$281,571.54
	Change Order to Admin Building		\$ 12,386.25	\$269,185.29
	Removal of Burner, Refactory, Set New Burner		\$ 2,215.00	\$266,970.29
	Manufactured Homes Rollback	\$ 279.30		\$267,249.59
November	Manufactured Homes Homestead	\$ 700.13		\$267,949.72
	By-Pass Damper and System Pilot Tool		\$ 1,495.00	\$266,454.72
	Office Furniture - Washington		\$ 2,737.25	\$263,717.47
	2nd 1/2 Personal Property Settlement	\$ 34.35		\$263,751.82
	2nd 1/2 Personal Property Settlement Fees		\$ 4.98	\$263,746.84
	Tangible Personal Property Tax Loss Reimbursement	\$ 31,896.30		\$295,643.14
Electrical Work - Ross		\$ 2,949.00	\$292,694.14	
December	No Expenditures		\$ -	\$292,694.14
January	Stamm - Boiler Retubing		\$ 4,709.68	\$287,984.46
	Washington - Office Furniture		\$ 2,786.75	\$285,197.71
	H P Laser Jet		\$ 695.00	\$284,502.71
	1st 1/2 Real Property Tax Advance	\$ 63,000.00		\$347,502.71
	Croghan - Eco Plus		\$ 1,246.40	\$346,256.31
February	Ubiquiti UniFi UAP-PRO WiFi System		\$ 832.00	\$345,424.31
March	1st 1/2 Real Property Settlement	\$ 288,189.40		\$633,613.71
	1st 1/2 Real Property Settlement Expense		\$ 8,344.07	\$625,269.64
	FMS - Snow Blower		\$ 422.34	\$624,847.30
April	300 Series Deluxe Folding Chairs and Shipping		\$ 2,656.60	\$622,190.70
	Lutz - Curved Vertical Blinds		\$ 512.96	\$621,677.74
	Stadium - Keypad for doors		\$ 1,115.00	\$620,562.74
	Dotworkz D2 Standard Cameras		\$ 1,493.59	\$619,069.15
	Hayes PA System Upgrade for Classrooms		\$ 4,972.00	\$614,097.15
	Homestead/Rollback Settlement	\$ 46,153.89		\$660,251.04
	Homestead/Rollback Settlement Fees		\$ 393.50	\$659,857.54
	Otis - Additional Buzz-in Door		\$ 1,390.00	\$658,467.54
Lutz - Pump Replacement		\$ 4,306.00	\$654,161.54	
May	iPad with Dock, Wifi, Engraving, and Smart Cover		\$ 8,260.00	\$645,901.54
	1st 1/2 Manufactured Homestead/Rollback	\$ 1,167.95		\$647,069.49
	1st 1/2 Manufactured Homestead/Rollback Fees		\$ 128.50	\$646,940.99
	Tangible Personal Property Tax Loss	\$ 31,896.29		\$678,837.28
June	Apple Refund		\$ (464.00)	\$679,301.28
	Ross - Architectural Services Restrooms		\$ 6,000.00	\$673,301.28
	Ross - Change Order - Electrical Upgrade		\$ 24,091.00	\$649,210.28
	Transfer to Facilities Maintenance Fund		\$ 281,169.74	\$368,040.54
	1st 1/2 Tangible Personal Property Settlement	\$ 33.14		\$368,073.68
	1st 1/2 Tangible Personal Property Settlement Fee		\$ 4.81	\$368,068.87
July 2013	Apple iPad WiFi 64GB, Engraving, AppleCare+		\$ 563.56	\$367,505.31
	2nd 1/2 Real Property Advance	\$ 139,000.00		\$506,505.31
	2nd 1/2 Real Property Settlement	\$ 162,101.29		\$668,606.60
3/1/2014				

FREMONT CITY SCHOOL DISTRICT
Permanent Improvement Fund
Cash Flow Analysis

Date	Permanent Improvement Description	Receipts	Expenditures	Balance
	2nd 1/2 Real Property Settlement Fees		\$ 7,220.94	\$661,385.66
August	Carpet at District Buildings		\$ 51,501.15	\$609,884.51
	Galley Left Serving Line, Corner, Salad Bar, Hot Food		\$ 5,000.84	\$604,883.67
	Right Side Serving Line		\$ 4,992.96	\$599,890.71
	Transfers to Bus Replacement, Stadium, Track, Vehicle and Pool Funds		\$ 123,400.00	\$476,490.71
	Donations	\$ 11,000.00		\$476,490.71
September	Bus Video Camera Security Package		\$ 12,850.00	\$474,640.71
	Homestead/Rollback Settlement	\$ 46,399.93		\$521,040.64
	Homestead/Rollback Settlement Fees		\$ 418.42	\$520,622.22
	Donations	\$ (11,000.00)		\$509,622.22
October	2nd 1/2Manufactured Home Settlement	\$ 567.25		\$510,189.47
	2nd 1/2Manufactured Home Settlement Fees		\$ 161.14	\$510,028.33
	Move expense from 001		\$ 3,690.98	\$506,337.35
	Patch Panel, WiFi System, Shipping		\$ 3,100.00	\$503,237.35
	Shielded Jack, Shielded Patch Cable		\$ 202.00	\$503,035.35
	Asbestos Tile Removal - Atkinson		\$ 4,515.00	\$498,520.35
	iPad Mini, Applecare, iPad Smartcover		\$ 6,670.00	\$491,850.35
	Smartboard, ELMO, Shipping		\$ 4,295.00	\$487,555.35
	2nd 1/2 Manufactured Home Homestead	\$ 727.65		\$488,283.00
November	VbiQuitit Touchable Pr		\$ 695.95	\$487,587.05
	Bridge #2 - Tangible Personal Property Loss Reimb.	\$ 31,896.29		\$519,483.34
December	Removal of Soil Under Playgrounds except Washington		\$ 19,000.00	\$500,483.34
	Lutz PTO Donation	\$ 2,000.00		\$502,483.34
	Ubiquiti UniFi VAP-Pro WiFi and Shipping		\$ 2,012.00	\$500,471.34
	Google Chromebook Mgt Software License, Laser Etching		\$ 25,100.00	\$475,371.34
	Infocus Projector, ELMO TT-12 Document Camera		\$ 963.67	\$474,407.67
	Professional Services for Engineering and Design		\$ 7,800.00	\$466,607.67
	Smart Board and Shipping		\$ 1,449.00	\$465,158.67
	4 Ton R410A Pkgd HVAC Unit		\$ 2,998.00	\$462,160.67
	4 Ton R410A Pkgd HVAC Unit		\$ 2,998.00	\$459,162.67
	Toshiba TECRA Laptop, Replicator and Carrying Case		\$ 3,819.75	\$455,342.92
	Toshiba TECRA Laptop, Replicator and Carrying Case		\$ 3,819.75	\$451,523.17
January	Manufactured Homes Homestead/Rollback	\$ 296.40		\$451,819.57
	Weight Room Equipment		\$ 21,796.75	\$430,022.82
	Exhaust Ventilator		\$ 2,970.18	\$427,052.64
	Exhaust Ventilator		\$ 2,970.18	\$424,082.46
	Removal of Asbestos in Weight Room Office		\$ 1,200.00	\$422,882.46
	Removal of 2430 Sq Ft of Floor Tile from Weight Room		\$ 3,645.00	\$419,237.46
	Toshiba Carry Case		\$ 140.22	\$419,097.24
	Toshiba Carry Case		\$ 140.22	\$418,957.02
	Super Berber Logo Mat		\$ 4,897.58	\$414,059.44
	Cart, Chromebooks, Software License, Laser Etch, Warranty		\$ 65,018.00	\$349,041.44
	Lithonia T-8 Wrap Around Fixtures, T-8 Lamps		\$ 4,375.50	\$344,665.94
	Supplies for Weight Room		\$ 267.94	\$344,398.00
	Open PO for Weight Room Supplies		\$ 88.15	\$344,309.85
	Weight Room Electrical Supplies		\$ 1,196.16	\$343,113.69
	Paint for Weight Room		\$ 1,620.13	\$341,493.56
	Weight Room Boiler Materials		\$ 1,156.75	\$340,336.81
	1st 1/2 Real Property Advance	\$ 102,000.00		\$442,336.81
	Fiscal Year Totals	\$ 484,988.81	\$ 410,720.87	

FREMONT CITY SCHOOL DISTRICT Tax Abatement FundCash Flow Analysis

Date	Tax Abatement Description	Receipts	Expenditures	Balance
				\$5,241,108.42
July 1, 2012	Abatement	\$9,120.36		\$5,250,228.78
	Ross Electrical Upgrade Design		\$2,531.75	\$5,247,697.03
	LFI - New FMS		\$206.88	\$5,247,490.15
	Abatement	\$7,800.00		\$5,255,290.15
August	LFI - New FMS		\$206.88	\$5,255,083.27
	Ross Wireless Equipment and Installation		\$76,000.00	\$5,179,083.27
September	Ross Electrical Upgrade Design		\$4,725.00	\$5,174,358.27
	LFI - New FMS		\$206.88	\$5,174,151.39
	Ross Electrical Upgrade Parts and Labor		\$168,447.98	\$5,005,703.41
October	Move Exp from 003		\$21,049.40	\$4,984,654.01
	Textbooks		\$122,086.93	\$4,862,567.08
	Ross Electrical Upgrade Design		\$525.00	\$4,862,042.08
	K-12 Science Education Practices		\$72.86	\$4,861,969.22
	Textbooks		\$29,032.50	\$4,832,936.72
	Textbooks		\$16,183.30	\$4,816,753.42
	Storytown		\$1,631.80	\$4,815,121.62
	LFI - New FMS		\$206.88	\$4,814,914.74
November	LFI - New FMS		\$206.88	\$4,814,707.86
	Harcourt - Textbook Refund		(\$1,631.80)	\$4,816,339.66
December	LFI - New FMS		\$206.88	\$4,816,132.78
	Textbooks		\$2,806.15	\$4,813,326.63
	Textbooks		\$27,873.88	\$4,785,452.75
Janaury	LFI - New FMS		\$206.88	\$4,785,245.87
	Textbook Expenses moved from GF		\$242,367.98	\$4,542,877.89
February	Transfer to GF		\$200,000.00	\$4,342,877.89
March	No Activity			\$4,342,877.89
April	Toshiba Laptop, Replicator and Case		\$69,258.98	\$4,273,618.91
	Abatement	\$676,000.00		\$4,949,618.91
May	Abatement	\$19,600.00		\$4,969,218.91
	Ross Electrical - JDRM Engineering		\$630.00	\$4,968,588.91
June	Ross Electrical Upgrade		\$13,253.02	\$4,955,335.89
July 1, 2013	Textbooks		\$88,084.66	\$4,867,251.23
August	Abatement	\$7,800.00		\$4,875,051.23
	Chromebook Extended Warrenty		\$133.02	\$4,874,918.21
	High School Study Guides and Teacher Ed		\$4,712.95	\$4,870,205.26
	Elementary Workbooks		\$5,260.99	\$4,864,944.27
September	MPS		2.93	\$4,864,941.34

FREMONT CITY SCHOOL DISTRICT Tax Abatement FundCash Flow Analysis

Date	Tax Abatement Description	Receipts	Expenditures	Balance
	Scholastic		\$8,836.17	\$4,856,105.17
	Houghton Mifflin Harcourt		\$21,708.70	\$4,834,396.47
	McGraw Hill Education		\$45,119.09	\$4,789,277.38
	Pearson Education		\$60,120.32	\$4,729,157.06
	CPO Science		\$805.60	\$4,728,351.46
	Toshiba Laptop, Carry Case and Replicator		\$2,629.98	\$4,725,721.48
	Abatement	\$9,120.36		\$4,734,841.84
October	Smartboard Mobile Floor Stand, Infocus Projector		\$1,061.00	\$4,733,780.84
	Move expense to 003		(\$3,690.98)	\$4,737,471.82
	Textbooks, Storytown		\$70,989.72	\$4,666,482.10
November	Textbooks		\$34,284.06	\$4,632,198.04
December	Pearson Education Credit		(\$5,966.82)	\$4,638,164.86
	DEMCO Supplies		\$2,795.17	\$4,635,369.69
	Shipping - American Government: Power and Pur		\$99.54	\$4,635,270.15
January	Transfer to Pool Equipment Fund		\$10,053.25	\$4,625,216.90
	Open PO for Purchase of Books		\$3,423.00	\$4,621,793.90
	Fiscal Year Totals	\$16,920.36	\$350,462.35	

-- Options Summary --

Summary or detail report? (S,D) D
Output file: FINSUM.TXT
Print options page? (Y,N) Y
Generate FINDET report for comparison? (Y,N) N
!Sort options: FS
Include funds with zero balances in all fields? (Y,N) Y
Include future encumbrance amounts? (Y,N) N

BAT_FINSUM executed by FREMONT_NC on node NOECA3:: at 6-FEB-2014 08:30:35.99

Date: 02/06/2014
 Time: 8:30 am

FREMONT CITY SCHOOL DISTRICT
 Financial Report by Fund/SCC

Fund #	Fund Description	FYTD Receipts	MTD Expenditures	FYTD Expenditures	Current Fund Balance	Current Encumbrances	Unencumbered Fund Balance	Bank Code
001 0000	GENERAL FUND	22,099,314.66	3,719,717.08	21,637,940.47	6,699,690.18	571,989.57	6,127,700.61	
6,238,315.99	4,123,555.36							
001 9000	TECHNOLOGY FUND - DISTRICT WIDE	8,059.50	0.00	28,089.90	12,925.07-	0.00	12,925.07-	
7,105.33	427.00							
001 9001	GENERAL FEE - ATKINSON	1,500.00	0.00	4,275.61	2,660.61-	3,330.94	5,991.55-	
115.00	317.50							
001 9002	GENERAL FEE - CROGHAN	898.45	0.00	3,934.81	1,253.50-	3,678.36	4,931.86-	
1,782.86	325.00							
001 9003	GENERAL FEE - HAYES	1,006.90	0.00	4,527.04	2,565.26-	2,655.65	5,220.91-	
954.88	125.00							
001 9004	GENERAL FEE - LUTZ	3,820.00	0.00	1,157.96	8,617.82	811.90	7,805.92	
5,955.78	25.00							
001 9005	GENERAL FEE - OTIS	895.00	0.00	3,610.37	1,730.98-	5,505.25	7,236.23-	
984.39	0.00							
001 9006	GENERAL FEE - STAMM	2,962.99	0.00	5,858.65	2,726.35-	2,628.88	5,355.23-	
169.31	25.00							
001 9007	GENERAL FEE - WASHINGTON	1,887.50	0.00	229.49	4,962.54	1,091.58	3,870.96	
3,304.53	25.00							
001 9008	GENERAL FEE - ATKINSON	0.00	0.00	0.00	0.00	0.00	0.00	
0.00	0.00							
001 9009	GENERAL FEE - CROGHAN	0.00	0.00	0.00	0.00	0.00	0.00	
0.00	0.00							
001 9010	FMS-SIXTH GRADE STUDENT FEES YR 11-12	12.50	0.00	706.21	12.50	0.00	12.50	
706.21	0.00							
001 9013	GENERAL FEE - STAMM	0.00	0.00	1,700.49	0.00	0.00	0.00	
1,700.49	0.00							
001 9020	GENERAL FEE - STAMM	0.00	0.00	0.00	0.00	0.00	0.00	
0.00	0.00							
001 9050	ELEMENTARY MUSIC	10.00	0.00	722.51	690.51-	0.00	690.51-	
22.00	0.00							
001 9100	WORKBOOKS - ROSS	469.75	0.00	1,451.69	143.11	0.00	143.11	
1,125.05	10.50							

Date: 02/06/2014
 Time: 8:30 am

FREMONT CITY SCHOOL DISTRICT
 Financial Report by Fund/SCC

Page: 2
 (FINSUM)

Fund #	Fund Description	FYTD Receipts	MTD Expenditures	FYTD Expenditures	Current Fund Balance	Current Encumbrances	Unencumbered Fund Balance	Bank Code
001 9101	ROSS ID TAGS 6,047.84	15.00	713.50	0.00	1,086.26	5,675.08	0.00	5,675.08
001 9102	SAFETY GLASSES - ROSS 203.55	0.00	0.00	0.00	203.55	192.00	11.55	
001 9103	ART FUND - ROSS 4,779.93	105.00	3,990.07	0.00	11,753.86	2,983.86-	0.00	2,983.86-
001 9104	HOME ECONOMICS - ROSS 1,081.85	55.00	569.50	143.51	1,968.78	317.43-	331.22	648.65-
001 9105	WOODS - ROSS 2,302.11	80.89	1,375.89	0.00	1,729.96	1,948.04	752.61	1,195.43
001 9106	ENERGY & POWER - ROSS 2,691.66	0.00	60.00	0.00	0.00	2,751.66	202.82	2,548.84
001 9107	METALS - ROSS 1,123.74	0.00	0.00	0.00	0.00	1,123.74	0.00	1,123.74
001 9108	COMPUTER TECHNOLOGY - ROSS 8,020.05	21.00	714.75	0.00	0.00	8,734.80	0.00	8,734.80
001 9109	PHOTOGRAPHY - ROSS 741.67	136.50	1,385.50	298.95	2,027.69	99.48	49.48	50.00
001 9110	SCIENCE - ROSS 3,715.93	97.00	3,941.80	29.69	17,111.47	9,453.74-	1,164.72	10,618.46-
001 9111	BUSINESS - ROSS 2,650.85	15.00	833.25	0.00	759.94	2,724.16	0.00	2,724.16
001 9112	ENGINEERING DESIGN - ROSS 686.67	0.00	0.00	0.00	0.00	686.67	0.00	686.67
001 9113	MATH/ROSS 1,887.23	25.50	911.25	0.00	0.00	2,798.48	0.00	2,798.48
001 9114	APPLIED MANUFACTURING & TECHNOLOGY 1,428.72	0.00	0.00	0.00	0.00	1,428.72	0.00	1,428.72
001 9115	ROSS PARKING 2,129.21	40.00	3,920.00	0.00	220.00	5,829.21	1,375.00	4,454.21
001 9116	FIRST AID & SAFETY/ROSS 667.17	0.00	25.00	0.00	0.00	692.17	0.00	692.17

Date: 02/06/2014
 Time: 8:30 am

FREMONT CITY SCHOOL DISTRICT
 Financial Report by Fund/SCC

Page: 3
 (FINSUM)

Fund #	Fund Description	FYTD Receipts	MTD Expenditures	FYTD Expenditures	Current Fund Balance	Current Encumbrances	Unencumbered Fund Balance	Bank Code
001 9117	BIOLOGY AP/ROSS 0.00	0.00	175.00	0.00	0.00	175.00	0.00	175.00
001 9118	CHEMISTRY AP/ROSS 2,014.49	0.00	100.00	0.00	0.00	2,114.49	0.00	2,114.49
001 9119	PHYSICS AP/ROSS 1,333.46	0.00	0.00	0.00	0.00	1,333.46	494.00	839.46
001 9120	BAND - ROSS 1,794.27	6.50	1,714.25	0.00	2,842.80	665.72	1,145.80	480.08-
001 9121	GOVERNMENT - ROSS 340.98	0.00	0.00	0.00	0.00	340.98	0.00	340.98
001 9122	MUSIC DEPARTMENT CLEANING FEES 743.98	0.00	0.00	0.00	75.00	668.98	225.00	443.98
001 9123	SCHOOL PLANNERS 1,595.04	33.00	1,320.00	0.00	4,236.00	1,320.96-	0.00	1,320.96-
001 9125	FOREIGN LANGUAGES - ROSS 1,025.75	10.00	1,398.50	0.00	4,360.44	1,936.19-	0.00	1,936.19-
001 9200	MIDDLE SCHOOL CALCULATORS 966.35	0.00	678.15	0.00	5,866.31	4,221.81-	0.00	4,221.81-
001 9201	MIDDLE SCHOOL ID TAGS/PLANNERS 456.50	21.50	1,102.71	0.00	2,504.92	945.71-	0.00	945.71-
001 9203	ART - MIDDLE SCHOOL 148.66	30.00	1,264.00	0.00	4,527.82	3,115.16-	0.00	3,115.16-
001 9205	MATERIALS & PROCESSING - MIDDLE SCHOOL 629.50	20.00	555.50	0.00	3,196.15	2,011.15-	0.00	2,011.15-
001 9206	FMS-CULTURAL CONNECTION-FOREIGN LANGUAGE 0.00	2.00	24.00	0.00	0.00	24.00	0.00	24.00
001 9210	SCIENCE - MIDDLE SCHOOL 918.79	30.00	812.00	0.00	6,071.90	4,341.11-	621.84	4,962.95-
001 9211	CHOIR - MIDDLE SCHOOL 52.50	0.00	105.00	0.00	682.50	525.00-	0.00	525.00-
001 9212	BAND - MIDDLE SCHOOL 730.42	22.50	536.00	22.25-	4,362.85	3,096.43-	397.65	3,494.08-

Date: 02/06/2014
 Time: 8:30 am

FREMONT CITY SCHOOL DISTRICT
 Financial Report by Fund/SCC

Page: 4
 (FINSUM)

Fund #	Fund Description	FYTD	MTD	FYTD	Current	Current	Unencumbered	Bank
Begin	MTD	Receipts	Expenditures	Expenditures	Fund	Encumbrances	Fund	Balance
Balance	Receipts				Balance		Balance	Code
001 9213	INDUSTRIAL TECH - MIDDLE SCHOOL							
378.43	24.00	380.00	0.00	2,861.51	2,103.08-	300.14	2,403.22-	
001 9214	COMPUTER & KEYBOARDING - MIDDLE SCHOOL							
1,975.55	0.00	116.50	0.00	450.00	1,642.05	0.00	1,642.05	
001 9216	ORCHESTRA - MIDDLE SCHOOL							
346.50	0.00	179.00	0.00	273.26	252.24	907.50	655.26-	
001 9300	BUS PURCHASES - STATE MONIES							
0.00	0.00	0.00	0.00	0.00	0.00	0.00	0.00	
001 9301	HANDICAPPED BUS PURCHASES - STATE MONIES							
0.00	0.00	0.00	0.00	0.00	0.00	0.00	0.00	
001 9302	BUS PURCHASES - LOCAL							
4,050.00	0.00	0.00	0.00	0.00	4,050.00	0.00	4,050.00	
001 9303	MEDICAID SCHOOL PROGRAM							
225,567.32	9,760.56	35,547.48	11,412.29	76,631.41	184,483.39	13,900.00	170,583.39	
001 9304	TAX ABATEMENT							
4,955,335.89	0.00	16,920.36	13,476.25	350,462.35	4,621,793.90	13,199.39	4,608,594.51	
001 9305	AUCTION FUNDING							
50,887.70	0.00	0.00	0.00	0.00	50,887.70	736.00	50,151.70	
001 9306	CASINO REVENUE							
89,709.43	109,961.77	216,494.61	6,277.30	25,258.53	280,945.51	68,756.47	212,189.04	
001 9600	BAND - ROSS							
2,496.69	45.25	2,592.75	0.00	8,817.31	3,727.87-	2,321.00	6,048.87-	
001 9601	ELEMENTARY BAND - DISTRICT WIDE							
50.00	0.00	120.00	0.00	0.00	170.00	0.00	170.00	
001 9602	ELEMENTARY ORCHESTRA - DISTRICT WIDE							
230.00	0.00	510.00	0.00	0.00	740.00	0.00	740.00	
001 9603	ORCHESTRA - ROSS							
1,812.97	0.00	152.50	0.00	1,411.79	553.68	18.00	535.68	
001 9604	CHOIR - ROSS							
205.74	0.00	142.36	0.00	668.68	320.58-	786.00	1,106.58-	
002 9004	NOTE - INCOME TAX							
300.67	0.00	0.00	0.00	0.00	300.67	0.00	300.67	

Date: 02/06/2014
 Time: 8:30 am

FREMONT CITY SCHOOL DISTRICT
 Financial Report by Fund/SCC

Page: 5
 (FINSUM)

Fund #	Fund Description	FYTD Receipts	MTD Expenditures	FYTD Expenditures	Current Fund Balance	Current Encumbrances	Unencumbered Fund Balance	Bank Code
002	9800 2008 ENP 779,359.89	158,482.99	726,891.13	854,133.13	1,235,978.08	270,272.94	0.00	270,272.94
003	0000 PERMANENT IMPROVEMENT FUND 368,068.87	102,296.40	484,988.81	111,482.76	410,720.87	442,336.81	106,452.76	335,884.05
003	9000 P I BUS FUND 90,000.00	0.00	45,000.00	0.00	0.00	135,000.00	0.00	135,000.00
003	9001 STADIUM 242,000.00	0.00	50,000.00	0.00	0.00	292,000.00	0.00	292,000.00
003	9002 ATHLETIC RESURFACING FUND 10,000.00	0.00	10,000.00	0.00	0.00	20,000.00	0.00	20,000.00
003	9003 WEIGHT ROOM FUND 20,000.00	0.00	20,323.49	0.00	0.00	40,323.49	40,323.49	0.00
003	9004 VEHICLE FUND - NON BUS 11,600.00	0.00	13,400.00	0.00	15,050.00	9,950.00	0.00	9,950.00
003	9005 POOL EQUIPMENT 0.00	10,053.25	15,053.25	0.00	0.00	15,053.25	7,113.83	7,939.42
003	9012 SCOREBOARD FUND 12.75	0.00	0.00	0.00	0.00	12.75	0.00	12.75
003	9013 RETAINED INTEREST 3.11	0.00	0.00	0.00	0.00	3.11	0.00	3.11
004	9800 2008 ENP BUILDING FUND 1,028.55	0.00	0.00	0.00	0.00	1,028.55	0.00	1,028.55
006	0000 FOOD SERVICE FUND 1,667,192.83	37,635.76	791,734.12	131,048.05	839,577.55	1,619,349.40	103,625.64	1,515,723.76
006	9009 SCHOOL BREAKFAST GRANT 1,000.00	0.00	0.00	0.00	0.00	1,000.00	0.00	1,000.00
006	932N ARRA CAFETERIA EQUIPMENT ASSISTANCE 0.00	0.00	0.00	0.00	0.00	0.00	0.00	0.00
007	9000 A C NICHOLS CHARITABLE TRUST 6,884.38	0.00	768.00	0.00	0.00	7,652.38	0.00	7,652.38
007	9035 PEARL SETZLER TRUST FUND 95,840.56	1.15	456.53	0.00	0.00	96,297.09	0.00	96,297.09

Date: 02/06/2014
 Time: 8:30 am

FREMONT CITY SCHOOL DISTRICT
 Financial Report by Fund/SCC

Page: 6
 (FINSUM)

Fund #	Fund Description	FYTD	MTD	FYTD	Current	Current	Unencumbered	Bank
Begin	MTD	Receipts	Expenditures	Expenditures	Fund	Encumbrances	Fund	Balance
Balance	Receipts				Balance		Balance	Code
007 9050	DORA O'FARRELL ART SCHOLARSHIP FUND	1,000.00	0.00	0.00	1,000.00	0.00	1,000.00	
007 9103	SARA HORN MEMORIAL SCHOLARSHIP	17,041.10	245.00	245.00	17,286.10	0.00	17,286.10	
007 9104	SARA HORN MEMORIAL SCHOLARSHIP INTEREST	12.60	0.00	26.78	39.38	0.00	39.38	
007 9105	Fremont Federation of Women Scholarship	4,900.00	0.00	0.00	4,900.00	0.00	4,900.00	
007 9150	DORA O'FARRELL ART SCHOLARSHIP INTEREST	953.45	0.00	3.77	957.22	0.00	957.22	
007 9201	LAURA KRIDLER TRUST FUND	1,000.00	0.00	0.00	1,000.00	0.00	1,000.00	
007 9202	MARGARET FOX TRUST FUND	1,000.00	0.00	0.00	1,000.00	0.00	1,000.00	
007 9206	BERTHA YOUNGMAN TRUST FUND	1,000.00	0.00	0.00	1,000.00	0.00	1,000.00	
007 9207	IMOGENE FORSYTH TRUST FUND	500.00	0.00	0.00	500.00	0.00	500.00	
007 9601	LAURA KRIDLER TRUST INTEREST	33.66	1.76	5.28	38.94	0.00	38.94	
007 9602	MARGARET FOX INTEREST	1,233.17	0.00	3.03	1,236.20	0.00	1,236.20	
008 9100	ALBERT D. HETRICK SCHOLARSHIP FUND	0.00	0.00	0.00	0.00	0.00	0.00	
008 9101	GENE H. PERRY SCHOLARSHIP	127,314.05	0.00	0.00	127,314.05	0.00	127,314.05	
008 9102	GENE H. PERRY SCHOLARSHIP INTEREST	0.00	0.00	856.98	856.98	0.00	856.98	
008 9203	MARY HEDRICK TRUST FUND	1,000.00	0.00	0.00	1,000.00	0.00	1,000.00	
008 9204	LINDA SCHWARTZ TRUST FUND	3,000.00	0.00	0.00	3,000.00	0.00	3,000.00	

Date: 02/06/2014
 Time: 8:30 am

FREMONT CITY SCHOOL DISTRICT
 Financial Report by Fund/SCC

Page: 7
 (FINSUM)

Fund #	Fund Description	FYTD Receipts	MTD Expenditures	FYTD Expenditures	Current Fund Balance	Current Encumbrances	Unencumbered Fund Balance	Bank Code
008 9205	CHARLES FOX TRUST FUND	10,000.00	0.00	0.00	10,000.00	0.00	10,000.00	
008 9400	EDWARD L. FORGATSCH SCHOLARSHIP FUND	4,500.00	0.00	0.00	4,500.00	0.00	4,500.00	
008 9401	BETH ISRAEL CONGREGATION AWARD	4,500.00	0.00	0.00	4,500.00	0.00	4,500.00	
008 9407	G. ALEX CLARK SCHOLARSHIP	10,000.00	0.00	0.00	10,000.00	0.00	10,000.00	
008 9500	ALBERT D. HETRICK SCHOLARSHIP INTEREST	0.00	0.00	0.00	0.00	0.00	0.00	
008 9501	CLASS OF 1950 SCHOLARSHIP FUND	40,267.18	0.00	0.00	40,267.18	0.00	40,267.18	
008 9508	AMERICAN ASSOC OF UNIV WOMEN - PRINCIPAL	5,000.00	0.00	0.00	5,000.00	0.00	5,000.00	
008 9599	HOWARD W. NOWELS FOUNDATION	27,935.08	0.00	0.00	27,935.08	0.00	27,935.08	
008 9600	EDWARD FORGATSCH SCHOLARSHIP INTEREST	16.28	7.95	23.75	40.03	0.00	40.03	
008 9601	BETH ISRAEL CONGREGATION INTEREST	66.92	0.00	16.97	83.89	0.00	83.89	
008 9603	MARY HEDRICK INTEREST	682.37	1.01	4.28	686.65	0.00	686.65	
008 9604	LINDA SCHWARTZ SCHOLARSHIP INTEREST	82.42	0.00	11.32	93.74	0.00	93.74	
008 9605	CHARLES FOX SCHOLARSHIP INTEREST	5,406.67	4.67	32.25	5,438.92	0.00	5,438.92	
008 9607	G. ALEX CLARK SCHOLARSHIP INTEREST	37.93	0.00	30.27	68.20	0.00	68.20	
008 9608	AMERICAN ASSOC OF UNIV WOMEN - INTEREST	123.32	8.83	26.39	149.71	0.00	149.71	
008 9699	HOWARD NOWELS FOUNDATION INTEREST	41.30	0.00	82.15	123.45	0.00	123.45	

Date: 02/06/2014
 Time: 8:30 am

FREMONT CITY SCHOOL DISTRICT
 Financial Report by Fund/SCC

Fund #	Fund Description	FYTD	MTD	FYTD	Current	Current	Unencumbered	Bank
Begin	MTD	Receipts	Expenditures	Expenditures	Fund	Encumbrances	Fund	Code
Balance	Receipts				Balance		Balance	
008 9701	CLASS OF 1950 SCHOLARSHIP INTEREST							
162.40	0.00	120.98	0.00	0.00	283.38	0.00	283.38	
008 9801	CAROLYN RHODES SCHOLARSHIP FUND							
63,991.28	0.00	6,567.00	0.00	0.00	70,558.28	0.00	70,558.28	
008 9901	CAROLYN RHODES - INTEREST							
624.82	94.38	282.10	0.00	0.00	906.92	0.00	906.92	
010 9800	2008 ENP CLASSROOM FAC.- STATE							
702,424.64	0.00	9,303.46	0.00	14,290.83	697,437.27	22,877.59	674,559.68	
010 9801	2008 CLASSROOM FAC. INTEREST - STATE							
4,683.02	7.82	91.24	0.00	0.00	4,774.26	0.00	4,774.26	
010 9802	2008 ENP CLASSROOM FAC. - LOCAL							
2,593,012.98	0.00	0.00	0.00	705,743.51	1,887,269.47	117,001.27	1,770,268.20	
010 9803	2008 CLASSROOM FAC. INTEREST - LOCAL							
387,374.21	27.74	330.57	0.00	0.00	387,704.78	0.00	387,704.78	
010 9804	RETAINED EARNINGS							
384.63	0.00	54.66	0.00	381.21	58.08	0.00	58.08	
014 0000	INTERNAL SERVICE ROTARY FUND							
147.39	0.00	1,000.00	0.00	0.00	1,147.39	0.00	1,147.39	
014 9003	AMERICAN HISTORY GRANT							
0.00	0.00	0.00	0.00	0.00	0.00	0.00	0.00	
018 9000	LEARNING RESOURCE CENTER							
29.77	0.00	0.00	0.00	0.00	29.77	0.00	29.77	
018 9001	ELEMENTARY CURRICULUM							
3,326.44	0.00	0.00	0.00	0.00	3,326.44	0.00	3,326.44	
018 9003	SUPERINTENDENT - CAMPUS WEAR							
2,322.95	0.00	513.00	0.00	1,500.00	1,335.95	520.00	815.95	
018 9004	FMS PAVER PROJECT							
1,225.00	0.00	0.00	0.00	110.00	1,115.00	0.00	1,115.00	
018 9005	CAMPUS WEAR-STUDENT SERVICES							
0.00	0.00	0.00	0.00	0.00	0.00	0.00	0.00	
018 9013	ESL PROGRAM-DONATION-VOCES UNIDAS							
1,000.00	0.00	0.00	0.00	500.00	500.00	0.00	500.00	

Date: 02/06/2014
 Time: 8:30 am

FREMONT CITY SCHOOL DISTRICT
 Financial Report by Fund/SCC

Fund #	Fund Description	FYTD Receipts	MTD Expenditures	FYTD Expenditures	Current Fund Balance	Current Encumbrances	Unencumbered Fund Balance	Bank Code	
018 9100	ROSS HIGH LIBRARY	843.30	0.00	52.56	0.00	497.89	397.97	0.00	397.97
018 9101	EXCELLENCE REWARD PROGRAM - ROSS HIGH	1,632.45	0.00	1,900.00	0.00	2,024.57	1,507.88	0.00	1,507.88
018 9102	COMMUNITY DONATIONS - ROSS	4,085.00	10.00	859.33	115.24	1,912.62	3,031.71	139.44	2,892.27
018 9103	COLLEGE TESTING - ROSS	1,390.24	0.00	758.00	0.00	6,989.65	4,841.41-	0.00	4,841.41-
018 9104	MAKE A DIFFERENCE CLUB - ROSS	277.33	0.00	0.00	0.00	0.00	277.33	275.00	2.33
018 9199	E-RATE GRANT FUND	131,018.65	0.00	94,077.34	4,053.25	73,457.87	151,638.12	34,780.62	116,857.50
018 9200	MS LIBRARY	1,642.96	5.00	32.00	0.00	538.78	1,136.18	0.00	1,136.18
018 9201	YOUTH ASSET TEAM - MIDDLE SCHOOL	150.22	0.00	0.00	0.00	0.00	150.22	3.21	147.01
018 9203	FMS DONATION FUND	265.00	0.00	0.00	0.00	0.00	265.00	0.00	265.00
018 9300	ATKINSON LIBRARY	5,316.42	0.00	3,358.50	522.41	7,118.50	1,556.42	779.22	777.20
018 9303	PRINCIPAL'S ACCOUNT/ATKINSON	5,781.91	0.00	1,342.30	275.44	1,656.35	5,467.86	322.60	5,145.26
018 9304	MAKE A DIFFERENCE-ATKINSON	485.66	0.00	0.00	0.00	0.00	485.66	0.00	485.66
018 9400	CROGHAN LIBRARY	1,221.56	0.00	20.98	0.00	760.08	482.46	0.00	482.46
018 9404	PRINCIPAL'S ACCOUNT/CROGHAN	4,620.87	0.00	748.44	0.00	775.07	4,594.24	126.75	4,467.49
018 9500	HAYES LIBRARY	1,771.78	0.00	2,855.57	0.00	3,623.09	1,004.26	30.12	974.14
018 9505	PRINCIPAL'S ACCOUNT/HAYES	4,847.53	461.57	3,244.93-	0.00	426.70	1,175.90	150.00	1,025.90

Date: 02/06/2014
 Time: 8:30 am

FREMONT CITY SCHOOL DISTRICT
 Financial Report by Fund/SCC

Page: 10
 (FINSUM)

Fund #	Fund Description	FYTD Receipts	MTD Expenditures	FYTD Expenditures	Current Fund Balance	Current Encumbrances	Unencumbered Fund Balance	Bank Code
018 9506	HAYES - MAKE A DIFFERENCE CLUB 476.83	0.00	3,706.50	0.00	753.75	3,429.58	300.00	3,129.58
018 9600	LUTZ LIBRARY 1,269.16	0.00	4,860.39	0.00	3,929.83	2,199.72	0.00	2,199.72
018 9606	PRINCIPAL'S ACCOUNT/LUTZ 8,086.84	651.11	1,074.66	804.07	1,091.92	8,069.58	51.73	8,017.85
018 9700	OTIS LIBRARY 1,824.79	0.00	3,920.34	0.00	3,120.78	2,624.35	0.00	2,624.35
018 9707	PRINCIPAL'S ACCOUNT/OTIS 761.54	677.84	677.84	0.00	161.85	1,277.53	0.00	1,277.53
018 9800	STAMM LIBRARY 1,064.00	0.00	3,911.46	0.00	3,343.52	1,631.94	0.00	1,631.94
018 9808	PRINCIPAL'S ACCOUNT/STAMM 4,916.22	0.00	0.00	0.00	0.00	4,916.22	0.00	4,916.22
018 9900	WASHINGTON LIBRARY 1,282.79	0.00	3,041.90	2,503.91	2,529.38	1,795.31	0.00	1,795.31
018 9904	WASHINGTON - MAKE A DIFFERENCE 277.48	0.00	0.00	0.00	68.06	209.42	81.94	127.48
018 9905	MAKE A DIFFERENCE - FREMONT MIDDLE SCHOOL 53.54	0.00	20.00	0.00	0.00	73.54	0.00	73.54
018 9909	PRINCIPAL'S ACCOUNT/WASHINGTON 2,946.27	371.17	449.36	0.00	50.76	3,344.87	0.00	3,344.87
018 9999	TECHNOLOGY 249.92	0.00	0.00	0.00	0.00	249.92	0.00	249.92
019 9000	TAX ABATEMENT 0.00	0.00	0.00	0.00	0.00	0.00	0.00	0.00
019 9001	HEINZ MENTORING GRANT 1,364.00	0.00	0.00	0.00	0.00	1,364.00	151.95	1,212.05
019 9002	BUCKEYE HEALTHY SCHOOL ALLIANCE GRANT 0.00	0.00	0.00	0.00	0.00	0.00	0.00	0.00
019 9003	SCHOOL GRANTS FOR HEALTHY KIDS 1,444.42	0.00	0.00	0.00	0.00	1,444.42	1,444.42	0.00

Date: 02/06/2014
 Time: 8:30 am

FREMONT CITY SCHOOL DISTRICT
 Financial Report by Fund/SCC

Page: 12
 (FINSUM)

Fund #	Fund Description	FYTD Receipts	MTD Expenditures	FYTD Expenditures	Current Fund Balance	Current Encumbrances	Unencumbered Fund Balance	Bank Code
022 9999	UNCLAIMED MONIES							
	241.09	0.00	3,312.82	0.00	2,917.00	636.91	0.00	636.91
024 0000	SELF-INSURANCE PROGRAM							
	643,329.40	366,705.27	2,431,267.22	294,255.58	2,777,947.12	296,649.50	14,581.00	282,068.50
024 9000	FLEX BENEFITS							
	9,585.91	7,850.38	52,494.76	16,984.38	49,453.42	12,627.25	960.94	11,666.31
027 0000	WORKMANS COMP.-SELF INS							
	416,092.38	10,360.84	201,896.37	875.00	6,347.13	611,641.62	4,375.00	607,266.62
031 0000	UNDERGROUND STORAGE TANKS							
	11,000.00	0.00	0.00	0.00	0.00	11,000.00	0.00	11,000.00
034 0000	CLASSROOM FAC. MAINT.							
	1,247,807.19	0.00	0.00	2,846.37	45,332.53	1,202,474.66	5,150.00	1,197,324.66
200 9100	A CAPPELLA CHOIR							
	4,121.39	155.00	2,023.00	128.00	1,724.00	4,420.39	0.00	4,420.39
200 9101	AMERICAN FIELD SERVICE							
	420.78	0.00	0.00	0.00	140.80	279.98	0.00	279.98
200 9102	YEARBOOK - ROSS ANNUAL							
	5,094.22	120.00	11,076.50	0.00	9,139.38	7,031.34	200.00	6,831.34
200 9103	ART CLUB							
	5,350.29	0.00	0.00	0.00	1,687.86	3,662.43	103.00	3,559.43
200 9104	FREMONT ROSS BAND							
	7,098.00	0.00	250.00	0.00	6,772.80	575.20	0.00	575.20
200 9105	INTERNATIONAL RELATIONS CLUB-ROSS							
	2,190.44	0.00	0.00	0.00	0.00	2,190.44	144.00	2,046.44
200 9106	FUTURE TEACHERS OF AMERICA-ROSS							
	284.92	0.00	0.00	0.00	0.00	284.92	0.00	284.92
200 9107	CHATTER							
	1.42	0.00	850.00	0.00	556.42	295.00	300.00	5.00-
200 9108	MULTI-MEDIA CLUB - ROSS							
	65.48	0.00	0.00	0.00	44.96	20.52	0.00	20.52
200 9109	DRAMA CLUB							
	2,236.70	109.09	7,897.61	538.72	7,705.14	2,429.17	1,600.00	829.17

Date: 02/06/2014
 Time: 8:30 am

FREMONT CITY SCHOOL DISTRICT
 Financial Report by Fund/SCC

Page: 13
 (FINSUM)

Fund #	Fund Description	FYTD Receipts	MTD Expenditures	FYTD Expenditures	Current Fund Balance	Current Encumbrances	Unencumbered Fund Balance	Bank Code
200 9110	FRENCH CLUB/ROSS 3,208.66	0.00	164.00	0.00	267.03	3,105.63	0.00	3,105.63
200 9111	FUTURE FARMERS OF AMERICA 3,309.38	500.00	9,436.15	1,105.00	8,553.46	4,192.07	670.92	3,521.15
200 9112	ROSS PEP CLUB 0.00	0.00	0.00	0.00	0.00	0.00	0.00	0.00
200 9113	FUTURE HOMEMAKERS OF TOMORROW-ROSS 307.88	0.00	0.00	0.00	0.00	307.88	0.00	307.88
200 9114	SPANISH CLUB - ROSS 1,828.29	0.00	0.00	0.00	123.20	1,705.09	100.00	1,605.09
200 9115	KEY CLUB 741.73	0.00	830.40	0.00	301.72	1,270.41	0.00	1,270.41
200 9116	NATIONAL HONOR SOCIETY 3,022.83	10.00	524.83	0.00	0.00	3,547.66	268.77	3,278.89
200 9117	ORCHESTRA 387.13	0.00	405.00	0.00	282.00	510.13	0.00	510.13
200 9118	SADD CLUB 723.62	0.00	0.00	0.00	186.14	537.48	0.00	537.48
200 9119	QUIZ BOWL 124.69	0.00	0.00	0.00	125.16	0.47-	26.09	26.56-
200 9120	SCIENCE CLUB-ROSS 1,275.33	0.00	543.00	0.00	415.55	1,402.78	35.06	1,367.72
200 9121	STUDENT COUNCIL-ROSS 934.47	0.00	1,673.00	0.00	1,827.98	779.49	45.00	734.49
200 9122	COMMUNITY DONATIONS 607.17	0.00	0.00	0.00	0.00	607.17	0.00	607.17
200 9123	MEXICO TRIP - ROSS 1,000.03	0.00	0.00	0.00	0.00	1,000.03	0.00	1,000.03
200 9126	BOWLING CLUB - ROSS 1,002.34	560.00	2,590.00	1,708.50	2,976.00	616.34	292.50	323.84
200 9127	CLUB HOCKEY - ROSS HIGH 431.06	480.00	5,755.00	1,771.00	4,868.12	1,317.94	1,182.75	135.19

Date: 02/06/2014
 Time: 8:30 am

FREMONT CITY SCHOOL DISTRICT
 Financial Report by Fund/SCC

Page: 14
 (FINSUM)

Fund #	Fund Description	FYTD Receipts	MTD Expenditures	FYTD Expenditures	Current Fund Balance	Current Encumbrances	Unencumbered Fund Balance	Bank Code
200 9128	HISPANIC COMMITTEE - ROSS 1,296.73	0.00	535.00	0.00	490.40	1,341.33	100.00	1,241.33
200 9129	ROSS SPRING MUSICAL 1,767.55	0.00	417.50	0.00	41.67	2,143.38	258.33	1,885.05
200 9130	Ross Leadership Club 6,234.81	0.00	2,236.07	122.56	5,760.96	2,709.92	1,512.21	1,197.71
200 9131	Photography Club Ross 0.00	31.00	31.00	0.00	0.00	31.00	0.00	31.00
200 9132	FREMONT ROSS DANCE TEAM 0.00	0.00	3,512.00	0.00	3,151.30	360.70	0.00	360.70
200 9140	ROSS CLASS OF 2008 220.92	0.00	0.00	0.00	0.00	220.92	0.00	220.92
200 9141	ROSS CLASS OF 2009 155.38	0.00	0.00	0.00	0.00	155.38	0.00	155.38
200 9142	ROSS CLASS OF 2010 1,269.32	0.00	0.00	0.00	0.00	1,269.32	0.00	1,269.32
200 9143	ROSS CLASS OF 2011 1,249.69	0.00	0.00	0.00	0.00	1,249.69	0.00	1,249.69
200 9144	CLASS OF 2012 2,233.41	0.00	0.00	0.00	0.00	2,233.41	0.00	2,233.41
200 9145	CLASS OF 2013 717.54	0.00	0.00	0.00	585.00	132.54	0.00	132.54
200 9146	CLASS OF 2014 1,652.45	504.00	5,924.00	0.00	965.16	6,611.29	540.00	6,071.29
200 9147	Class of 2015 653.76	0.00	0.00	0.00	0.00	653.76	0.00	653.76
200 9148	CLASS OF 2016 144.00	0.00	0.00	0.00	0.00	144.00	800.00	656.00-
200 9149	CLASS OF 2017 0.00	10.00	1,402.00	0.00	0.00	1,402.00	1,050.00	352.00
200 9200	JR. HIGH CHESS CLUB 121.31	0.00	0.00	0.00	0.00	121.31	0.00	121.31

Date: 02/06/2014
 Time: 8:30 am

FREMONT CITY SCHOOL DISTRICT
 Financial Report by Fund/SCC

Page: 15
 (FINSUM)

Fund #	Fund Description	FYTD Receipts	MTD Expenditures	FYTD Expenditures	Current Fund Balance	Current Encumbrances	Unencumbered Fund Balance	Bank Code	
200 9201	BUILDER'S CLUB/JR HIGH	313.27	0.00	0.00	313.27	0.00	313.27		
200 9202	MS MAGAZINE FUND	13,653.83	1,662.78	16,584.31	90.25	13,791.23	16,446.91	4,865.84	11,581.07
200 9203	MS BAND	220.59	0.00	0.00	128.00	128.00	92.59	75.00	17.59
200 9204	MS CHOIR	785.10	0.00	0.00	0.00	0.00	785.10	78.73	706.37
200 9205	OUTDOOR ADVENTURE CLUB/FMS	165.52	0.00	29.00	50.00	50.00	144.52	0.00	144.52
200 9206	MS ORCHESTRA	5.59	0.00	0.00	0.00	0.00	5.59	0.00	5.59
200 9207	ART CLUB/MIDDLE SCHOOL	720.77	0.00	0.00	0.00	308.00	412.77	0.00	412.77
200 9208	MS NEWSPAPER	388.86	0.00	0.00	0.00	0.00	388.86	0.00	388.86
200 9209	MS STUDENT COUNCIL	4,583.12	10.25	3,927.60	309.07	3,542.26	4,968.46	1,440.67	3,527.79
200 9210	HISTORY CLUB - MIDDLE SCHOOL	9,846.47	680.00	8,748.15	1,945.55	3,968.89	14,625.73	1,043.16	13,582.57
200 9211	MS YEARBOOK	4,947.80	0.00	2,998.00	2,994.75	6,278.00	1,667.80	0.00	1,667.80
200 9212	TEEN CONNECTIONS - MIDDLE SCHOOL	218.62	0.00	0.00	0.00	0.00	218.62	0.00	218.62
200 9214	SPIRIT CLUB - MIDDLE SCHOOL	2,060.04	0.00	6,445.00	317.05	4,340.58	4,164.46	111.10	4,053.36
200 9216	FMS QUIZ BOWL TEAM	7.56	0.00	0.00	0.00	0.00	7.56	0.00	7.56
200 9222	FUTURE EDUCATORS/MIDDLE SCHOOL	126.46	0.00	0.00	0.00	0.00	126.46	0.00	126.46
200 9286	DRAMA CLUB/MS	51.67	0.00	0.00	0.00	0.00	51.67	0.00	51.67

Date: 02/06/2014
 Time: 8:30 am

FREMONT CITY SCHOOL DISTRICT
 Financial Report by Fund/SCC

Page: 17
 (FINSUM)

Fund #	Fund Description	FYTD Receipts	MTD Expenditures	FYTD Expenditures	Current Fund Balance	Current Encumbrances	Unencumbered Fund Balance	Bank Code
300 9115	ROSS HIGH - VOLLEYBALL 0.00	0.00	6,506.00	0.00	5,755.20	750.80	0.00	750.80
300 9124	ROSS HIGH CHEERLEADING 8,407.54	0.00	4,159.60	0.00	10,258.54	2,308.60	0.00	2,308.60
300 9200	MIDDLE SCHOOL ATHLETICS 496.17	0.00	0.00	0.00	0.00	496.17	0.00	496.17
300 9213	MIDDLE SCHOOL CHEERLEADING 4,503.23	0.00	861.00	162.00	4,311.43	1,052.80	439.20	613.60
401 9323	BISHOP HOFFMAN CATHOLIC SCHOOLS 12-13 145,400.78	0.00	0.00	0.00	145,400.78	0.00	0.00	0.00
401 9423	BISHOP HOFFMAN CATHOLIC SCHOOLS 13-14 0.00	0.00	168,219.11	18,546.40	71,196.26	97,022.85	395.67	96,627.18
439 9013	EARLY CHILDHOOD EDUCATION 12-13 0.00	0.00	0.00	0.00	0.00	0.00	0.00	0.00
439 9014	EARLY CHILDHOOD EDUCATION 13-14 0.00	7,081.00	49,624.00	7,081.00	49,624.00	0.00	0.00	0.00
451 9012	OHIO K-12 NETWORK 0.00	0.00	0.00	0.00	0.00	0.00	0.00	0.00
451 9013	OHIO K-12 NETWORK 0.00	0.00	0.00	0.00	0.00	0.00	0.00	0.00
451 9014	OHIO K-12 NETWORK 0.00	0.00	8,100.00	0.00	0.00	8,100.00	16,200.00	8,100.00-
499 9010	ODNR CAPITAL IMPROVEMENT GRANT 637.25	0.00	0.00	0.00	0.00	637.25	0.00	637.25
499 9114	UNITED WAY PROJECT PASS 741.81	0.00	0.00	0.00	0.00	741.81	0.00	741.81
499 9115	UNITED WAY - PROJECT ATTEND 0.00	0.00	0.00	0.00	0.00	0.00	0.00	0.00
499 9116	UNITED WAY - MENTORSHIP PROGRAM 0.00	0.00	0.00	0.00	0.00	0.00	0.00	0.00
505 9013	TITLE I-C MIGRANT FY13 13,166.67	0.00	163,842.12	0.00	177,008.79	0.00	0.00	0.00

Date: 02/06/2014
 Time: 8:30 am

FREMONT CITY SCHOOL DISTRICT
 Financial Report by Fund/SCC

Page: 18
 (FINSUM)

Fund #	Fund Description	FYTD Receipts	MTD Expenditures	FYTD Expenditures	Current Fund Balance	Current Encumbrances	Unencumbered Fund Balance	Bank Code
505 9014	TITLE I-C MIGRANT FY14 0.00	0.00	45,571.57	858.72	37,974.37	7,597.20	6,545.51	1,051.69
506 9013	RACE TO THE TOP FY13 1,383.18	0.00	18,000.00	0.00	19,383.18	0.00	0.00	0.00
506 9014	RACE TO THE TOP FY14 0.00	7,152.37	46,970.21	4,058.17	42,099.01	4,871.20	1,155.35	3,715.85
506 9113	RttT-Electronic Teacher Evaluation-Online 0.00	0.00	0.00	0.00	0.00	0.00	0.00	0.00
506 9114	MY VOICE & CULTURAL COMPETENCY 0.00	0.00	0.00	0.00	0.00	0.00	0.00	0.00
516 9013	TITLE VI-B IDEA FY 13 24,422.31	0.00	25,000.00	0.00	49,422.31	0.00	0.00	0.00
516 9014	TITLE VI-B IDEA FY 14 0.00	90,000.00	470,475.06	91,032.00	456,945.55	13,529.51	6,774.89	6,754.62
516 9113	PARENT/COMMUNITY ENGAGEMENT 0.00	0.00	0.00	0.00	0.00	0.00	0.00	0.00
516 9414	SPECIAL ED-RURAL/LOW INCOME 0.00	0.00	0.00	0.00	0.00	0.00	0.00	0.00
532 9320	STATE STABILIZATION FUND 10-11 62.11	0.00	0.00	0.00	0.00	62.11	0.00	62.11
536 9013	TITLE I-SCHOOL IMPROVEMENT-HAYES SCHOOL 4,721.29	0.00	0.00	0.00	4,721.29	0.00	0.00	0.00
536 9014	TITLE I-SCHOOL IMPROVEMENT-HAYES SCHOOL 0.00	5,260.11	23,976.40	5,209.36	20,818.43	3,157.97	0.00	3,157.97
551 9012	TITLE III - LEP FY 12 0.00	0.00	0.00	0.00	0.00	0.00	0.00	0.00
551 9013	TITLE II - LEP FY 13 2,390.24	0.00	2,929.68	0.00	5,319.92	0.00	0.00	0.00
551 9014	TITLE II - LEP FY 14 0.00	3,000.00	17,399.61	3,804.99	16,163.67	1,235.94	663.31	572.63
572 9013	TITLE I - FY 13 40,029.16	0.00	135,966.59	0.00	175,995.75	0.00	0.00	0.00

Date: 02/06/2014
 Time: 8:30 am

FREMONT CITY SCHOOL DISTRICT
 Financial Report by Fund/SCC

Page: 19
 (FINSUM)

Fund #	Fund Description	FYTD Receipts	MTD Expenditures	FYTD Expenditures	Current Fund Balance	Current Encumbrances	Unencumbered Fund Balance	Bank Code	
572 9014	TITLE I - FY 14	0.00	100,000.00	489,658.43	126,382.01	485,004.58	4,653.85	23,024.06	18,370.21-
572 9313	TITLE I-D - DELINQUENT FY 13	1,281.58	0.00	4,058.50	0.00	5,340.08	0.00	0.00	0.00
572 9314	TITLE I-D - DELINQUENT FY 14	0.00	5,000.00	26,826.67	6,936.76	26,605.10	221.57	383.75	162.18-
590 9013	TITLE II-A TEACHER QUALITY FY 13	0.00	0.00	59,402.30	0.00	59,402.30	0.00	0.00	0.00
590 9014	TITLE II-A TEACHER QUALITY FY 14	0.00	20,000.00	106,254.46	31,120.84	108,996.09	2,741.63-	2,605.09	5,346.72-
590 9113	REGIONAL PROFESSIONAL DEVELOPMENT COMMITTEE	1,605.11	0.00	0.00	0.00	1,605.11	0.00	0.00	0.00
599 9000	FARM TO SCHOOL - ATKINSON	100.00	0.00	0.00	0.00	0.00	100.00	0.00	100.00
599 9001	FARM TO SCHOOL - HAYES	100.00	0.00	0.00	0.00	0.00	100.00	0.00	100.00
599 9002	FARM TO SCHOOL - OTIS	100.00	0.00	0.00	0.00	0.00	100.00	0.00	100.00
599 9012	TEAM NUTRITION 2010 GRANT	0.00	0.00	0.00	0.00	0.00	0.00	0.00	0.00
599 9013	TEAM NUTRITION 2010 - 2ND GRANT	0.00	0.00	0.00	0.00	0.00	0.00	0.00	0.00
599 9014	NAT'L SCHOOL LUNCH BREAKFAST EXPANSION	0.00	0.00	0.00	0.00	0.00	0.00	0.00	0.00
599 9020	U S DEPT OF AGR - RECIPE TESTING	0.00	0.00	0.00	0.00	972.14	0.00	0.00	0.00
599 9022	HEALTHY SCHOOL LEADERSHIP INSTITUTE	0.00	0.00	0.00	0.00	0.00	0.00	0.00	0.00
599 9111	21st CENTURY-INNOVATION	6,843.23	12,169.14	95,893.92	9,304.09	100,519.60	2,217.55	0.00	2,217.55
599 9113	21ST CENTURY-LEARNING FOR A LIFETIME YR1	8,414.33	16,984.32	161,220.68	19,720.83	167,838.99	1,796.02	0.00	1,796.02

Date: 02/06/2014
Time: 8:30 am

FREMONT CITY SCHOOL DISTRICT
Financial Report by Fund/SCC

Fund #	Fund Description	FYTD	MTD	FYTD	Current	Current	Unencumbered	Bank
Begin	MTD	Receipts	Expenditures	Expenditures	Fund	Encumbrances	Fund	Balance
Balance	Receipts				Balance		Balance	Code
599 9414	LOW INCOME POVERTY GRANT							
	0.00	0.00	15,828.84	1,155.36	12,414.92	3,413.92	16,664.63	13,250.71-
GRAND TOTALS:								
21,963,222.79	5,230,897.55	29,867,642.68	5,529,898.37	31,012,300.05	20,818,565.42	1,277,754.11	19,540,811.31	

Check#	Check Date	Org Sta	Vendor Paid	Check Amount	Status Date
000017	01/21/2014	M/M	MICHELLE MORRIS	700.69	
000018	01/13/2014	M/M	LYNDSEY ROBINSON	82.54	
000019	01/31/2014	M/M	WAGeworks	1,235.96	
000020	01/31/2014	M/M	P & A GROUP	14,129.37	
064891	01/03/2014	W/W	SCHOOL EMPLOYEES RETIREMENT	1,385.98	
064892	01/03/2014	W/R	STATE TEACHERS RETIRE.	8,919.56	01/07/2014
064893	01/13/2014	B/B	Tammy Campton	5.00	
064894	01/17/2014	W/W	SCHOOL EMPLOYEES RETIREMENT	1,385.98	
064895	01/17/2014	W/R	STATE TEACHERS RETIRE.	8,969.62	01/22/2014
064896	01/15/2014	W/R	AT&T	4,168.18	01/22/2014
064897	01/15/2014	W/R	RURAL KING	336.47	01/22/2014
064898	01/15/2014	W/R	B & H PHOTO/VIDEO	298.95	01/23/2014
064899	01/15/2014	W/R	ACE HARDWARE	417.93	01/22/2014
064900	01/15/2014	W/R	OHIO FFA ASSOCIATION	1,105.00	01/27/2014
064901	01/15/2014	W/R	ALL-PRO ELEVATOR	167.50	01/22/2014
064902	01/15/2014	W/R	ASSOCIATED BUYERS	209.63	01/22/2014
064903	01/15/2014	W/R	ITSAVVY	130.00	01/22/2014
064904	01/15/2014	W/W	BAY TROPHY	10.00	
064905	01/15/2014	W/R	SCHOOL SPECIALTY	1,040.16	01/22/2014
064906	01/15/2014	W/R	LINDSEY WATER & SEWER DEPT.	199.50	01/23/2014
064907	01/15/2014	W/R	BOILERS, CONTROLS & EQUIPMENT,	1,107.00	01/22/2014
064908	01/15/2014	W/V	BOSTON MILLS SKI RESORT	14.00	01/15/2014
064909	01/15/2014	W/R	CDW-G	8,980.00	01/22/2014
064910	01/15/2014	W/R	CHARLES E. HARRIS & ASSOCIATES	18,160.00	01/22/2014
064911	01/15/2014	W/R	CHICK'S CANVAS	150.00	01/23/2014
064912	01/15/2014	W/R	CLARK ASSOCIATES, INC.	325.00	01/16/2014
064913	01/15/2014	W/R	DEEMER SHEET METAL	350.20	01/22/2014
064914	01/15/2014	W/R	CLYDE HIGH SCHOOL	350.00	01/22/2014
064915	01/15/2014	W/R	COLUMBIA GAS OF OHIO	1,030.16	01/23/2014
064916	01/15/2014	W/R	CONTRACTORS EQUIP RENTAL	58.50	01/22/2014
064917	01/15/2014	W/R	CROGHAN COLONIAL BANK	4,500.00	01/15/2014
064918	01/15/2014	W/V	CROWN BATTERY	874.81	01/15/2014
064919	01/15/2014	W/R	C.A. KUSTOMS	1,372.60	01/23/2014
064920	01/15/2014	W/R	VILLAGE ENERGY COOPERATIVE	981.36	01/23/2014
064921	01/15/2014	W/R	ECONOMY PLUMBERS	9.95	01/27/2014
064922	01/15/2014	W/R	ECORE INTERNATIONAL	21,796.75	01/22/2014
064923	01/15/2014	W/R	ENGLER PRINTING	181.00	01/22/2014
064924	01/15/2014	W/R	ESC OF LAKE ERIE WEST	170.00	01/22/2014
064925	01/15/2014	W/R	NORTH POINT ESC	1,195.00	01/22/2014
064926	01/15/2014	W/R	FAMOUS SUPPLY CO.	1,652.36	01/22/2014
064927	01/15/2014	W/W	FASTENAL COMPANY	121.39	
064928	01/15/2014	W/W	FLOWER REAL ESTATE HOLDINGS	350.00	
064929	01/15/2014	W/W	FORTBALL PIZZA PALACE	47.13	
064930	01/15/2014	W/R	FREMONT AUTO PARTS	255.46	01/22/2014
064931	01/15/2014	W/R	UTILITY BILLING OFFICE	17,379.94	01/22/2014
064932	01/15/2014	W/R	KELLERMYER COMPANY	1,611.94	01/22/2014
064933	01/15/2014	W/R	GORDON LUMBER CO	259.20	01/22/2014
064934	01/15/2014	W/R	GRAINGER	6,811.36	01/27/2014
064935	01/15/2014	W/R	GUARNIERI & CO. INC.	1,858.93	01/23/2014
064936	01/15/2014	W/R	H & H ENVIRONMENTAL	4,845.00	01/23/2014
064937	01/15/2014	W/W	HURON HIGH SCHOOL	150.00	
064938	01/15/2014	W/R	AERO FILTER, INC	346.37	01/22/2014

Check#	Check Date	Org Sta	Vendor Paid	Check Amount	Status Date
064939	01/15/2014	W/R	K12 MANAGEMENT INC.	3,000.00	01/23/2014
064940	01/15/2014	W/R	LAKE HIGH SCHOOL	175.00	01/24/2014
064941	01/15/2014	W/R	LOWE'S CO., INC. FREMONT	1,101.27	01/22/2014
064942	01/15/2014	W/W	MARK ISAACS	180.00	
064943	01/15/2014	W/R	KUNS NORTHCOAST SECURITY	357.41	01/24/2014
064944	01/15/2014	W/R	MCPc IMAGE PRINTING	9,799.37	01/22/2014
064945	01/15/2014	W/R	MEMORIAL HOSPITAL	666.67	01/27/2014
064946	01/15/2014	W/R	MIKE MEZINGER	600.00	01/23/2014
064947	01/15/2014	W/R	MOSSER CONSTRUCTION	24,800.00	01/16/2014
064948	01/15/2014	W/R	NATIONAL ASSOCIATION OF MUSIC	256.00	01/30/2014
064949	01/15/2014	W/R	MAIL FINANCE	396.00	01/22/2014
064950	01/15/2014	W/R	NICKEL PAINT & SUPPLY	515.44	01/24/2014
064951	01/15/2014	W/W	NOLLENBERGER TRUCK CENTE	1,832.27	
064952	01/15/2014	W/V	OAT & CCC	750.00	01/15/2014
064953	01/15/2014	W/R	OHIO BCI & I	730.00	01/28/2014
064954	01/15/2014	W/R	AMERICAN ELECTRIC POWER	5,487.89	01/22/2014
064955	01/15/2014	W/R	OREGON CLAY HIGH SCHOOL	350.00	01/23/2014
064956	01/15/2014	W/R	ORIENTAL TRADING CO.	262.99	01/23/2014
064957	01/15/2014	W/R	PAMBINA IMPEX	207.50	01/31/2014
064958	01/15/2014	W/R	PEPSI BEVERAGES COMPANY	767.52	01/22/2014
064959	01/15/2014	W/R	PORTS PETROLEUM CO. INC.	24,591.55	01/22/2014
064960	01/15/2014	W/R	RIVER RIDGE CREATIONS, L.L.C	706.00	01/27/2014
064961	01/15/2014	W/R	SABROSKE ELECTRIC	244.13	01/22/2014
064962	01/15/2014	W/R	REFRIGERATOR SALES	131.80	01/22/2014
064963	01/15/2014	W/R	AT&T	450.36	01/22/2014
064964	01/15/2014	W/R	SCIENCE KIT & BOREAL LAB.	29.69	01/22/2014
064965	01/15/2014	W/R	SHEETS SUPPLY	981.99	01/22/2014
064966	01/15/2014	W/R	SHRADER TIRE AND OIL	1,270.00	01/22/2014
064967	01/15/2014	W/R	SPOONER, INCORPORATED	875.00	01/23/2014
064968	01/15/2014	W/R	STAPLES ADVANTAGE	322.53	01/22/2014
064969	01/15/2014	W/R	STANTON'S SHEET MUSIC	94.56	01/22/2014
064970	01/15/2014	W/R	STRICTLY TECHNOLOGY, LLC	1,074.00	01/23/2014
064971	01/15/2014	W/R	STOLLER ENTERPRISES	1,990.70	01/22/2014
064972	01/15/2014	W/R	STRATEGIC SOLUTIONS	50.75	01/27/2014
064973	01/15/2014	W/R	TIME WARNER	350.00	01/23/2014
064974	01/15/2014	W/W	TIFFIN COLUMBIAN HIGH SCHOOL	350.00	
064975	01/15/2014	W/R	TIFFIN PAPER CO	13,029.80	01/22/2014
064976	01/15/2014	W/R	TIRE MAN	736.00	01/22/2014
064977	01/15/2014	W/R	TOLEDO EDISON CO.	4,486.18	01/22/2014
064978	01/15/2014	W/W	TRACI MCCAUDY	20.38	
064979	01/15/2014	W/R	TOSHIBA	280.44	01/22/2014
064980	01/15/2014	W/R	UNITED PARCEL SERVICE	40.27	01/23/2014
064981	01/15/2014	W/V	BELLEVUE MIDDLE SCHOOL	150.00	01/15/2014
064982	01/15/2014	W/R	WAL-MART STORES INC.	136.83	01/23/2014
064983	01/15/2014	W/R	HUGH O' BRIAN YOUTH LEADERSHIP	150.00	01/30/2014
064984	01/15/2014	W/R	VISA	795.57	01/15/2014
064985	01/15/2014	W/R	WILLEY'S RADIATOR & TOWING LLC	434.46	01/22/2014
064986	01/15/2014	W/W	WORTHINGTON SCHOOLS	250.00	
064987	01/15/2014	W/R	PATTERSON POOLS	4,034.38	01/22/2014
064988	01/15/2014	W/R	PATRICIA WEIKER	1,780.00	01/22/2014
064989	01/15/2014	W/R	TOFT DAIRY	13,233.28	01/22/2014
064990	01/15/2014	W/R	ALFRED NICKLES BAKERY INC.	2,510.74	01/22/2014

Check#	Check Date	Org Sta	Vendor Paid	Check Amount	Status Date
064991	01/15/2014	W/R	FREMONT CITY BD. OF EDUC	114.11	01/15/2014
064992	01/15/2014	W/R	MIKE GILBERT	2,500.00	01/22/2014
064993	01/15/2014	W/W	MINDY GEDEON	28.50	
064994	01/15/2014	W/R	CORY HULL	14.41	01/22/2014
064995	01/15/2014	W/W	NORWALK CITY SCHOOLS	150.00	
064996	01/15/2014	W/R	OAT & CCC	675.00	01/23/2014
064997	01/15/2014	W/R	AMERICAN ELECTRIC POWER	2,363.25	01/22/2014
064998	01/15/2014	W/W	PLAZA LANES	97.50	
064999	01/15/2014	W/R	RIVERVIEW LANES	97.50	01/22/2014
065000	01/15/2014	W/R	STAR LANES AT THE HARBOR	150.00	01/30/2014
065001	01/15/2014	W/W	TRI COUNTY LANES	65.00	
065003	01/15/2014	W/R	PLAZA LANES	97.50	01/24/2014
065004	01/15/2014	W/W	PLAZA LANES	65.00	
065005	01/15/2014	B/V	AMANDA STINE	10.00	01/15/2014
065006	01/15/2014	B/R	TRACEY ROSEN	10.00	01/23/2014
065007	01/15/2014	B/R	LEARNING & LIBERTY FOUNDATION	650.00	01/24/2014
065008	01/15/2014	B/R	Amanda Stines	10.00	01/23/2014
065009	01/15/2014	W/R	VISA	10.00	01/15/2014
065010	01/16/2014	W/R	AMAZON.COM	996.56	01/17/2014
065011	01/16/2014	W/R	A T & T	3,125.30	01/17/2014
065012	01/16/2014	W/R	BASEBALL EXPRESS	1,199.52	01/17/2014
065013	01/16/2014	W/R	BEST OFFICE PRODUCTS	317.73	01/17/2014
065014	01/16/2014	W/R	REPUBLIC SERVICES	2,076.08	01/17/2014
065015	01/16/2014	W/R	CINTAS CORP.#306	593.86	01/17/2014
065016	01/16/2014	W/R	CLICKLINKS.COM	1,116.71	01/17/2014
065017	01/16/2014	W/R	NEOPOST	45.99	01/17/2014
065018	01/16/2014	W/R	ORIENTAL TRADING CO.	213.74	01/17/2014
065019	01/16/2014	W/R	AT & T LONG DISTANCE	191.82	01/17/2014
065020	01/16/2014	W/R	SCHOLASTIC BOOK FAIRS	2,503.91	01/17/2014
065021	01/16/2014	W/R	STAPLES ADVANTAGE	860.49	01/17/2014
065022	01/16/2014	W/R	VERIZON WIRELESS	1,036.05	01/17/2014
065023	01/16/2014	W/R	WAL-MART STORES INC.	159.74	01/17/2014
065024	01/16/2014	W/R	AMERICAN EXPRESS	100.69	01/17/2014
065026	01/17/2014	W/V	NANETTE CELEK	100.00	01/17/2014
065027	01/17/2014	W/R	OCCRA	100.00	01/27/2014
065028	01/23/2014	W/V	HYATT REGENCY	486.00	01/28/2014
065029	01/24/2014	W/R	NANETTE CELEK	101.92	01/24/2014
065030	01/24/2014	W/W	RUSH GRAPHIX	13.00	
065031	01/24/2014	W/W	THOMAS ZIEBOLD	224.70	
065032	01/24/2014	W/W	ANDREW POIGNON	222.21	
065033	01/24/2014	W/R	NANCY MCKILLIP	120.91	01/31/2014
065034	01/24/2014	W/W	AD STARR	774.90	
065035	01/24/2014	W/W	AMERICAN FLOOR MATS	4,897.58	
065036	01/24/2014	W/W	ANDERSON'S	804.07	
065037	01/24/2014	W/W	ITSAVVY	145.00	
065038	01/24/2014	W/W	BAIRD PUBLIC INVESTMENT	2,517.81	
065039	01/24/2014	W/W	BAY TROPHY	14.00	
065040	01/24/2014	W/R	BELLA COSA	40.00	01/31/2014
065041	01/24/2014	W/R	BERNARD FOOD INDUSTRIES, INC.	1,192.72	01/31/2014
065042	01/24/2014	W/R	BOILERS, CONTROLS & EQUIPMENT,	551.14	01/30/2014
065043	01/24/2014	W/R	BRICKER & ECKLER LLP	1,694.20	01/31/2014
065044	01/24/2014	W/W	CANON SOLUTIONS AMERICA	2,645.00	

Check#	Check Date	Org Sta	Vendor Paid	Check Amount	Status Date
065045	01/24/2014	W/R	CDW-G	74,048.00	01/30/2014
065046	01/24/2014	W/R	CHARIOTT FOODS	6,480.40	01/30/2014
065047	01/24/2014	W/R	CITY OF FREMONT	6,127.30	01/30/2014
065048	01/24/2014	W/W	COLUMBIA GAS OF OHIO	5,536.65	
065049	01/24/2014	W/R	GREAT LAKES BIOMEDICAL	150.00	01/30/2014
065050	01/24/2014	W/W	CORPORATE ONE BENEFITS	2,917.00	
065051	01/24/2014	W/R	C.A. KUSTOMS	84.00	01/30/2014
065052	01/24/2014	W/W	DOMINOS PIZZA	42.50	
065053	01/24/2014	W/R	DEFENSE FINANCE & ACCOUNTING	393.12	01/31/2014
065054	01/24/2014	W/W	EARL BROS.	2,485.95	
065055	01/24/2014	W/W	ESHLEMAN FARMS	1,232.00	
065056	01/24/2014	W/R	FREMONT ATHLETIC SUPPLY	3,852.00	01/30/2014
065057	01/24/2014	W/W	FREMONT MUSIC CENTER	61.75	
065058	01/24/2014	W/R	FREMONT RECREATION DEPT	1,611.00	01/31/2014
065059	01/24/2014	W/W	ASPEX SOLUTIONS	725.00	
065060	01/24/2014	W/W	GUARDIAN BOOK COMPANY	3,423.00	
065061	01/24/2014	W/V	HABITEC SECURITY	126.77	01/30/2014
065062	01/24/2014	W/R	STEPHANIE MARTIN	29.94	01/31/2014
065063	01/24/2014	W/W	MCPc IMAGE PRINTING	9,799.34	
065064	01/24/2014	W/W	METROTEX	198.40	
065065	01/24/2014	W/R	ERIN PARKER	65.94	01/30/2014
065066	01/24/2014	W/R	MOHAWK SUPPLY	5,927.75	01/31/2014
065067	01/24/2014	W/R	TRUCK SALES	1,795.70	01/31/2014
065068	01/24/2014	W/R	NOLLENBERGER TRUCK CENTE	682.91	01/30/2014
065069	01/24/2014	W/W	NWOASBO	20.00	
065070	01/24/2014	W/W	OTICON	360.00	
065071	01/24/2014	W/R	AMERICAN ELECTRIC POWER	31,983.60	01/31/2014
065072	01/24/2014	W/R	OSBA	5,942.00	01/31/2014
065073	01/24/2014	W/W	OHIO SCHOOL COUNCIL	1,581.30	
065074	01/24/2014	W/R	O.P AQUATICS	883.50	01/30/2014
065075	01/24/2014	W/R	POST NET	9.00	01/31/2014
065076	01/24/2014	W/R	Rotary Club of Fremont	155.00	01/30/2014
065077	01/24/2014	W/R	ROOT'S POULTRY	704.60	01/30/2014
065078	01/24/2014	W/R	REFRIGERATOR SALES	82.40	01/31/2014
065079	01/24/2014	W/W	SCW	631.26	
065080	01/24/2014	W/W	SCHOLASTIC CLASS MAGAZINE	154.00	
065081	01/24/2014	W/R	SHERWIN WILLIAMS PAINT	1,620.13	01/30/2014
065082	01/24/2014	W/W	STAPLES ADVANTAGE	257.75	
065083	01/24/2014	W/R	STREAKER TRACTOR SALES	2,645.00	01/30/2014
065084	01/24/2014	W/W	TIME WARNER	357.50	
065085	01/24/2014	W/W	TRACI MCCAUDY	218.25	
065086	01/24/2014	W/R	TRICO GLASS	94.35	01/30/2014
065087	01/24/2014	W/R	U NEW TENT RENTAL	112.50	01/30/2014
065088	01/24/2014	W/W	WAL-MART STORES INC.	542.58	
065089	01/24/2014	W/R	WALSWORTH PUBLISHING CO	2,994.75	01/31/2014
065090	01/24/2014	W/R	WALTERS' BOILER WORKS	1,894.25	01/30/2014
065091	01/24/2014	W/R	WILLIE'S SALES & SERVICE	7.00	01/30/2014
065092	01/24/2014	W/R	WSOS	25,409.42	01/30/2014
065093	01/24/2014	W/W	PAM MEGGITT	138.19	
065094	01/24/2014	W/R	DEBRA A. BOGNER	68.03	01/30/2014
065095	01/24/2014	W/W	PASTA SHOPPE	170.40	
065096	01/24/2014	W/W	DESIREE SUBSARA	74.00	

Check#	Check Date	Org Sta	Vendor Paid	Check Amount	Status Date
065097	01/24/2014	W/R	RHONDA SCHMIDT	731.79	01/30/2014
065098	01/24/2014	W/R	THERESA SANCHEZ	45.09	01/31/2014
065099	01/24/2014	W/R	KIM SPANN	23.52	01/30/2014
065100	01/24/2014	W/W	FOOTHILLS INTERNET MARKETING	65.78	
065101	01/24/2014	W/R	GORDON FOOD SERVICE	106.94	01/31/2014
065102	01/24/2014	W/R	FREMONT CITY BD. OF EDUC	5,361.31	01/24/2014
065103	01/24/2014	W/R	WOLESLAGEL MOVING	80.00	01/30/2014
065104	01/24/2014	W/R	WOOD COUNTY EDUCATIONAL	3,839.15	01/31/2014
065105	01/24/2014	W/W	SANDUSKY CO SANATARY ENGINEER	192.20	
065106	01/24/2014	W/R	SHERRY CORTHELL	49.21	01/30/2014
065107	01/24/2014	W/W	KAREN OBERST	400.53	
065108	01/24/2014	W/R	COREY STRAUB	290.58	01/30/2014
065109	01/24/2014	W/R	MEGAN PEUGEOT	46.98	01/31/2014
065110	01/24/2014	W/W	GREG HARRISON	37.52	
065111	01/31/2014	W/W	SCHOOL EMPLOYEES RETIREMENT	1,385.98	
065112	01/31/2014	W/W	STATE TEACHERS RETIRE.	8,969.62	
065113	01/30/2014	W/W	BOSTON MILLS SKI RESORT	50.00	
065114	01/30/2014	W/W	SANDUSKY CO. HEALTH DEPT	864.00	
065115	01/31/2014	W/W	SBABC CONFERENCE COMMISSIONER	270.00	
065116	01/31/2014	W/W	STAR LANES AT THE HARBOR	160.00	
065117	01/31/2014	W/W	WAL-MART STORES INC.	380.51	
075440	01/02/2014	M/M	MEDICAL MUTUAL OF OHIO	42,140.25	
075441	01/02/2014	M/M	VSP VISION PLAN	420.93	
075442	01/02/2014	M/M	VSP VISION PLAN	164.30	
075443	01/06/2014	M/M	EXPRESS SCRIPTS, INC	264.48	
075444	01/06/2014	M/M	EXPRESS SCRIPTS, INC	424.20	
075445	01/06/2014	M/M	EXPRESS SCRIPTS, INC	10,837.07	
075446	01/10/2014	M/M	MEDICAL MUTUAL OF OHIO	24,729.13	
075447	01/13/2014	M/M	VSP VISION PLAN	836.98	
075448	01/13/2014	M/M	EXPRESS SCRIPTS, INC	12,139.62	
075449	01/13/2014	M/M	EXPRESS SCRIPTS, INC	344.40	
075450	01/13/2014	M/M	VSP VISION PLAN	1,821.18	
075451	01/13/2014	M/M	GUARDIAN LIFE INSURANCE	1,839.20	
075452	01/13/2014	M/M	MEDICAL MUTUAL OF OHIO	61,679.00	
075453	01/24/2014	M/M	GUARDIAN LIFE INSURANCE	11,749.50	
075454	01/20/2014	M/M	EXPRESS SCRIPTS, INC	472.50	
075455	01/20/2014	M/M	EXPRESS SCRIPTS, INC	14,852.51	
075456	01/22/2014	M/M	MEDICAL MUTUAL OF OHIO	45,975.49	
075457	01/27/2014	M/M	MEDICAL MUTUAL OF OHIO	38,020.01	
075458	01/27/2014	M/M	EXPRESS SCRIPTS, INC	21,320.53	
075459	01/27/2014	M/M	EXPRESS SCRIPTS, INC	468.30	
075460	01/28/2014	M/M	VSP VISION PLAN	414.84	
075461	01/28/2014	M/M	VSP VISION PLAN	160.71	
075462	01/30/2014	M/M	EXPRESS SCRIPTS, INC	263.32	
352448	01/01/2014	M/M	JOANNE TRACZEK	170.85	
353043	01/01/2014	M/M	LESLY BLANTON	456.00	
361271	01/21/2014	M/M	KARI HATFIELD	130.88	
363279	01/27/2014	M/M	MICHAEL SCHUPPENIES	78.09	
954045	01/03/2014	M/M	FREMONT CITY SCHOOL	3,435.63	
954046	01/03/2014	M/M	FREMONT CITY SCHOOLS	516.20	
954047	01/03/2014	M/M	FREMONT CITY SCHOOLS	28.10	
954048	01/03/2014	M/M	FREMONT BOE-MEDICARE	11,844.30	

Check#	Check Date	Org Sta	Vendor Paid	Check Amount	Status Date
954049	01/03/2014	M/M	US BANK	113.43	
954050	01/03/2014	M/M	BANK OF AMERICA	373.17	
954051	01/06/2014	W/R	MEAL MAGIC CORP	45.90	01/06/2014
954052	01/10/2014	M/M	FREMONT BOE-MEDICARE	833.48	
954053	01/21/2014	T/R	FREMONT BRD OF EDUCATION	10,053.25	01/21/2014
954054	01/10/2014	W/R	OHIO DEPARTMENT OF EDUCATION	208,160.68	01/10/2014
954055	01/14/2014	M/M	BANK OF NEW YORK MELLON	422,821.88	
954056	01/14/2014	M/M	BANK OF NEW YORK MELLON	431,311.25	
954057	01/17/2014	M/M	FREMONT CITY SCHOOL	3,398.06	
954058	01/17/2014	M/M	FREMONT CITY SCHOOLS	305,994.51	
954059	01/17/2014	M/M	FREMONT CITY SCHOOLS	15,910.12	
954060	01/17/2014	M/M	FREMONT BOE-MEDICARE	11,073.06	
954061	01/24/2014	W/R	OHIO DEPARTMENT OF EDUCATION	209,229.64	01/24/2014
954062	01/31/2014	M/M	FREMONT CITY SCHOOL	3,527.15	
954063	01/31/2014	M/M	FREMONT BOE-MEDICARE	12,378.84	
954064	01/31/2014	M/M	STRS	213,790.00	
954065	01/31/2014	M/M	SERS	62,218.00	
981861	01/03/2014	C/R	FREMONT CITY BD. OF EDUC	904,084.86	01/03/2014
981862	01/10/2014	C/R	FREMONT CITY BD. OF EDUC	68,685.75	01/10/2014
981863	01/17/2014	C/R	FREMONT CITY BD. OF EDUC	894,228.33	01/17/2014
981864	01/31/2014	C/R	FREMONT CITY BD. OF EDUC	928,206.34	01/31/2014
Total Checks Issued				\$ 5,552,995.36	