



Fremont City Schools

David M. Chambers, Treasurer
500 W. State Street, Suite A
Fremont, Ohio 43420

Fiscal Year 2014

Dr. Traci L. McCaudy
Superintendent

David M. Chambers
Treasurer

March 14, 2014

Dear Members of the Fremont Board of Education:

The following pages represent the financial status of the Fremont City School District as of February 28, 2014, for all funds submitted for your consideration. Please review the following: General Fund Revenue and Expenditure Analysis, Cash Reconciliation, Active Investments Ledger, Self-Funded Insurance Program, Monthly Financial Summary, Permanent Improvement Fund Cash Flow Analysis, Tax Abatement Fund Analysis, Financial Report by Fund and Monthly Check Register.

If you should have any questions or need additional information, please feel free to contact me at (419) 334-5442 (W) or (419) 680-1240 (C).

Respectfully Submitted,



David M. Chambers, Treasurer
Fremont City School District

Fremont City School District

General Fund Analysis

February 28, 2014

	2013-2014	Y-T-D Actual		Percent	Variance
	Original Estimate	July 2013 - June 2014			
	(1)	(2)			(3)
Beginning Balance - July 1, 2013		6,692,861.02			0.00
General Fund *	6,613,325.84				
Uniform Supply Funds	79,535.18				
Revenue	33,590,654.00	23,797,786.49	70.8%		9,792,867.51
Loan on Income Tax	0.00	0.00			0.00
Real Estate Advance - June 30	0.00	0.00			0.00
	33,590,654.00	23,797,786.49			9,792,867.51
Expenditures	35,313,063.00	27,651,853.00	78.3%		7,661,210.00
Encumberance	260,000.00	582,952.66			-322,952.66
	35,573,063.00	28,234,805.66			7,338,257.34
Ending Balance - June 30, 2014	4,710,452.02	2,255,841.85			2,454,610.17

* Does not include Tax Abatement Fund (\$4,613,577.12)
Original Estimate revenue and expenditure taken from five-year forecast.

General Fund Summary

February 2014

Revenues

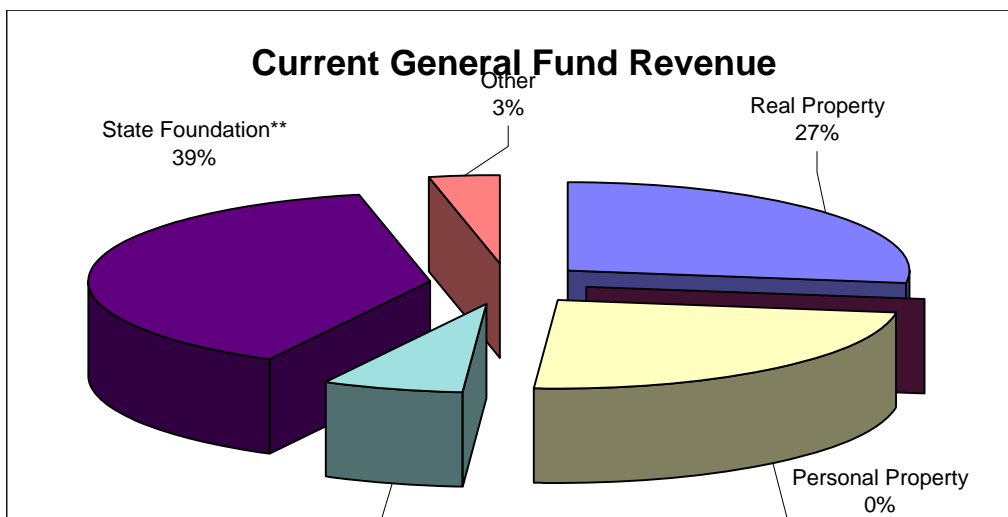
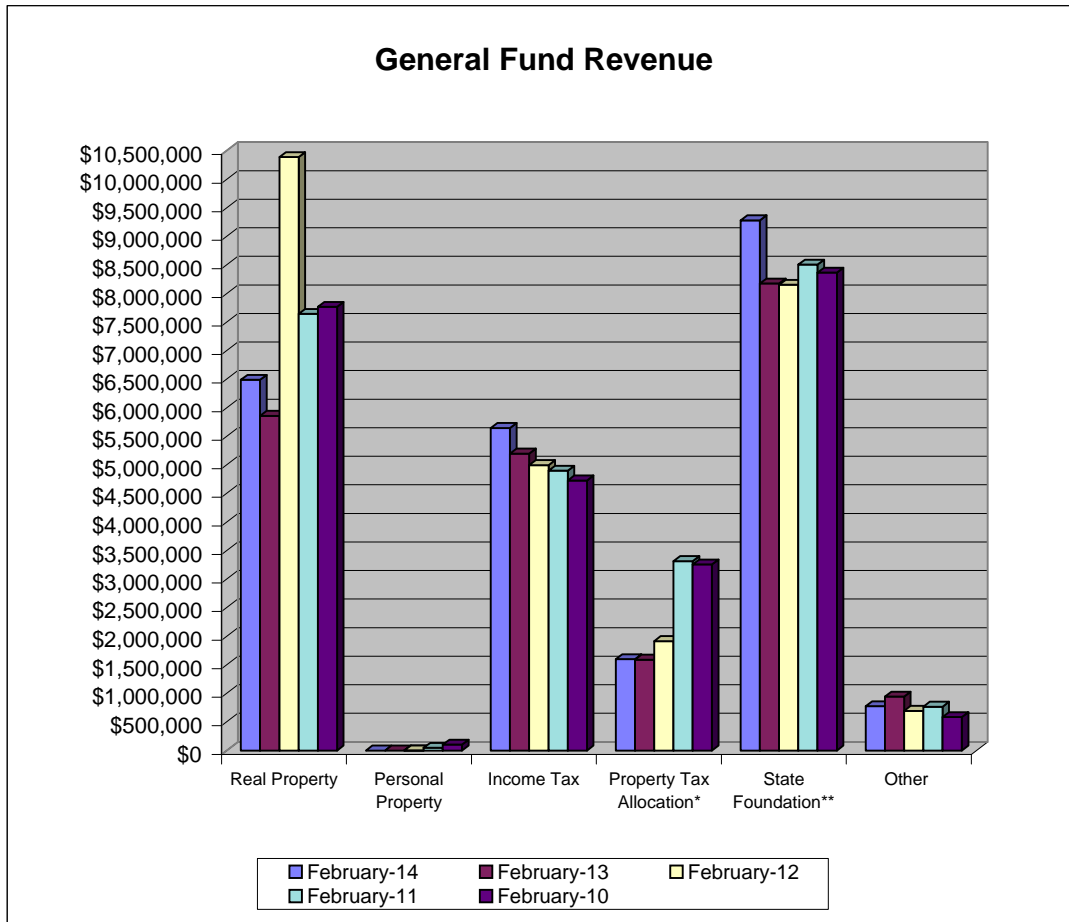
1. Real Property Taxes – Total Real Property Taxes received from the beginning of the fiscal year until February 28, 2014 is \$6,490,191.64. This is an increase of 10.7% above last year's taxes received at this time. \$-0- was collected in February.
2. Personal Property Taxes – Total Personal Property Taxes received from the beginning of the fiscal year until February 28, 2014 is \$-0-. Collections for the current year will only be delinquent taxes collected by the State. \$-0- was collected in February.
3. Income Taxes – Total Income Taxes received from the beginning of the fiscal year until February 28, 2014 is \$5,647,462.49. This is an 8.6% increase above last year at this time and is mainly due to an increase in collections from individuals. \$-0- was collected in February.
4. Homestead and Rollback – Monies received from the State of Ohio from the beginning of the fiscal year until February 28, 2014 total \$1,599,308.30. Receipts are based upon the real property taxes collected and Homestead filings with the County Auditor. These revenues also include monies for personal property tax loss reimbursement from the State. The State has shifted and reduced the distribution of personal property tax loss reimbursement from August/November/May to November/May. \$-0- was collected in February.
5. State Foundation – State Foundation monies received from the State of Ohio from the beginning of the fiscal year until February 28, 2014 total \$9,285,424.04. This is an increase of 13.6% above last year's foundation money received at this time. This includes \$216,494.61 in Casino revenues for the year. The current increase is due to payment based upon the Governor's funding formula. \$1,258,598.30 was collected in February.
6. Other – Other monies received from the beginning of the fiscal year until February 28, 2014 total \$775,400.02. This is a decrease of 17.9% below last year at this time and is due to decreases in fee collections and transfers into fee accounts. \$133,890.12 was collected in February.

	February-14	February-13	February-12	February-11	February-10	Current Forecast	% Receiver
Real Property	\$6,490,192	\$5,861,016	\$10,390,742	\$7,646,023	\$7,769,731	\$10,556,023	61.48%
Personal Property	\$0	\$817	\$4,266	\$47,350	\$105,108	\$0	0.00%
Income Tax	\$5,647,462	\$5,198,804	\$4,998,613	\$4,900,326	\$4,727,930	\$6,825,000	82.75%
Property Tax Allocation*	\$1,599,308	\$1,593,164	\$1,915,789	\$3,316,106	\$3,259,389	\$3,160,098 *	50.61%
State Foundation**	\$9,285,424	\$8,176,476	\$8,154,465	\$8,508,634	\$8,367,881	\$13,604,776 **	68.25%
Other	\$775,400	\$944,170	\$696,163	\$768,242	\$586,206	\$1,806,478	42.92%
Total	\$23,797,786	\$21,774,447	\$26,160,038	\$25,186,682	\$24,816,244	\$35,952,375	66.19%
Tax Abatement Fund	\$16,920	\$16,920					

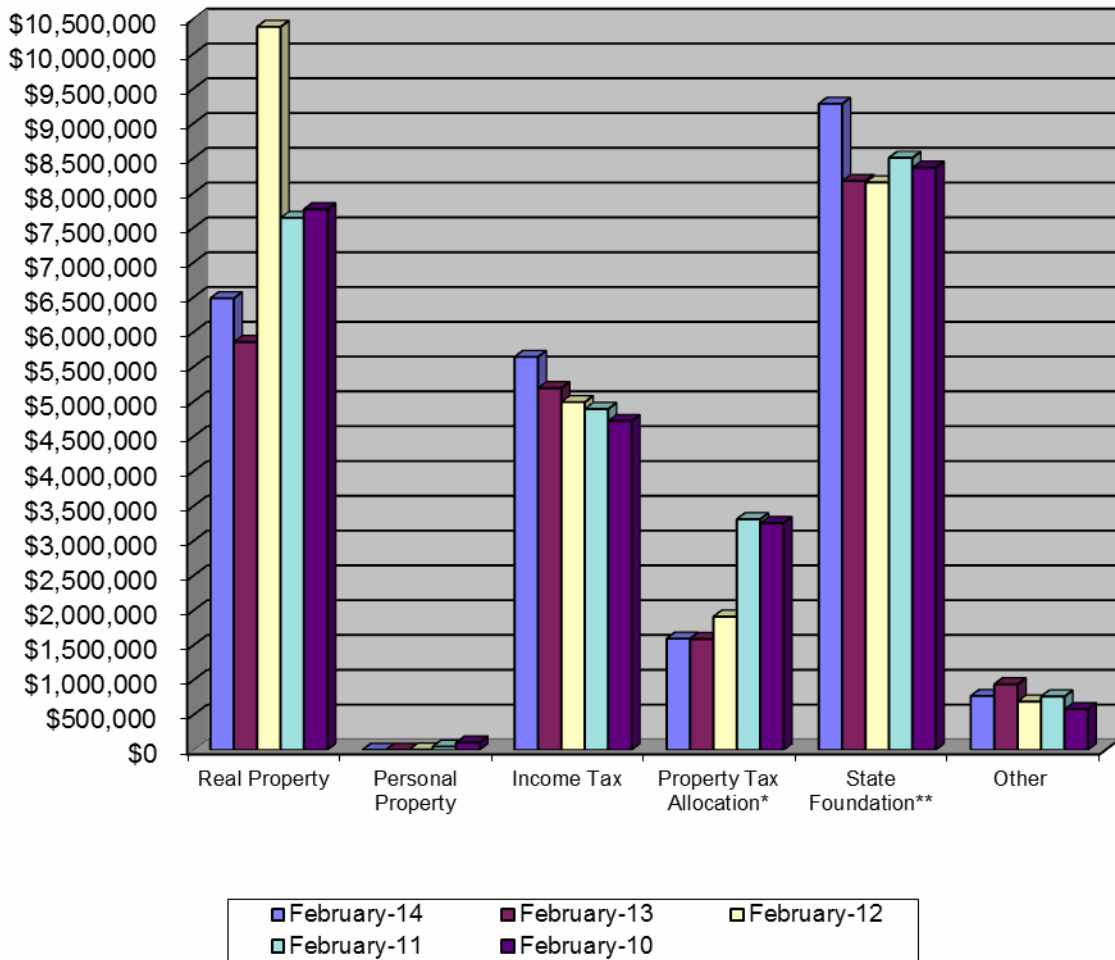
* Includes Homestead/Rollback, Tangible Personal Property Tax Fixed Rate Loss Reimbursement and Electric Deregulation.

** Includes Casino Revenue in State Foundation beginning January 2013 and Economic Disadvantaged Funding in November 2013.

Totals do not include Tax Abatement Fund for purpose of comparison.



General Fund Revenue



	February-14	February-13	February-12	February-11	February-10	Current Forecast
Real Property	\$6,490,192	\$5,861,016	\$10,390,742	\$7,646,023	\$7,769,731	\$10,556,023
Personal Property	\$0	\$817	\$4,266	\$47,350	\$105,108	\$0
Income Tax	\$5,647,462	\$5,198,804	\$4,998,613	\$4,900,326	\$4,727,930	\$6,825,000
Property Tax Allocation*	\$1,599,308	\$1,593,164	\$1,915,789	\$3,316,106	\$3,259,389	\$3,160,098 *
State Foundation**	\$9,285,424	\$8,176,476	\$8,154,465	\$8,508,634	\$8,367,881	\$13,604,776 **
Other	\$775,400	\$944,170	\$696,163	\$768,242	\$586,206	\$1,806,478
Total	\$23,797,786	\$21,774,447	\$26,160,038	\$25,186,682	\$24,816,244	\$35,952,375
Tax Abatement Fund	\$16,920	\$16,920				

* Includes Homestead/Rollback, Tangible Personal Property Tax Fixed Rate Loss Reimbursement and Electric Deregulation.

** Includes Casino Revenue in State Foundation beginning January 2013 and Economic Disadvantaged Funding in November 2013.

Totals do not include Tax Abatement Fund for purpose of comparison.

General Fund Summary

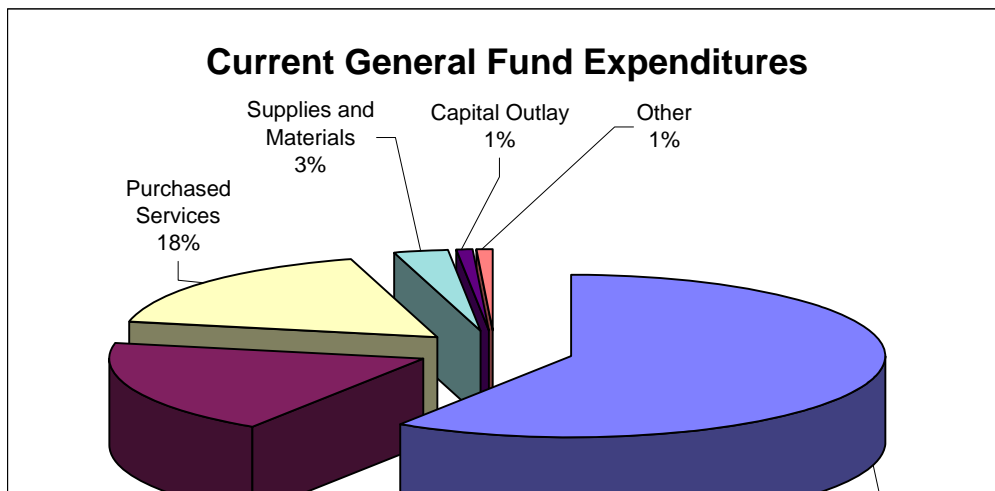
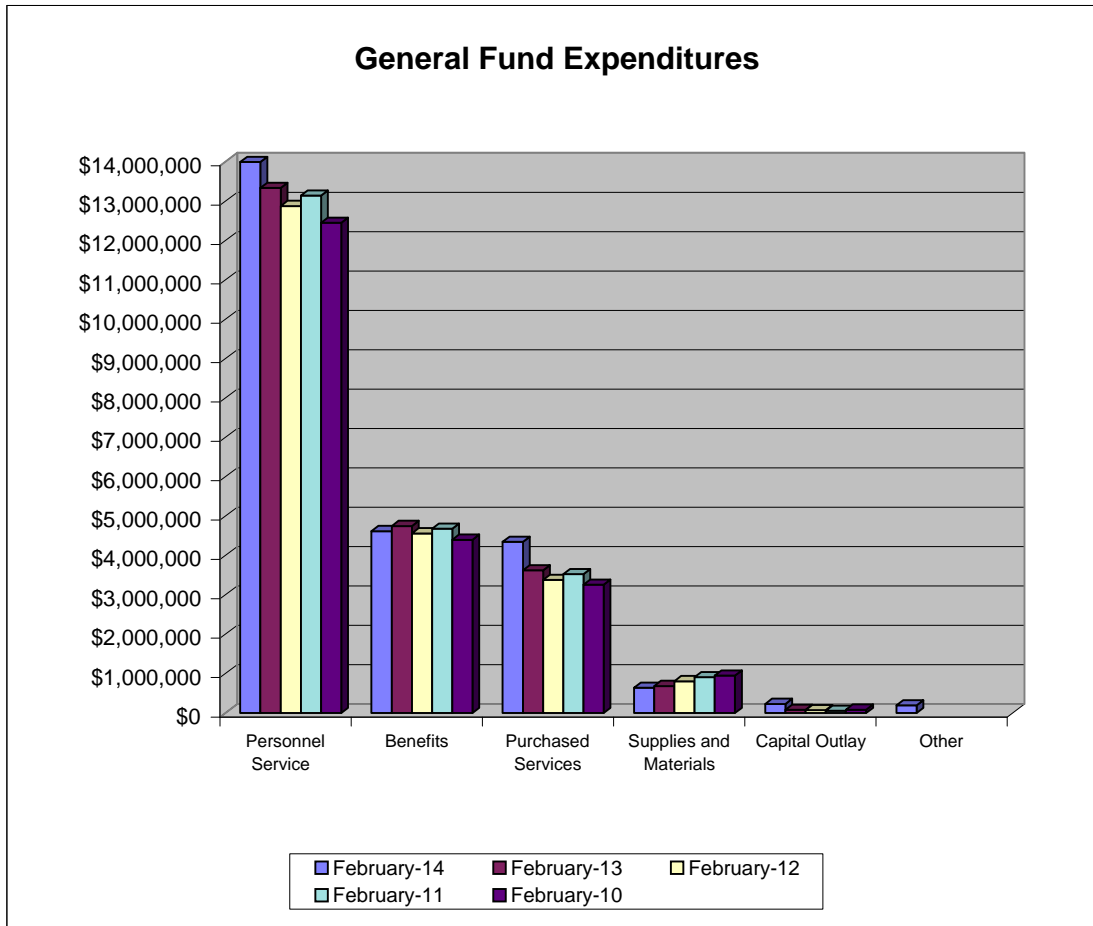
February 2014

Expenditures

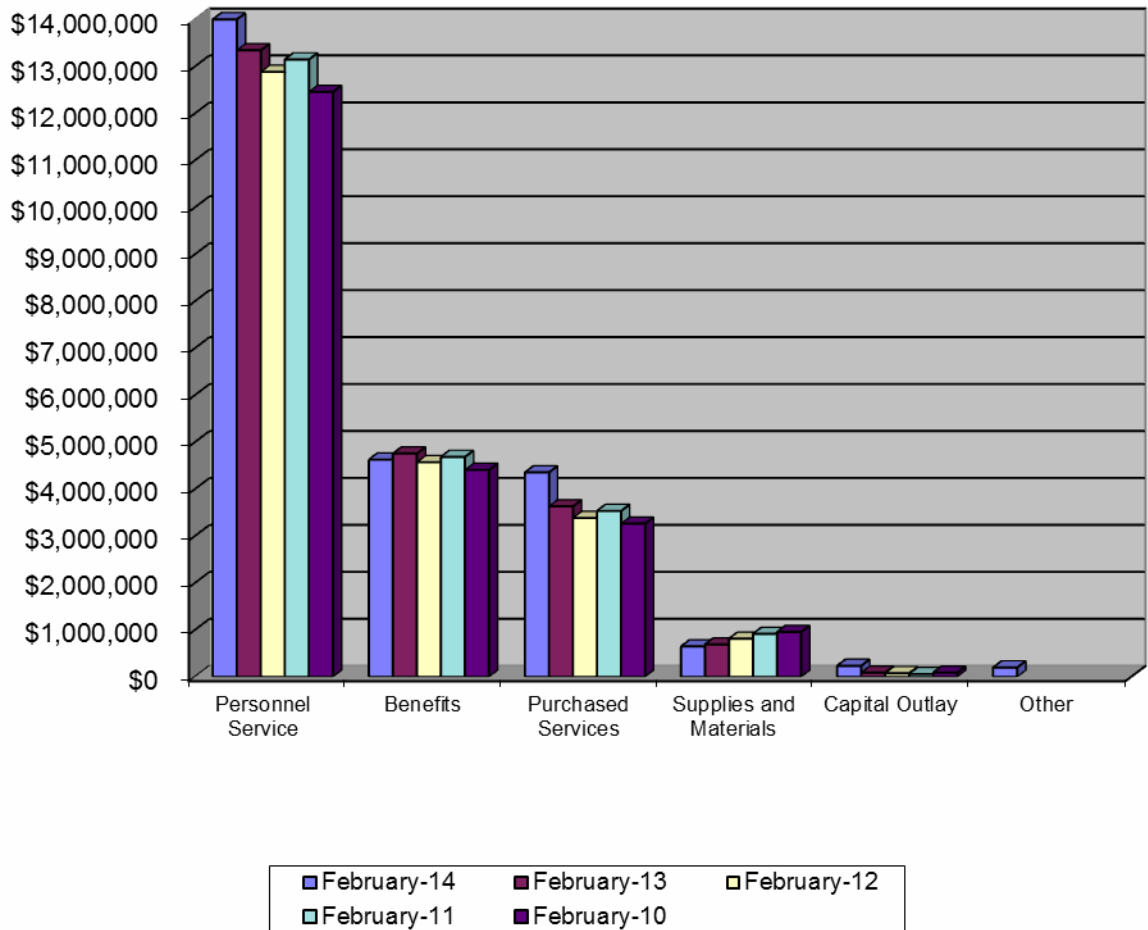
1. Personnel Services– The costs for personnel services for the School District from the beginning of the fiscal year until February 28, 2014 was \$14,633,719.16. This was an increase of 9.7% above last year at this time. This year had three pays in January and last year did not have three pays until March. \$1,572,989.24 was spent in February.
2. Benefits – The cost for benefits for the School District from the beginning of the fiscal year until February 28, 2014 was \$4,623,309.24. This was a 2.7% decrease below last year at this time and was due the district health plan changes in January 2013 and 2014. \$592,531.57 was spent in February.
3. Purchased Services – The cost for purchased services for the district from the beginning of the fiscal year until February 28, 2014 total \$4,351,377.38. This was a 19.8% increase above last year at this time and is due to Contracted Foundation Services and changes in State Legislation, BCI/FBI Exams, Legal Services, Repairs/Maintenance, Lease and Rentals, Mileage, Utilities, Postage, Tuition, Special Education Costs, and Community School Payments. \$565,455.70 was spent in February.
4. Supplies and Materials – The cost for supplies and materials for the district from the beginning of the fiscal year until February 28, 2014 total \$645,227.32. This was a 6.1% decrease below last year at this time. \$63,442.32 was spent in February. District Library Books, Publications and Periodicals, Maintenance and Custodial Supplies, and Fuel for Buses accounted for most of this decrease.
5. Capital Outlay – The cost for capital outlay for the district from the beginning of the fiscal year until February 28, 2014 total \$231,064.34. This was an increase above last year at this time. \$3,537.07 was spent in February.
6. Other – The cost of other expenditures excluding transfers for the district was \$196,756.08 for the fiscal year until February 28, 2014. This was a 21.2% decrease below last year at this time. Memberships, County ESC Deduction and Auditor/Treasurer Fees were the main reasons for this decrease. (\$58.02) was spent in February. This monthly decrease reflects a refund for services.

	February-14	February-13	February-12	February-11	February-10	Current Forecast	% Expensed
Personnel Service	\$14,633,719	\$13,341,883	\$12,881,050	\$13,146,222	\$12,455,362	\$21,602,413	67.74%
Benefits	\$4,623,309	\$4,753,340	\$4,566,719	\$4,680,837	\$4,403,260	\$7,183,156	64.36%
Purchased Services	\$4,351,377	\$3,627,661	\$3,380,132	\$3,530,043	\$3,258,937	\$6,921,992	62.86%
Supplies and Materials	\$645,227	\$686,892	\$809,680	\$912,079	\$951,614	\$1,229,380	52.48%
Capital Outlay	\$231,064	\$84,423	\$72,906	\$56,289	\$85,588	\$384,796	60.05%
Other	\$196,756	\$249,820	\$423,847	\$259,415	\$250,318	\$569,359	34.56%
Transfers and Adv., Etc. Other than Debt	\$2,407	\$82,409	\$44,937	\$27,317	\$34,198	\$102,407	2.35%
Total	\$24,683,860	\$22,826,430	\$22,179,271	\$22,612,201	\$21,439,277	\$37,993,503	64.97%
Tax Abatement Fund	\$358,679	\$915,151					

Totals do not include Tax Abatement Funds for purpose of comparison.



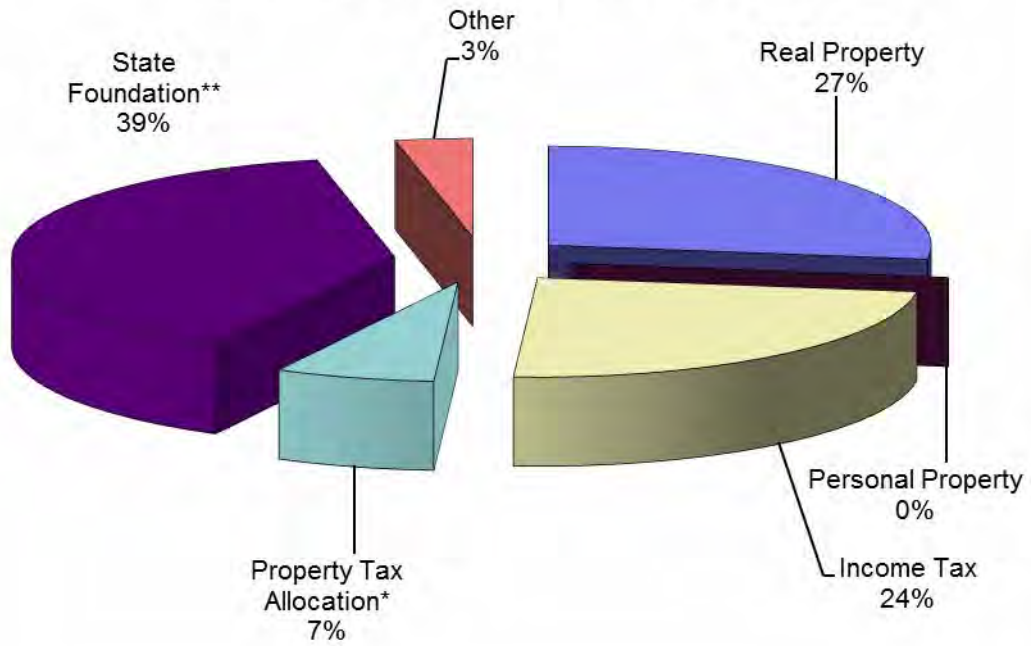
General Fund Expenditures



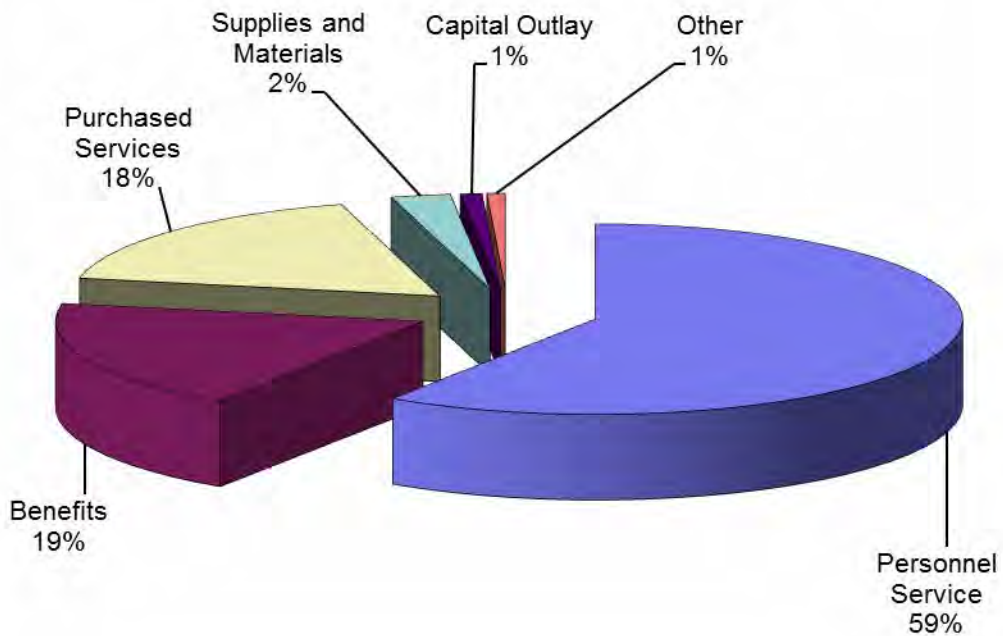
	February-14	February-13	February-12	February-11	February-10	Current Forecast
Personnel Service	\$14,633,719	\$13,341,883	\$12,881,050	\$13,146,222	\$12,455,362	\$21,602,413
Benefits	\$4,623,309	\$4,753,340	\$4,566,719	\$4,680,837	\$4,403,260	\$7,183,156
Purchased Services	\$4,351,377	\$3,627,661	\$3,380,132	\$3,530,043	\$3,258,937	\$6,921,992
Supplies and Materials	\$645,227	\$686,892	\$809,680	\$912,079	\$951,614	\$1,229,380
Capital Outlay	\$231,064	\$84,423	\$72,906	\$56,289	\$85,588	\$384,796
Other	\$196,756	\$249,820	\$423,847	\$259,415	\$250,318	\$569,359
Transfers and Adv., Etc.	\$2,407	\$82,409	\$44,937	\$27,317	\$34,198	\$102,407
Other than Debt						
Total	\$24,683,860	\$22,826,430	\$22,179,271	\$22,612,201	\$21,439,277	\$37,993,503
Tax Abatement Fund	\$358,679	\$915,151				

Totals do not include Tax Abatement Funds for purpose of comparison.

Current General Fund Revenue



Current General Fund Expenditures



DATE: 03/06/2014
TIME: 11:31

FREMONT CITY SCHOOL DISTRICT
CASH RECONCILIATION AS OF 02/28/2014

PAGE: 1
(USAEMSED)

	SUB-TOTALS	TOTALS
	-----	-----
Gross Depository Balances:		
GENERAL FUND 344	\$ 466,771.88	
STAR OHIO 7017	604,776.53	
STAR OHIO 3142	2,283,414.07	
STAR OHIO 3288	644,081.55	
e-bAY 2135	10.67	
FLEX ACCNT 3268	12,236.32	
CAFETERIA FUND 3124	67.92	
SCOREBOARD ACCNT 5877	12.75	
STARPLUS 4275	2,751,944.18	
ATHLETIC TOURNAMENT 022	8,955.88	
US BANK INVESTMENTS	10,069,495.00	

Total Depository Balances (Gross)		\$ 16,841,766.75
Adjustments to Bank Balance:		
Cash in Transit to Bank	\$ 0.00	
Outstanding Checks	183,544.31-	
Adjustments	854.00	
Merchant Card \$854.00		
0		
0		
0		


Total Adjustments to Bank Balance		182,690.31-
Investments:		
Treasury Bonds and Notes	\$ 0.00	
Certificate of Deposits	2,791,417.89	
Other Securities	0.00	
Other Investments:		

Total Investments		2,791,417.89
Cash on Hand:		
Petty Cash:		
Treasurer's Office	\$ 500.00	
Ross High Office/Athletics	3,050.00	
FMS Office/Athletics	600.00	
School Cafeteria's	663.00	
Elem Sch/Transportation	925.00	
Change Cash:		
Cash with Fiscal Agent	0.00	

Total Cash on Hand		5,738.00

Total Balances		\$ 19,456,232.33
		=====
Total Fund Balance		\$ 19,456,232.33
		=====
Depository Clearance Accounts:		
PAYROLL CHECKING 352	\$ 229,064.54	

Total Clearance Account Balances		\$ 229,064.54



Treasurer

FREMONT CITY SCHOOL DISTRICT
Self-Funded Insurance Program

February 28, 2014

Beginning Balance - February 1, 2014 \$ 296,649.50

REVENUE

Board of Education Contributions	\$ 324,361.93	
Employee Contributions	\$ 51,149.20	
Other	\$ -	
Total Revenue		\$ 375,511.13

EXPENDITURES

Medical Claims	\$ 272,768.53	
Dental Claims	\$ 18,412.00	
Prescription Drug Claims	\$ 88,528.74	
Vision Claims	\$ 2,121.91	
Administrative Fees:	\$ 50,268.25	
Medical Mutual	\$ 13,562.01	
Dental	\$ 3,572.64	
Express Scripts	\$ 1,671.60	
Vision Service Plan	\$ 591.06	
Stop Loss Insurance	\$ 27,953.94	
Broker Fees	\$ 2,917.00	
COBRA		
Other	\$ -	
Total Expenditures		\$ 432,099.43

Monthly Profit/(Loss) **\$ (56,588.30)**

Ending Balance - February 28, 2014 \$ 240,061.20



Baird Public Investment Advisors
REALIZED GAINS AND LOSSES - SETTLED TRADES
Fremont City Schools
US Bank Acct #001050970931
Attn: David Chambers
From 02-01-14 Through 02-28-14

Open Date	Close Date	Quantity	Security	Cost Basis	Proceeds	Gain Or Loss	
						Short Term	Long Term
02-28-13	02-28-14	505,000	Federal Home Ln Mtg 0.600% Due 03-28-16	505,000.00	505,000.00	0.00	
TOTAL GAINS						0.00	0.00
TOTAL LOSSES						0.00	0.00
TOTAL REALIZED GAIN/LOSS				0.00			



Baird Public Investment Advisors
INCOME AND EXPENSES - SETTLED TRADES
Fremont City Schools
US Bank Acct #001050970931
Attn: David Chambers
From 02-01-14 Through 02-28-14

<u>Ex-Date</u>	<u>Pay-Date</u>	<u>Security</u>	<u>Amount</u>
U.S. GOVERNMENT AGENCY NOTES			
02-27-14	02-27-14	Federal Natl Mtg Assoc 0.800% Due 02-27-17	3,000.00
02-28-14	02-28-14	Federal Home Ln Mtg 0.600% Due 03-28-16	1,515.00
			<hr/> 4,515.00
COMMERCIAL PAPER - COUPON BEARING			
02-27-14	02-27-14	US Bank 0.100% Due 02-27-14	40.06
02-27-14	02-27-14	US Bank 0.100% Due 02-27-14	0.00
			<hr/> 40.06
INVESTMENT MANAGEMENT FEE			
02-06-14	02-06-14	Management Fee	1,261.01
			<hr/> 1,261.01
NET INCOME			3,294.05

FREMONT CITY SCHOOL DISTRICT

Permanent Improvement Fund

Cash Flow Analysis

Date	Permanent Improvement Description	Receipts	Expenditures	Balance	
July 2013	Apple iPad WiFi 64GB, Engraving, AppleCare+		\$ 563.56	\$367,505.31	
	2nd 1/2 Real Property Advance	\$ 139,000.00		\$506,505.31	
	2nd 1/2 Real Property Settlement	\$ 162,101.29		\$668,606.60	
	2nd 1/2 Real Property Settlement Fees		\$ 7,220.94	\$661,385.66	
August	Carpet at District Buildings		\$ 51,501.15	\$609,884.51	
	Galley Left Serving Line, Corner, Salad Bar, Hot Food		\$ 5,000.84	\$604,883.67	
	Right Side Serving Line		\$ 4,992.96	\$599,890.71	
	Transfers to Bus Replacement, Stadium, Track, Vehicle and Pool Funds		\$ 123,400.00	\$476,490.71	
	Donations	\$ 11,000.00		\$487,490.71	
September	Bus Video Camera Security Package		\$ 12,850.00	\$474,640.71	
	Homestead/Rollback Settlement	\$ 46,399.93		\$521,040.64	
	Homestead/Rollback Settlement Fees		\$ 418.42	\$520,622.22	
September	Donations	\$ (11,000.00)		\$509,622.22	
October	2nd 1/2 Manufactured Home Settlement	\$ 567.25		\$510,189.47	
	2nd 1/2 Manufactured Home Settlement Fees		\$ 161.14	\$510,028.33	
	Move expense from 001		\$ 3,690.98	\$506,337.35	
	Patch Panel, WiFi System, Shipping		\$ 3,100.00	\$503,237.35	
	Shielded Jack, Shielded Patch Cable		\$ 202.00	\$503,035.35	
	Asbestos Tile Removal - Atkinson		\$ 4,515.00	\$498,520.35	
	iPad Mini, Applecare, iPad Smartcover		\$ 6,670.00	\$491,850.35	
	Smartboard, ELMO, Shipping		\$ 4,295.00	\$487,555.35	
	2nd 1/2 Manufactured Home Homestead	\$ 727.65		\$488,283.00	
November	VbiQuiti Touchable Pr		\$ 695.95	\$487,587.05	
	Bridge #2 - Tangible Personal Property Loss Reimb.	\$ 31,896.29		\$519,483.34	
December	Removal of Soil Under Playgrounds except Washington		\$ 19,000.00	\$500,483.34	
	Lutz PTO Donation	\$ 2,000.00		\$502,483.34	
	Ubiquiti UniFi VAP-Pro WiFi and Shipping		\$ 2,012.00	\$500,471.34	
	Google Chromebook Mgt Software License, Laser Etching		\$ 25,100.00	\$475,371.34	
	Infocus Projector, ELMO TT-12 Document Camera		\$ 963.67	\$474,407.67	
	Professional Services for Engineering and Design		\$ 7,800.00	\$466,607.67	
	Smart Board and Shipping		\$ 1,449.00	\$465,158.67	
	4 Ton R410A Pkgd HVAC Unit		\$ 2,998.00	\$462,160.67	
	4 Ton R410A Pkgd HVAC Unit		\$ 2,998.00	\$459,162.67	
	Toshiba TECRA Laptop, Replicator and Carrying Case		\$ 3,819.75	\$455,342.92	
	Toshiba TECRA Laptop, Replicator and Carrying Case		\$ 3,819.75	\$451,523.17	
January	Manufactured Homes Homestead/Rollback	\$ 296.40		\$451,819.57	
	Weight Room Equipment		\$ 21,796.75	\$430,022.82	
	Exhaust Ventilator		\$ 2,970.18	\$427,052.64	
	Exhaust Ventilator		\$ 2,970.18	\$424,082.46	
	Removal of Asbestos in Weight Room Office		\$ 1,200.00	\$422,882.46	
	Removal of 2430 Sq Ft of Floor Tile from Weight Room		\$ 3,645.00	\$419,237.46	
	Toshiba Carry Case		\$ 140.22	\$419,097.24	
	Toshiba Carry Case		\$ 140.22	\$418,957.02	
	Super Berber Logo Mat		\$ 4,897.58	\$414,059.44	
	Cart, Chromebooks, Software License, Laser Etch, Warranty		\$ 65,018.00	\$349,041.44	
	Lithonia T-8 Wrap Around Fixtures, T-8 Lamps		\$ 4,375.50	\$344,665.94	
	Supplies for Weight Room		\$ 267.94	\$344,398.00	
	Open PO for Weight Room Supplies		\$ 88.15	\$344,309.85	
	Weight Room Electrical Supplies		\$ 1,196.16	\$343,113.69	
	Paint for Weight Room		\$ 1,620.13	\$341,493.56	
	Weight Room Boiler Materials		\$ 1,156.75	\$340,336.81	
	1st 1/2 Real Property Advance	\$ 102,000.00		\$442,336.81	
	February	4 Sentry 3 Drawer Fireproof Lateral Files		\$ 10,000.00	\$432,336.81
	3/11/2014	Saddles Made for Weight Room		\$ 152.52	\$432,184.29

FREMONT CITY SCHOOL DISTRICT
Permanent Improvement Fund
Cash Flow Analysis

Date	Permanent Improvement Description	Receipts	Expenditures	Balance
	Weight Room - Installed Curbs and Boats Duro Last		\$ 1,292.85	\$430,891.44
	Wight Room Supplies		\$ 1,246.57	\$429,644.87
	Playground Mulch		\$ 25,005.60	\$404,639.27
	Weight Room Equipment		\$ 20,999.00	\$383,640.27
	Smartboard Additional Equipment /Supplies		\$ 223.25	\$383,417.02
	Crane Rental to Set Units at Weight Room		\$ 500.00	\$382,917.02
	Weight Room Equipment		\$ 11,204.25	\$371,712.77
	Supplies for Weight Room		\$ 232.06	\$371,480.71
	Weight Room Misc. Electrical Supplies		\$ 178.38	\$371,302.33
	 Fiscal Year Totals	 \$ 484,988.81	 \$ 481,755.35	

FREMONT CITY SCHOOL DISTRICT
Tax Abatement Fund
Cash Flow Analysis

Date	Tax Abatement Description	Receipts	Expenditures	Balance
July 1, 2013	Textbooks		\$88,084.66	\$4,867,251.23
August	Abatement	\$7,800.00		\$4,875,051.23
	Chromebook Extended Warranty		\$133.02	\$4,874,918.21
	High School Study Guides and Teacher Ed		\$4,712.95	\$4,870,205.26
	Elementary Workbooks		\$5,260.99	\$4,864,944.27
September	MPS		2.93	\$4,864,941.34
	Scholastic		\$8,836.17	\$4,856,105.17
	Houghton Mifflin Harcourt		\$21,708.70	\$4,834,396.47
	McGraw Hill Education		\$45,119.09	\$4,789,277.38
	Pearson Education		\$60,120.32	\$4,729,157.06
	CPO Science		\$805.60	\$4,728,351.46
	Toshiba Laptop, Carry Case and Replicator		\$2,629.98	\$4,725,721.48
	Abatement	\$9,120.36		\$4,734,841.84
October	Smartboard Mobile Floor Stand, Infocus Projector		\$1,061.00	\$4,733,780.84
	Move expense to 003		(\$3,690.98)	\$4,737,471.82
	Textbooks, Storytown		\$70,989.72	\$4,666,482.10
November	Textbooks		\$34,284.06	\$4,632,198.04
December	Pearson Education Credit		(\$5,966.82)	\$4,638,164.86
	DEMCO Supplies		\$2,795.17	\$4,635,369.69
	Shipping - American Government: Power and Pur		\$99.54	\$4,635,270.15
January	Transfer to Pool Equipment Fund		\$10,053.25	\$4,625,216.90
	Open PO for Purchase of Books		\$3,423.00	\$4,621,793.90
February	School Specialty Refund PO 77637		(\$760.00)	\$4,622,553.90
	OAT Grades 1,2,3 Testing		\$1,503.00	\$4,621,050.90
	Pearson Common Core, Com. Core Replacement		\$7,916.12	\$4,613,134.78
	American Express Credit PO 77286		(\$442.34)	\$4,613,577.12
	Fiscal Year Totals	\$16,920.36	\$358,679.13	

-- Options Summary --

Summary or detail report? (S,D) D
Output file: FINSUM.TXT
Print options page? (Y,N) Y
Generate FINDET report for comparison? (Y,N) N
!Sort options: FS
Include funds with zero balances in all fields? (Y,N) Y
Include future encumbrance amounts? (Y,N) N

BAT_FINSUM executed by FREMONT_NC on node NOECA3:: at 6-MAR-2014 11:28:57.37

Date: 03/06/2014
 Time: 11:28 am

FREMONT CITY SCHOOL DISTRICT
 Financial Report by Fund/SCC

Fund #	Fund Description	FYTD Receipts	MTD Expenditures	FYTD Expenditures	Current Fund Balance	Current Encumbrances	Unencumbered Fund Balance	Bank Code
001 0000	GENERAL FUND	23,461,778.24	2,780,862.56	24,418,803.03	5,281,291.20	473,229.47	4,808,061.73	
6,238,315.99	1,362,463.58							
001 9000	TECHNOLOGY FUND - DISTRICT WIDE	10,029.50	0.00	28,089.90	10,955.07-	0.00	10,955.07-	
7,105.33	1,970.00							
001 9001	GENERAL FEE - ATKINSON	1,755.00	0.00	4,275.61	2,405.61-	3,330.94	5,736.55-	
115.00	255.00							
001 9002	GENERAL FEE - CROGHAN	1,235.95	122.75	4,057.56	1,038.75-	2,664.61	3,703.36-	
1,782.86	337.50							
001 9003	GENERAL FEE - HAYES	1,181.90	122.75	4,649.79	2,513.01-	2,532.90	5,045.91-	
954.88	175.00							
001 9004	GENERAL FEE - LUTZ	4,020.00	0.00	1,157.96	8,817.82	1,311.90	7,505.92	
5,955.78	200.00							
001 9005	GENERAL FEE - OTIS	1,387.50	245.50	3,855.87	1,483.98-	3,140.25	4,624.23-	
984.39	492.50							
001 9006	GENERAL FEE - STAMM	3,537.99	908.30	6,766.95	3,059.65-	3,079.35	6,139.00-	
169.31	575.00							
001 9007	GENERAL FEE - WASHINGTON	2,012.50	59.65	289.14	5,027.89	825.85	4,202.04	
3,304.53	125.00							
001 9008	GENERAL FEE - ATKINSON	0.00	0.00	0.00	0.00	0.00	0.00	
0.00	0.00							
001 9009	GENERAL FEE - CROGHAN	0.00	0.00	0.00	0.00	0.00	0.00	
0.00	0.00							
001 9010	FMS-SIXTH GRADE STUDENT FEES YR 11-12	12.50	0.00	706.21	12.50	0.00	12.50	
706.21	0.00							
001 9013	GENERAL FEE - STAMM	0.00	0.00	1,700.49	0.00	0.00	0.00	
1,700.49	0.00							
001 9020	GENERAL FEE - STAMM	0.00	0.00	0.00	0.00	0.00	0.00	
0.00	0.00							
001 9050	ELEMENTARY MUSIC	10.00	0.00	722.51	690.51-	0.00	690.51-	
22.00	0.00							
001 9100	WORKBOOKS - ROSS	522.25	0.00	1,451.69	195.61	0.00	195.61	
1,125.05	52.50							

Date: 03/06/2014
 Time: 11:28 am

FREMONT CITY SCHOOL DISTRICT
 Financial Report by Fund/SCC

Fund #	Fund Description	FYTD Receipts	MTD Expenditures	FYTD Expenditures	Current Fund Balance	Current Encumbrances	Unencumbered Fund Balance	Bank Code
001 9101	ROSS ID TAGS 6,047.84	84.00	797.50	0.00	1,086.26	5,759.08	0.00	5,759.08
001 9102	SAFETY GLASSES - ROSS 203.55	15.00	15.00	0.00	0.00	218.55	192.00	26.55
001 9103	ART FUND - ROSS 4,779.93	614.00	4,604.07	0.00	11,753.86	2,369.86-	0.00	2,369.86-
001 9104	HOME ECONOMICS - ROSS 1,081.85	200.00	769.50	35.54	2,004.32	152.97-	295.68	448.65-
001 9105	WOODS - ROSS 2,302.11	145.00	1,520.89	0.00	1,729.96	2,093.04	793.46	1,299.58
001 9106	ENERGY & POWER - ROSS 2,691.66	0.00	60.00	0.00	0.00	2,751.66	202.82	2,548.84
001 9107	METALS - ROSS 1,123.74	0.00	0.00	0.00	0.00	1,123.74	0.00	1,123.74
001 9108	COMPUTER TECHNOLOGY - ROSS 8,020.05	85.25	800.00	0.00	0.00	8,820.05	0.00	8,820.05
001 9109	PHOTOGRAPHY - ROSS 741.67	340.00	1,725.50	49.48	2,077.17	390.00	0.00	390.00
001 9110	SCIENCE - ROSS 3,715.93	574.50	4,516.30	0.00	17,111.47	8,879.24-	1,138.52	10,017.76-
001 9111	BUSINESS - ROSS 2,650.85	61.00	894.25	0.00	759.94	2,785.16	0.00	2,785.16
001 9112	ENGINEERING DESIGN - ROSS 686.67	0.00	0.00	0.00	0.00	686.67	0.00	686.67
001 9113	MATH/ROSS 1,887.23	148.75	1,060.00	0.00	0.00	2,947.23	0.00	2,947.23
001 9114	APPLIED MANUFACTURING & TECHNOLOGY 1,428.72	0.00	0.00	0.00	0.00	1,428.72	0.00	1,428.72
001 9115	ROSS PARKING 2,129.21	20.00	3,940.00	1,375.00	1,595.00	4,474.21	0.00	4,474.21
001 9116	FIRST AID & SAFETY/ROSS 667.17	20.00	45.00	0.00	0.00	712.17	0.00	712.17

Date: 03/06/2014
 Time: 11:28 am

FREMONT CITY SCHOOL DISTRICT
 Financial Report by Fund/SCC

Fund #	Fund Description	FYTD Receipts	MTD Expenditures	FYTD Expenditures	Current Fund Balance	Current Encumbrances	Unencumbered Fund Balance	Bank Code
001 9117	BIOLOGY AP/ROSS 0.00 25.00	200.00	0.00	0.00	200.00	0.00	200.00	
001 9118	CHEMISTRY AP/ROSS 2,014.49 100.00	200.00	0.00	0.00	2,214.49	0.00	2,214.49	
001 9119	PHYSICS AP/ROSS 1,333.46 0.00	0.00	0.00	0.00	1,333.46	494.00	839.46	
001 9120	BAND - ROSS 1,794.27 293.50	2,007.75	705.37	3,548.17	253.85	775.00	521.15-	
001 9121	GOVERNMENT - ROSS 340.98 0.00	0.00	0.00	0.00	340.98	0.00	340.98	
001 9122	MUSIC DEPARTMENT CLEANING FEES 743.98 0.00	0.00	75.00	150.00	593.98	150.00	443.98	
001 9123	SCHOOL PLANNERS 1,595.04 169.50	1,489.50	0.00	4,236.00	1,151.46-	0.00	1,151.46-	
001 9125	FOREIGN LANGUAGES - ROSS 1,025.75 176.95	1,575.45	0.00	4,360.44	1,759.24-	0.00	1,759.24-	
001 9200	MIDDLE SCHOOL CALCULATORS 966.35 460.00	1,138.15	0.00	5,866.31	3,761.81-	0.00	3,761.81-	
001 9201	MIDDLE SCHOOL ID TAGS/PLANNERS 456.50 270.00	1,372.71	0.00	2,504.92	675.71-	0.00	675.71-	
001 9203	ART - MIDDLE SCHOOL 148.66 938.00	2,202.00	0.00	4,527.82	2,177.16-	0.00	2,177.16-	
001 9205	MATERIALS & PROCESSING - MIDDLE SCHOOL 629.50 370.00	925.50	0.00	3,196.15	1,641.15-	0.00	1,641.15-	
001 9206	FMS-CULTURAL CONNECTION-FOREIGN LANGUAGE 0.00 8.00	32.00	0.00	0.00	32.00	192.00	160.00-	
001 9210	SCIENCE - MIDDLE SCHOOL 918.79 521.50	1,333.50	0.00	6,071.90	3,819.61-	621.84	4,441.45-	
001 9211	CHOIR - MIDDLE SCHOOL 52.50 63.00	168.00	0.00	682.50	462.00-	0.00	462.00-	
001 9212	BAND - MIDDLE SCHOOL 730.42 146.75	682.75	5.35	4,368.20	2,955.03-	397.65	3,352.68-	

Date: 03/06/2014
 Time: 11:28 am

FREMONT CITY SCHOOL DISTRICT
 Financial Report by Fund/SCC

Fund #	Fund Description	FYTD Receipts	MTD Expenditures	FYTD Expenditures	Current Fund Balance	Current Encumbrances	Unencumbered Fund Balance	Bank Code
001 9213	INDUSTRIAL TECH - MIDDLE SCHOOL	378.43	300.14	3,161.65	2,045.22-	0.00	2,045.22-	
		358.00						
001 9214	COMPUTER & KEYBOARDING - MIDDLE SCHOOL	1,975.55	0.00	450.00	1,704.55	0.00	1,704.55	
		62.50						
001 9216	ORCHESTRA - MIDDLE SCHOOL	346.50	150.95	424.21	127.29	756.55	629.26-	
		26.00						
001 9300	BUS PURCHASES - STATE MONIES	0.00	0.00	0.00	0.00	0.00	0.00	
		0.00						
001 9301	HANDICAPPED BUS PURCHASES - STATE MONIES	0.00	0.00	0.00	0.00	0.00	0.00	
		0.00						
001 9302	BUS PURCHASES - LOCAL	4,050.00	0.00	0.00	4,050.00	0.00	4,050.00	
		0.00						
001 9303	MEDICAID SCHOOL PROGRAM	225,567.32	8,116.10	84,747.51	195,836.43	13,900.00	181,936.43	
		19,469.14						
001 9304	TAX ABATEMENT	4,955,335.89	8,216.78	358,679.13	4,613,577.12	4,696.39	4,608,880.73	
		0.00						
001 9305	AUCTION FUNDING	50,887.70	736.00	736.00	50,151.70	0.00	50,151.70	
		0.00						
001 9306	CASINO REVENUE	89,709.43	3,866.24	29,124.77	277,079.27	64,890.23	212,189.04	
		0.00						
001 9600	BAND - ROSS	2,496.69	161.20	8,978.51	3,818.57-	2,537.25	6,355.82-	
		70.50						
001 9601	ELEMENTARY BAND - DISTRICT WIDE	50.00	0.00	0.00	170.00	0.00	170.00	
		0.00						
001 9602	ELEMENTARY ORCHESTRA - DISTRICT WIDE	230.00	0.00	0.00	740.00	0.00	740.00	
		0.00						
001 9603	ORCHESTRA - ROSS	1,812.97	0.00	1,411.79	553.68	18.00	535.68	
		0.00						
001 9604	CHOIR - ROSS	205.74	0.00	668.68	314.08-	786.00	1,100.08-	
		6.50						
002 9004	NOTE - INCOME TAX	300.67	0.00	0.00	300.67	0.00	300.67	
		0.00						

Date: 03/06/2014
 Time: 11:28 am

FREMONT CITY SCHOOL DISTRICT
 Financial Report by Fund/SCC

Fund #	Fund Description	FYTD Receipts	MTD Expenditures	FYTD Expenditures	Current Fund Balance	Current Encumbrances	Unencumbered Fund Balance	Bank Code	
007 9000	A C NICHOLS CHARITABLE TRUST	6,884.38	384.00	1,152.00	0.00	0.00	8,036.38	0.00	8,036.38
007 9035	PEARL SETZLER TRUST FUND	95,840.56	105.31	561.84	0.00	0.00	96,402.40	0.00	96,402.40
007 9050	DORA O'FARRELL ART SCHOLARSHIP FUND	1,000.00	0.00	0.00	0.00	0.00	1,000.00	0.00	1,000.00
007 9103	SARA HORN MEMORIAL SCHOLARSHIP	17,041.10	0.00	245.00	0.00	0.00	17,286.10	0.00	17,286.10
007 9104	SARA HORN MEMORIAL SCHOLARSHIP INTEREST	12.60	0.00	26.78	0.00	0.00	39.38	0.00	39.38
007 9105	Fremont Federation of Women Scholarship	4,900.00	0.00	0.00	0.00	0.00	4,900.00	0.00	4,900.00
007 9150	DORA O'FARRELL ART SCHOLARSHIP INTEREST	953.45	3.83	7.60	0.00	0.00	961.05	0.00	961.05
007 9201	LAURA KRIDLER TRUST FUND	1,000.00	0.00	0.00	0.00	0.00	1,000.00	0.00	1,000.00
007 9202	MARGARET FOX TRUST FUND	1,000.00	0.00	0.00	0.00	0.00	1,000.00	0.00	1,000.00
007 9206	BERTHA YOUNGMAN TRUST FUND	1,000.00	0.00	0.00	0.00	0.00	1,000.00	0.00	1,000.00
007 9207	IMOGENE FORSYTH TRUST FUND	500.00	0.00	0.00	0.00	0.00	500.00	0.00	500.00
007 9601	LAURA KRIDLER TRUST INTEREST	33.66	0.00	5.28	0.00	0.00	38.94	0.00	38.94
007 9602	MARGARET FOX INTEREST	1,233.17	1.52	4.55	0.00	0.00	1,237.72	0.00	1,237.72
008 9100	ALBERT D. HETRICK SCHOLARSHIP FUND	0.00	0.00	0.00	0.00	0.00	0.00	0.00	0.00
008 9101	GENE H. PERRY SCHOLARSHIP	127,314.05	0.00	0.00	0.00	0.00	127,314.05	0.00	127,314.05
008 9102	GENE H. PERRY SCHOLARSHIP INTEREST	0.00	0.00	856.98	0.00	0.00	856.98	0.00	856.98

Date: 03/06/2014
 Time: 11:28 am

FREMONT CITY SCHOOL DISTRICT
 Financial Report by Fund/SCC

Fund #	Fund Description	FYTD Receipts	MTD Expenditures	FYTD Expenditures	Current Fund Balance	Current Encumbrances	Unencumbered Fund Balance	Bank Code
008 9203	MARY HEDRICK TRUST FUND 1,000.00 0.00	0.00	0.00	0.00	1,000.00	0.00	1,000.00	
008 9204	LINDA SCHWARTZ TRUST FUND 3,000.00 0.00	0.00	0.00	0.00	3,000.00	0.00	3,000.00	
008 9205	CHARLES FOX TRUST FUND 10,000.00 0.00	0.00	0.00	0.00	10,000.00	0.00	10,000.00	
008 9400	EDWARD L. FORGATSCH SCHOLARSHIP FUND 4,500.00 0.00	0.00	0.00	0.00	4,500.00	0.00	4,500.00	
008 9401	BETH ISRAEL CONGREGATION AWARD 4,500.00 0.00	0.00	0.00	0.00	4,500.00	0.00	4,500.00	
008 9407	G. ALEX CLARK SCHOLARSHIP 10,000.00 0.00	0.00	0.00	0.00	10,000.00	0.00	10,000.00	
008 9500	ALBERT D. HETRICK SCHOLARSHIP INTEREST 0.00 0.00	0.00	0.00	0.00	0.00	0.00	0.00	
008 9501	CLASS OF 1950 SCHOLARSHIP FUND 40,267.18 0.00	0.00	0.00	0.00	40,267.18	0.00	40,267.18	
008 9508	AMERICAN ASSOC OF UNIV WOMEN - PRINCIPAL 5,000.00 0.00	0.00	0.00	0.00	5,000.00	0.00	5,000.00	
008 9599	HOWARD W. NOWELS FOUNDATION 27,935.08 0.00	0.00	0.00	0.00	27,935.08	0.00	27,935.08	
008 9600	EDWARD FORGATSCH SCHOLARSHIP INTEREST 16.28 0.00	23.75	0.00	0.00	40.03	0.00	40.03	
008 9601	BETH ISRAEL CONGREGATION INTEREST 66.92 17.25	34.22	0.00	0.00	101.14	0.00	101.14	
008 9603	MARY HEDRICK INTEREST 682.37 0.00	4.28	0.00	0.00	686.65	0.00	686.65	
008 9604	LINDA SCHWARTZ SCHOLARSHIP INTEREST 82.42 11.50	22.82	0.00	0.00	105.24	0.00	105.24	
008 9605	CHARLES FOX SCHOLARSHIP INTEREST 5,406.67 4.67	36.92	0.00	0.00	5,443.59	0.00	5,443.59	
008 9607	G. ALEX CLARK SCHOLARSHIP INTEREST 37.93 15.14	45.41	0.00	0.00	83.34	0.00	83.34	

Date: 03/06/2014
 Time: 11:28 am

FREMONT CITY SCHOOL DISTRICT
 Financial Report by Fund/SCC

Fund #	Fund Description	FYTD Receipts	MTD Expenditures	FYTD Expenditures	Current Fund Balance	Current Encumbrances	Unencumbered Fund Balance	Bank Code
008 9608	AMERICAN ASSOC OF UNIV WOMEN - INTEREST	123.32	0.00	26.39	0.00	0.00	149.71	149.71
008 9699	HOWARD NOWELS FOUNDATION INTEREST	41.30	0.00	82.15	0.00	0.00	123.45	123.45
008 9701	CLASS OF 1950 SCHOLARSHIP INTEREST	162.40	60.48	181.46	0.00	0.00	343.86	343.86
008 9801	CAROLYN RHODES SCHOLARSHIP FUND	63,991.28	0.00	6,567.00	0.00	0.00	70,558.28	70,558.28
008 9901	CAROLYN RHODES - INTEREST	624.82	0.00	282.10	0.00	0.00	906.92	906.92
010 9800	2008 ENP CLASSROOM FAC.- STATE	702,424.64	0.00	9,303.46	0.00	14,290.83	697,437.27	20,666.59
010 9801	2008 CLASSROOM FAC. INTEREST - STATE	4,683.02	11.01	102.25	0.00	0.00	4,785.27	0.00
010 9802	2008 ENP CLASSROOM FAC. - LOCAL	2,593,012.98	0.00	0.00	56.85	705,686.66	1,887,326.32	15,832.09
010 9803	2008 CLASSROOM FAC. INTEREST - LOCAL	387,374.21	39.05	369.62	0.00	0.00	387,743.83	0.00
010 9804	RETAINED EARNINGS	384.63	0.00	54.66	56.85	438.06	1.23	0.00
014 0000	INTERNAL SERVICE ROTARY FUND	147.39	200.00	1,200.00	0.00	0.00	1,347.39	0.00
014 9003	AMERICAN HISTORY GRANT	0.00	0.00	0.00	0.00	0.00	0.00	0.00
018 9000	LEARNING RESOURCE CENTER	29.77	0.00	0.00	0.00	0.00	29.77	0.00
018 9001	ELEMENTARY CURRICULUM	3,326.44	0.00	0.00	0.00	0.00	3,326.44	0.00
018 9003	SUPERINTENDENT - CAMPUS WEAR	2,322.95	0.00	513.00	520.00	2,020.00	815.95	0.00
018 9004	FMS PAVER PROJECT	1,225.00	0.00	0.00	0.00	110.00	1,115.00	0.00

Date: 03/06/2014
 Time: 11:28 am

FREMONT CITY SCHOOL DISTRICT
 Financial Report by Fund/SCC

Fund #	Fund Description	FYTD Receipts	MTD Expenditures	FYTD Expenditures	Current Fund Balance	Current Encumbrances	Unencumbered Fund Balance	Bank Code
018 9005	CAMPUS WEAR-STUDENT SERVICES	0.00	0.00	0.00	0.00	0.00	0.00	
018 9013	ESL PROGRAM-DONATION-VOCES UNIDAS	1,000.00	0.00	500.00	500.00	0.00	500.00	
018 9100	ROSS HIGH LIBRARY	843.30	1,060.13	497.89	1,458.10	0.00	1,458.10	
018 9101	EXCELLENCE REWARD PROGRAM - ROSS HIGH	1,632.45	0.00	2,024.57	1,507.88	135.00	1,372.88	
018 9102	COMMUNITY DONATIONS - ROSS	4,085.00	90.50	1,906.44	3,128.39	714.72	2,413.67	
018 9103	COLLEGE TESTING - ROSS	1,390.24	89.00	6,989.65	4,752.41-	0.00	4,752.41-	
018 9104	MAKE A DIFFERENCE CLUB - ROSS	277.33	0.00	222.85	54.48	52.15	2.33	
018 9199	E-RATE GRANT FUND	131,018.65	851.00	79,259.34	146,687.65	35,015.10	111,672.55	
018 9200	MS LIBRARY	1,642.96	4.50	538.78	1,140.68	0.00	1,140.68	
018 9201	YOUTH ASSET TEAM - MIDDLE SCHOOL	150.22	0.00	0.00	150.22	0.00	150.22	
018 9203	FMS DONATION FUND	265.00	0.00	0.00	265.00	0.00	265.00	
018 9300	ATKINSON LIBRARY	5,316.42	0.00	7,118.50	1,556.42	779.22	777.20	
018 9303	PRINCIPAL'S ACCOUNT/ATKINSON	5,781.91	0.00	1,772.61	5,351.60	0.00	5,351.60	
018 9304	MAKE A DIFFERENCE-ATKINSON	485.66	213.70	340.00	359.36	0.00	359.36	
018 9400	CROGHAN LIBRARY	1,221.56	0.00	760.08	482.46	0.00	482.46	
018 9404	PRINCIPAL'S ACCOUNT/CROGHAN	4,620.87	0.00	1,349.97	4,019.34	0.00	4,019.34	

Date: 03/06/2014
 Time: 11:28 am

FREMONT CITY SCHOOL DISTRICT
 Financial Report by Fund/SCC

Page: 10
 (FINSUM)

Fund #	Fund Description	FYTD Receipts	MTD Expenditures	FYTD Expenditures	Current Fund Balance	Current Encumbrances	Unencumbered Fund Balance	Bank Code	
018 9500	HAYES LIBRARY	1,771.78	0.00	2,855.57	0.00	3,623.09	1,004.26	30.12	974.14
018 9505	PRINCIPAL'S ACCOUNT/HAYES	4,847.53	0.00	3,244.93	0.00	426.70	1,175.90	150.00	1,025.90
018 9506	HAYES - MAKE A DIFFERENCE CLUB	476.83	759.80	4,466.30	0.00	753.75	4,189.38	300.00	3,889.38
018 9600	LUTZ LIBRARY	1,269.16	27.41	4,887.80	0.00	3,929.83	2,227.13	0.00	2,227.13
018 9606	PRINCIPAL'S ACCOUNT/LUTZ	8,086.84	0.00	1,074.66	0.00	1,091.92	8,069.58	51.74	8,017.84
018 9700	OTIS LIBRARY	1,824.79	0.00	3,920.34	0.00	3,120.78	2,624.35	0.00	2,624.35
018 9707	PRINCIPAL'S ACCOUNT/OTIS	761.54	0.00	677.84	0.00	161.85	1,277.53	268.00	1,009.53
018 9800	STAMM LIBRARY	1,064.00	0.00	3,911.46	0.00	3,343.52	1,631.94	0.00	1,631.94
018 9808	PRINCIPAL'S ACCOUNT/STAMM	4,916.22	1,879.64	1,879.64	0.00	0.00	6,795.86	0.00	6,795.86
018 9900	WASHINGTON LIBRARY	1,282.79	18.99	3,060.89	0.00	2,529.38	1,814.30	0.00	1,814.30
018 9904	WASHINGTON - MAKE A DIFFERENCE	277.48	309.00	309.00	0.00	68.06	518.42	81.94	436.48
018 9905	MAKE A DIFFERENCE - FREMONT MIDDLE SCHOOL	53.54	0.00	20.00	0.00	0.00	73.54	0.00	73.54
018 9909	PRINCIPAL'S ACCOUNT/WASHINGTON	2,946.27	0.00	449.36	309.00	359.76	3,035.87	0.00	3,035.87
018 9999	TECHNOLOGY	249.92	0.00	0.00	0.00	0.00	249.92	0.00	249.92
019 9000	TAX ABATEMENT	0.00	0.00	0.00	0.00	0.00	0.00	0.00	0.00
019 9001	HEINZ MENTORING GRANT	1,364.00	0.00	0.00	25.00	25.00	1,339.00	151.95	1,187.05

Date: 03/06/2014
 Time: 11:28 am

FREMONT CITY SCHOOL DISTRICT
 Financial Report by Fund/SCC

Page: 11
 (FINSUM)

Fund #	Fund Description	FYTD Receipts	MTD Expenditures	FYTD Expenditures	Current Fund Balance	Current Encumbrances	Unencumbered Fund Balance	Bank Code
019 9002	BUCKEYE HEALTHY SCHOOL ALLIANCE GRANT	0.00	0.00	0.00	0.00	0.00	0.00	
019 9003	SCHOOL GRANTS FOR HEALTHY KIDS	1,444.42	0.00	0.00	1,444.42	1,444.42	0.00	
019 9007	EDUCATION TO REDUCE RISKY BEHAVIORS IN YOUTH	158.50	0.00	158.50	0.00	0.00	0.00	
019 9103	GOOD BEGINNINGS 2002-03	0.00	0.00	0.00	0.00	0.00	0.00	
019 9114	KINDER ACADEMY - UNITED WAY	1,132.80	0.00	0.00	1,132.80	57.02	1,075.78	
019 9115	PROJECT ATTEND - UNITED WAY	4,164.41	338.80	2,710.40	398.32	3,361.64	3,513.17	1,024.73
019 9116	ACE MENTORING - UNITED WAY	1,499.18	349.18	2,793.44	185.13	3,269.33	1,023.29	1,712.57
019 9201	FUEL UP TO PLAY 60 - ROSS	224.31	0.00	0.00	0.00	0.00	224.31	0.00
019 9202	FUEL UP TO PLAY 60 - STAMM	962.36	0.00	0.00	0.00	0.00	962.36	0.00
019 9203	FUEL UP TO PLAY 60 - WASHINGTON	691.06	0.00	0.00	0.00	0.00	691.06	0.00
019 9301	FMS YOUTH ASSET TEAM 1	0.74	0.00	350.00	0.00	0.00	350.74	0.00
019 9302	FMS YOUTH ASSET TEAM 2	350.00	0.00	350.00	0.00	0.00	700.00	0.00
019 9800	HIGH SCHOOLS THAT WORK	2,959.60	0.00	0.00	0.00	0.00	2,959.60	0.00
022 9300	ATHLETIC TOURNAMENT ACCOUNT	0.00	8,488.00	27,449.37	6,528.00	22,565.41	4,883.96	0.00
022 9320	MIDDLE SCHOOL STAFF FUND	68.25	0.00	0.00	0.00	0.00	68.25	0.00
022 9321	"DENIM DROP"/MIDDLE SCHOOL STAFF	225.62	0.00	0.00	0.00	0.00	225.62	0.00

Date: 03/06/2014
 Time: 11:28 am

FREMONT CITY SCHOOL DISTRICT
 Financial Report by Fund/SCC

Fund #	Fund Description	FYTD Receipts	MTD Expenditures	FYTD Expenditures	Current Fund Balance	Current Encumbrances	Unencumbered Fund Balance	Bank Code
022 9360	ROSS HIGH FACULTY FUND 636.53	194.30	358.55	115.78	412.47	582.61	172.53	410.08
022 9930	EDUCATIONAL INNOVATIVE GRANT 0.00	0.00	0.00	0.00	0.00	0.00	0.00	0.00
022 9999	UNCLAIMED MONIES 241.09	0.00	3,312.82	0.00	2,917.00	636.91	0.00	636.91
024 0000	SELF-INSURANCE PROGRAM 643,329.40	375,511.13	2,806,778.35	432,099.43	3,210,046.55	240,061.20	11,664.00	228,397.20
024 9000	FLEX BENEFITS 9,585.91	15,850.76	68,345.52	17,143.29	66,596.71	11,334.72	13,817.65	2,482.93-
027 0000	WORKMANS COMP.-SELF INS 416,092.38	1,719.40-	200,176.97	1,710.00	8,057.13	608,212.22	4,250.00	603,962.22
031 0000	UNDERGROUND STORAGE TANKS 11,000.00	0.00	0.00	0.00	0.00	11,000.00	0.00	11,000.00
034 0000	CLASSROOM FAC. MAINT. 1,247,807.19	0.00	0.00	0.00	45,332.53	1,202,474.66	5,150.00	1,197,324.66
200 9100	A CAPPELLA CHOIR 4,121.39	0.00	2,023.00	192.00	1,916.00	4,228.39	0.00	4,228.39
200 9101	AMERICAN FIELD SERVICE 420.78	0.00	0.00	0.00	140.80	279.98	0.00	279.98
200 9102	YEARBOOK - ROSS ANNUAL 5,094.22	747.50	11,824.00	0.00	9,139.38	7,778.84	6,200.00	1,578.84
200 9103	ART CLUB 5,350.29	0.00	0.00	0.00	1,687.86	3,662.43	103.00	3,559.43
200 9104	FREMONT ROSS BAND 7,098.00	1,704.50	1,954.50	920.00	7,692.80	1,359.70	580.00	779.70
200 9105	INTERNATIONAL RELATIONS CLUB-ROSS 2,190.44	0.00	0.00	144.00	144.00	2,046.44	0.00	2,046.44
200 9106	FUTURE TEACHERS OF AMERICA-ROSS 284.92	0.00	0.00	0.00	0.00	284.92	0.00	284.92
200 9107	CHATTER 1.42	0.00	850.00	133.26	689.68	161.74	136.74	25.00

Date: 03/06/2014
 Time: 11:28 am

FREMONT CITY SCHOOL DISTRICT
 Financial Report by Fund/SCC

Page: 13
 (FINSUM)

Fund #	Fund Description	FYTD Receipts	MTD Expenditures	FYTD Expenditures	Current Fund Balance	Current Encumbrances	Unencumbered Fund Balance	Bank Code
200 9108	MULTI-MEDIA CLUB - ROSS 65.48	0.00	0.00	44.96	20.52	0.00	20.52	
200 9109	DRAMA CLUB 2,236.70	25.00	7,922.61	0.00	7,705.14	2,454.17	1,600.00	854.17
200 9110	FRENCH CLUB/ROSS 3,208.66	0.00	164.00	0.00	267.03	3,105.63	2,500.00	605.63
200 9111	FUTURE FARMERS OF AMERICA 3,309.38	355.00	9,791.15	75.00	8,628.46	4,472.07	0.00	4,472.07
200 9112	ROSS PEP CLUB 0.00	0.00	0.00	0.00	0.00	0.00	0.00	0.00
200 9113	FUTURE HOMEMAKERS OF TOMORROW-ROSS 307.88	0.00	0.00	0.00	0.00	307.88	0.00	307.88
200 9114	SPANISH CLUB - ROSS 1,828.29	0.00	0.00	0.00	123.20	1,705.09	0.00	1,705.09
200 9115	KEY CLUB 741.73	0.00	830.40	0.00	301.72	1,270.41	0.00	1,270.41
200 9116	NATIONAL HONOR SOCIETY 3,022.83	0.00	524.83	268.77	268.77	3,278.89	0.00	3,278.89
200 9117	ORCHESTRA 387.13	0.00	405.00	0.00	282.00	510.13	0.00	510.13
200 9118	SADD CLUB 723.62	0.00	0.00	0.00	186.14	537.48	0.00	537.48
200 9119	QUIZ BOWL 124.69	0.00	0.00	0.00	125.16	0.47-	0.00	0.47-
200 9120	SCIENCE CLUB-ROSS 1,275.33	0.00	543.00	0.00	415.55	1,402.78	35.06	1,367.72
200 9121	STUDENT COUNCIL-ROSS 934.47	51.10	1,724.10	0.00	1,827.98	830.59	45.00	785.59
200 9122	COMMUNITY DONATIONS 607.17	0.00	0.00	0.00	0.00	607.17	0.00	607.17
200 9123	MEXICO TRIP - ROSS 1,000.03	0.00	0.00	0.00	0.00	1,000.03	0.00	1,000.03

Date: 03/06/2014
 Time: 11:28 am

FREMONT CITY SCHOOL DISTRICT
 Financial Report by Fund/SCC

Page: 14
 (FINSUM)

Fund #	Fund Description	FYTD Receipts	MTD Expenditures	FYTD Expenditures	Current Fund Balance	Current Encumbrances	Unencumbered Fund Balance	Bank Code
Begin	Balance	MTD Receipts						
200 9126	BOWLING CLUB - ROSS							
	1,002.34	250.00	2,840.00	65.00	3,041.00	801.34	385.00	416.34
200 9127	CLUB HOCKEY - ROSS HIGH							
	431.06	615.00	6,370.00	1,197.00	6,065.12	735.94	537.00	198.94
200 9128	HISPANIC COMMITTEE - ROSS							
	1,296.73	0.00	535.00	0.00	490.40	1,341.33	0.00	1,341.33
200 9129	ROSS SPRING MUSICAL							
	1,767.55	0.00	417.50	300.00	341.67	1,843.38	6,858.33	5,014.95-
200 9130	Ross Leadership Club							
	6,234.81	50.00	2,286.07	34.89	5,795.85	2,725.03	1,148.11	1,576.92
200 9131	Photography Club Ross							
	0.00	0.00	31.00	0.00	0.00	31.00	0.00	31.00
200 9132	FREMONT ROSS DANCE TEAM							
	0.00	0.00	3,512.00	0.00	3,151.30	360.70	0.00	360.70
200 9140	ROSS CLASS OF 2008							
	220.92	0.00	0.00	0.00	0.00	220.92	0.00	220.92
200 9141	ROSS CLASS OF 2009							
	155.38	0.00	0.00	0.00	0.00	155.38	0.00	155.38
200 9142	ROSS CLASS OF 2010							
	1,269.32	0.00	0.00	0.00	0.00	1,269.32	0.00	1,269.32
200 9143	ROSS CLASS OF 2011							
	1,249.69	0.00	0.00	0.00	0.00	1,249.69	0.00	1,249.69
200 9144	CLASS OF 2012							
	2,233.41	0.00	0.00	0.00	0.00	2,233.41	0.00	2,233.41
200 9145	CLASS OF 2013							
	717.54	0.00	0.00	0.00	585.00	132.54	0.00	132.54
200 9146	CLASS OF 2014							
	1,652.45	150.00	6,074.00	40.00	1,005.16	6,721.29	500.00	6,221.29
200 9147	Class of 2015							
	653.76	0.00	0.00	0.00	0.00	653.76	0.00	653.76
200 9148	CLASS OF 2016							
	144.00	0.00	0.00	0.00	0.00	144.00	800.00	656.00-

Date: 03/06/2014
 Time: 11:28 am

FREMONT CITY SCHOOL DISTRICT
 Financial Report by Fund/SCC

Page: 15
 (FINSUM)

Fund #	Fund Description	FYTD Receipts	MTD Expenditures	FYTD Expenditures	Current Fund Balance	Current Encumbrances	Unencumbered Fund Balance	Bank Code
200 9149	CLASS OF 2017 0.00	0.00	1,402.00	1,020.00	1,020.00	382.00	0.00	382.00
200 9200	JR. HIGH CHESS CLUB 121.31	0.00	0.00	0.00	0.00	121.31	0.00	121.31
200 9201	BUILDER'S CLUB/JR HIGH 313.27	0.00	0.00	0.00	0.00	313.27	0.00	313.27
200 9202	MS MAGAZINE FUND 13,653.83	135.00	16,719.31	111.25	13,902.48	16,470.66	5,892.61	10,578.05
200 9203	MS BAND 220.59	0.00	0.00	0.00	128.00	92.59	75.00	17.59
200 9204	MS CHOIR 785.10	0.00	0.00	0.00	0.00	785.10	78.73	706.37
200 9205	OUTDOOR ADVENTURE CLUB/FMS 165.52	702.00	731.00	472.00	522.00	374.52	176.00	198.52
200 9206	MS ORCHESTRA 5.59	0.00	0.00	0.00	0.00	5.59	0.00	5.59
200 9207	ART CLUB/MIDDLE SCHOOL 720.77	0.00	0.00	0.00	308.00	412.77	0.00	412.77
200 9208	MS NEWSPAPER 388.86	0.00	0.00	0.00	0.00	388.86	0.00	388.86
200 9209	MS STUDENT COUNCIL 4,583.12	882.00	4,809.60	83.91	3,626.17	5,766.55	1,320.76	4,445.79
200 9210	HISTORY CLUB - MIDDLE SCHOOL 9,846.47	164.00	8,912.15	0.00	3,968.89	14,789.73	1,182.16	13,607.57
200 9211	MS YEARBOOK 4,947.80	2,440.00	5,438.00	0.00	6,278.00	4,107.80	0.00	4,107.80
200 9212	TEEN CONNECTIONS - MIDDLE SCHOOL 218.62	0.00	0.00	0.00	0.00	218.62	0.00	218.62
200 9214	SPIRIT CLUB - MIDDLE SCHOOL 2,060.04	0.00	6,445.00	0.00	4,340.58	4,164.46	111.10	4,053.36
200 9216	FMS QUIZ BOWL TEAM 7.56	0.00	0.00	0.00	0.00	7.56	0.00	7.56

Date: 03/06/2014
 Time: 11:28 am

FREMONT CITY SCHOOL DISTRICT
 Financial Report by Fund/SCC

Fund #	Fund Description	FYTD Receipts	MTD Expenditures	FYTD Expenditures	Current Fund Balance	Current Encumbrances	Unencumbered Fund Balance	Bank Code	
200 9222	FUTURE EDUCATORS/MIDDLE SCHOOL	126.46	0.00	0.00	126.46	0.00	126.46		
200 9286	DRAMA CLUB/MS	51.67	0.00	0.00	51.67	0.00	51.67		
300 0000	ATHLETICS	50,669.71	14,265.18	161,490.51	7,121.20	143,667.37	68,492.85	18,360.07	50,132.78
300 9100	PRE-SEASON SALES AND PRE-SALE	12,623.00	0.00	13,401.00	0.00	25,237.00	787.00	0.00	787.00
300 9101	ROSS GIRLS BASKETBALL	3,237.67	0.00	6,573.00	884.00	5,042.00	4,768.67	2,012.00	2,756.67
300 9102	ROSS BOYS BASKETBALL	6,160.64	0.00	2,326.50	0.00	1,256.50	7,230.64	36.00	7,194.64
300 9103	ROSS WRESTLING	1,024.50	1,250.00	4,157.00	1,715.00	3,800.00	1,381.50	800.00	581.50
300 9104	ROSS FOOTBALL	1,961.34	0.00	3,248.00	0.00	2,897.58	2,311.76	100.00	2,211.76
300 9105	ROSS TRACK	7,393.75	0.00	0.00	0.00	705.00	6,688.75	0.00	6,688.75
300 9106	ROSS HIGH - BOYS TENNIS - OTHER INCOME	0.00	0.00	0.00	0.00	0.00	0.00	0.00	0.00
300 9107	ROSS HIGH - GOLF	2,253.20	0.00	1,084.00	0.00	2,273.66	1,063.54	0.00	1,063.54
300 9108	ROSS HIGH - CROSS COUNTRY	819.75	0.00	5,588.80	0.00	2,981.50	3,427.05	0.00	3,427.05
300 9109	ROSS HIGH - BOYS SOCCER	0.00	0.00	789.00	0.00	472.50	316.50	38.50	278.00
300 9110	ROSS HIGH BASEBALL	0.00	0.00	0.00	0.00	0.00	0.00	0.00	0.00
300 9111	ROSS HIGH - SWIMMING	3,570.00	3,365.00	3,365.00	0.00	0.00	6,935.00	0.00	6,935.00
300 9112	ROSS HIGH - SOFTBALL	2,646.35	0.00	2,269.00	0.00	1,920.00	2,995.35	0.00	2,995.35

Date: 03/06/2014
 Time: 11:28 am

FREMONT CITY SCHOOL DISTRICT
 Financial Report by Fund/SCC

Page: 17
 (FINSUM)

Fund #	Fund Description	FYTD Receipts	MTD Expenditures	FYTD Expenditures	Current Fund Balance	Current Encumbrances	Unencumbered Fund Balance	Bank Code
300 9113	ROSS HIGH - GIRLS SOCCER	178.00	0.00	84.00	254.80	0.00	254.80	
	160.80 0.00							
300 9114	ROSS HIGH - GIRLS TENNIS - OTHER INCOM	0.00	0.00	0.00	0.00	0.00	0.00	
300 9115	ROSS HIGH - VOLLEYBALL	6,506.00	0.00	5,755.20	750.80	0.00	750.80	
	0.00 0.00							
300 9124	ROSS HIGH CHEERLEADING	4,159.60	150.00	10,408.54	2,158.60	300.00	1,858.60	
	8,407.54 0.00							
300 9200	MIDDLE SCHOOL ATHLETICS	0.00	0.00	0.00	496.17	0.00	496.17	
	496.17 0.00							
300 9213	MIDDLE SCHOOL CHEERLEADING	861.00	190.40	4,501.83	862.40	250.00	612.40	
	4,503.23 0.00							
401 9323	BISHOP HOFFMAN CATHOLIC SCHOOLS 12-13	0.00	0.00	145,400.78	0.00	0.00	0.00	
	145,400.78 0.00							
401 9423	BISHOP HOFFMAN CATHOLIC SCHOOLS 13-14	333,521.01	12,673.66	83,869.92	249,651.09	1,025.85	248,625.24	
	0.00 165,301.90							
439 9013	EARLY CHILDHOOD EDUCATION 12-13	0.00	0.00	0.00	0.00	0.00	0.00	
	0.00 0.00							
439 9014	EARLY CHILDHOOD EDUCATION 13-14	54,334.00	4,710.00	54,334.00	0.00	0.00	0.00	
	0.00 4,710.00							
451 9012	OHIO K-12 NETWORK	0.00	0.00	0.00	0.00	0.00	0.00	
	0.00 0.00							
451 9013	OHIO K-12 NETWORK	0.00	0.00	0.00	0.00	0.00	0.00	
	0.00 0.00							
451 9014	OHIO K-12 NETWORK	8,100.00	0.00	0.00	8,100.00	16,200.00	8,100.00-	
	0.00 0.00							
499 9010	ODNR CAPITAL IMPROVEMENT GRANT	0.00	0.00	0.00	637.25	0.00	637.25	
	637.25 0.00							
499 9114	UNITED WAY PROJECT PASS	0.00	0.00	0.00	741.81	0.00	741.81	
	741.81 0.00							
499 9115	UNITED WAY - PROJECT ATTEND	0.00	0.00	0.00	0.00	0.00	0.00	
	0.00 0.00							

Date: 03/06/2014
 Time: 11:28 am

FREMONT CITY SCHOOL DISTRICT
 Financial Report by Fund/SCC

Page: 19
 (FINSUM)

Fund #	Fund Description	FYTD Receipts	MTD Expenditures	FYTD Expenditures	Current Fund Balance	Current Encumbrances	Unencumbered Fund Balance	Bank Code
551 9013	TITLE II - LEP FY 13 2,390.24	0.00	2,929.68	0.00	5,319.92	0.00	0.00	0.00
551 9014	TITLE II - LEP FY 14 0.00	2,250.11	19,649.72	2,308.97	18,472.64	1,177.08	413.31	763.77
572 9013	TITLE I - FY 13 40,029.16	0.00	135,966.59	0.00	175,995.75	0.00	0.00	0.00
572 9014	TITLE I - FY 14 0.00	83,088.97	572,747.40	87,974.07	572,978.65	231.25-	21,206.48	21,437.73-
572 9313	TITLE I-D - DELINQUENT FY 13 1,281.58	0.00	4,058.50	0.00	5,340.08	0.00	0.00	0.00
572 9314	TITLE I-D - DELINQUENT FY 14 0.00	4,986.83	31,813.50	4,907.14	31,512.24	301.26	49.10	252.16
590 9013	TITLE II-A TEACHER QUALITY FY 13 0.00	0.00	59,402.30	0.00	59,402.30	0.00	0.00	0.00
590 9014	TITLE II-A TEACHER QUALITY FY 14 0.00	22,458.81	128,713.27	18,352.98	127,349.07	1,364.20	1,429.32	65.12-
590 9113	REGIONAL PROFESSIONAL DEVELOPMENT COMMITTEE 1,605.11	0.00	0.00	0.00	1,605.11	0.00	0.00	0.00
599 9000	FARM TO SCHOOL - ATKINSON 100.00	0.00	0.00	0.00	0.00	100.00	0.00	100.00
599 9001	FARM TO SCHOOL - HAYES 100.00	0.00	0.00	0.00	0.00	100.00	0.00	100.00
599 9002	FARM TO SCHOOL - OTIS 100.00	0.00	0.00	0.00	0.00	100.00	0.00	100.00
599 9012	TEAM NUTRITION 2010 GRANT 0.00	0.00	0.00	0.00	0.00	0.00	0.00	0.00
599 9013	TEAM NUTRITION 2010 - 2ND GRANT 0.00	0.00	0.00	0.00	0.00	0.00	0.00	0.00
599 9014	NAT'L SCHOOL LUNCH BREAKFAST EXPANSION 0.00	0.00	0.00	0.00	0.00	0.00	0.00	0.00
599 9020	U S DEPT OF AGR - RECIPE TESTING 972.14	0.00	0.00	0.00	972.14	0.00	0.00	0.00

Date: 03/06/2014
 Time: 11:28 am

FREMONT CITY SCHOOL DISTRICT
 Financial Report by Fund/SCC

Page: 20
 (FINSUM)

Fund #	Fund Description	FYTD	MTD	FYTD	Current	Current	Unencumbered	Bank	
Begin	MTD	Receipts	Expenditures	Expenditures	Fund	Encumbrances	Fund	Balance	
Balance	Receipts				Balance		Balance	Code	
599 9022	HEALTHY SCHOOL LEADERSHIP INSTITUTE	0.00	0.00	0.00	0.00	0.00	0.00		
599 9111	21st CENTURY-INNOVATION	6,843.23	14,498.71	110,392.63	14,934.75	115,454.35	1,781.51	0.00	
599 9113	21ST CENTURY-LEARNING FOR A LIFETIME YR1	8,414.33	14,126.71	175,347.39	15,218.95	183,057.94	703.78	0.00	
599 9414	LOW INCOME POVERTY GRANT	0.00	1,000.00	16,828.84	3,849.85	16,264.77	564.07	13,585.34	
GRAND TOTALS:		21,963,222.79	2,437,522.52	32,305,165.20	3,799,855.61	34,812,155.66	19,456,232.33	1,007,856.17	18,448,376.16

Check#	Check Date	Org Sta	Vendor Paid	Check Amount	Status Date
000022	02/28/2014	M/M	P & A GROUP	16,168.99	
005197	02/06/2014	W/R	KEN GIPE	140.00	02/06/2014
005198	02/06/2014	W/R	CRAIG JOHNSON	110.00	02/06/2014
005199	02/06/2014	W/R	ART BUCCI	110.00	02/06/2014
005200	02/06/2014	W/W	GARY CEBULL	110.00	
005201	02/06/2014	W/R	KEVIN CARMONY	110.00	02/06/2014
005202	02/07/2014	W/R	FREMONT CITY BD. OF EDUC	2,828.64	02/07/2014
005204	02/08/2014	W/R	KEN GIPE	65.00	02/07/2014
005205	02/08/2014	W/R	CRAIG JOHNSON	70.00	02/08/2014
005206	02/08/2014	W/W	GARY CEBULL	55.00	
005208	02/08/2014	W/R	HAL HAWK	55.00	02/08/2014
005209	02/08/2014	W/W	ERIC HOHMAN	55.00	
005210	02/08/2014	W/R	THOMAS THOMSON	55.00	02/08/2014
005212	02/10/2014	W/R	KEN GIPE	140.00	02/08/2014
005213	02/10/2014	W/R	CRAIG JOHNSON	110.00	02/10/2014
005214	02/10/2014	W/R	KEVIN CARMONY	110.00	02/10/2014
005215	02/11/2014	W/R	MARK HULL	174.00	02/11/2014
005216	02/11/2014	W/R	BRUCE TREADWAY	160.00	02/11/2014
005217	02/11/2014	W/R	BRIAN KATZ	218.00	02/11/2014
005218	02/11/2014	W/R	TOM FATTLOR	156.00	02/11/2014
005219	02/08/2014	W/R	KEN GIPE	65.00	02/11/2014
005220	02/08/2014	W/R	CRAIG JOHNSON	70.00	02/11/2014
005221	02/08/2014	W/W	GARY CEBULL	55.00	
005222	02/08/2014	W/R	HAL HAWK	55.00	02/08/2014
005223	02/08/2014	W/W	ERIC HOHMAN	55.00	
005224	02/08/2014	W/R	THOMAS THOMSON	55.00	02/08/2014
005226	02/20/2014	W/R	TEAM IP	4,170.00	02/20/2014
065118	02/06/2014	W/R	A T & T	3,115.00	02/10/2014
065119	02/06/2014	W/R	REPUBLIC SERVICES	1,941.53	02/10/2014
065120	02/06/2014	W/R	CARRIER GREAT LAKES	1,018.53	02/10/2014
065121	02/06/2014	W/R	CINTAS CORP.#306	544.92	02/10/2014
065122	02/06/2014	W/R	BLUE HEN INC.	10,300.00	02/10/2014
065123	02/06/2014	W/R	OASBO	375.00	02/10/2014
065124	02/06/2014	W/R	AT & T LONG DISTANCE	138.85	02/10/2014
065125	02/06/2014	W/R	STAPLES ADVANTAGE	78.04	02/10/2014
065126	02/06/2014	W/R	ULINE	94.64	02/10/2014
065127	02/06/2014	W/R	GORDON FOOD SERVICE	21,803.37	02/06/2014
065128	02/06/2014	W/R	PLAZA LANES	97.50	02/10/2014
065129	02/06/2014	W/R	KENILEE LANES & PRO SHOP	97.50	02/11/2014
065130	02/07/2014	W/R	WAL-MART STORES INC.	366.29	02/14/2014
065131	02/07/2014	W/R	WAL-MART STORES INC.	75.84	02/14/2014
065132	02/10/2014	W/R	BONNIE WEAVER	43.78	02/14/2014
065133	02/10/2014	W/R	KELLI CLEVELAND	23.52	02/11/2014
065134	02/10/2014	W/W	THOMAS ZIEBOLD	65.37	
065135	02/10/2014	W/R	AC SUPPLY CO	300.14	02/20/2014
065136	02/10/2014	W/W	KAREN SWARTZ	45.15	
065137	02/10/2014	W/R	ALL-PRO ELEVATOR	605.00	02/18/2014
065138	02/10/2014	W/R	BAKER'S DIVERSIFIED VEHICLE	256.54	02/13/2014
065139	02/10/2014	W/R	BELLA COSA	260.00	02/18/2014
065140	02/10/2014	W/R	BENCHMARK PRINTS	1,643.77	02/13/2014
065141	02/10/2014	W/W	BERNARD FOOD INDUSTRIES, INC.	1,053.92	
065142	02/10/2014	W/R	LINDSEY WATER & SEWER DEPT.	143.00	02/14/2014

Check#	Check Date	Org Sta	Vendor Paid	Check Amount	Status Date
065143	02/10/2014	W/R	BOWLING GREEN STATE UNIVERSITY	200.00	02/25/2014
065144	02/10/2014	W/R	BROWN SUPPLY CO	573.19	02/13/2014
065145	02/10/2014	W/R	BRICKER & ECKLER LLP	3,067.22	02/13/2014
065146	02/10/2014	W/R	CANON SOLUTIONS AMERICA	2,645.00	02/19/2014
065147	02/10/2014	W/R	CHARIOTT FOODS	7,813.90	02/13/2014
065148	02/10/2014	W/R	CHUD'S, INC	30.00	02/11/2014
065149	02/10/2014	W/R	CITY OF FREMONT	3,866.24	02/13/2014
065150	02/10/2014	W/R	DEEMER SHEET METAL	152.52	02/14/2014
065151	02/10/2014	W/R	CMRS-POC	2,000.00	02/14/2014
065152	02/10/2014	W/R	COLUMBIA GAS OF OHIO	1,528.84	02/18/2014
065153	02/10/2014	W/R	DAMSCHRODER CONSTRUCTION	1,292.85	02/20/2014
065154	02/10/2014	W/W	DISTRICT 4 TREASURER	75.00	
065155	02/10/2014	W/R	DOLLAR TREE	25.00	02/13/2014
065156	02/10/2014	W/R	DAVID M CHAMBERS	104.86	02/14/2014
065157	02/10/2014	W/R	DEFENSE FINANCE & ACCOUNTING	112.32	02/14/2014
065158	02/10/2014	W/R	DIRECT TECHNOLOGY GROUP	4,338.00	02/19/2014
065159	02/10/2014	W/R	ECONOMY PLUMBERS	119.39	02/19/2014
065160	02/10/2014	W/R	FAMOUS SUPPLY CO.	1,200.79	02/13/2014
065161	02/10/2014	W/R	DAVID WILLIAMS & ASSOCIATES	25,005.60	02/19/2014
065162	02/10/2014	W/R	FLOWER REAL ESTATE HOLDINGS	350.00	02/20/2014
065163	02/10/2014	W/R	FORTE MUSIC INC.	161.20	02/18/2014
065164	02/10/2014	W/W	FORTE MUSIC	75.00	
065165	02/10/2014	W/R	FREMONT ATHLETIC SUPPLY	884.00	02/13/2014
065166	02/10/2014	W/R	FREMONT AUTO PARTS	240.51	02/13/2014
065167	02/10/2014	W/R	FREMONT CANDY & CIGAR CO	281.45	02/11/2014
065168	02/10/2014	W/R	FREMONT RECREATION DEPT	1,163.25	02/18/2014
065169	02/10/2014	W/R	GORDON LUMBER CO	31.32	02/14/2014
065170	02/10/2014	W/R	HANDY GRAFIX	190.40	02/25/2014
065171	02/10/2014	W/R	JIMMY G'S BBQ	101.45	02/13/2014
065172	02/10/2014	W/R	JOSTENS, INC.	14.36	02/18/2014
065173	02/10/2014	W/R	JASON SMITH	298.32	02/13/2014
065174	02/10/2014	W/R	KROGER CO	152.50	02/13/2014
065175	02/10/2014	W/R	INDEPENDENT EVALUATORS INC.	450.00	02/13/2014
065176	02/10/2014	W/R	THE EQUIPMENT GUYS	20,999.00	02/25/2014
065177	02/10/2014	W/R	DR. KRIS FAUVER	2,000.00	02/14/2014
065178	02/10/2014	W/R	LORI FISHER	362.53	02/13/2014
065179	02/10/2014	W/R	LOWE'S CO., INC. FREMONT	929.63	02/18/2014
065180	02/10/2014	W/R	LUCKEY FARMERS, INC.	345.35	02/13/2014
065181	02/10/2014	W/R	MADISON MOTORS	525.00	02/19/2014
065182	02/10/2014	W/R	STEPHANIE MARTIN	30.60	02/21/2014
065183	02/10/2014	W/R	FRONTLINE TECHNOLOGIES	375.00	02/21/2014
065184	02/10/2014	W/R	MEMORIAL HEALTH CARE SYSTEMS	145.00	02/18/2014
065185	02/10/2014	W/R	MYERS EQUIPMENT CORP.	750.26	02/13/2014
065186	02/10/2014	W/R	THE NEWS MESSENGER	163.26	02/20/2014
065187	02/10/2014	W/R	BROHL & APPELL INC.	7,113.83	02/13/2014
065188	02/10/2014	W/R	OAPSE	129.23	02/14/2014
065189	02/10/2014	W/R	OAEP	210.00	02/28/2014
065190	02/10/2014	W/R	AMERICAN ELECTRIC POWER	19,262.30	02/13/2014
065191	02/10/2014	W/R	OHIO SCHOOLS COUNCIL	26,042.92	02/14/2014
065192	02/10/2014	W/R	O.P AQUATICS	1,931.28	02/14/2014
065193	02/10/2014	W/R	PEPSI BEVERAGES COMPANY	741.70	02/14/2014
065194	02/10/2014	W/R	PHAZE I	260.00	02/18/2014

Check#	Check Date	Org Sta	Vendor Paid	Check Amount	Status Date
065195	02/10/2014	W/R	POSTMASTER-FREMONT	46.00	02/20/2014
065196	02/10/2014	W/R	PRAIRIE FLOWERS	35.00	02/13/2014
065197	02/10/2014	W/R	POST NET	520.00	02/14/2014
065198	02/10/2014	W/R	QUILL CORP.	657.38	02/20/2014
065199	02/10/2014	W/R	SABROSKE ELECTRIC	1,014.02	02/13/2014
065200	02/10/2014	W/R	REFRIGERATOR SALES	15.05	02/13/2014
065201	02/10/2014	W/V	AT&T	4,231.54	02/10/2014
065202	02/10/2014	W/R	MEDCO SUPPLY COMPANY	255.90	02/14/2014
065203	02/10/2014	W/R	SHEETS SUPPLY	850.05	02/13/2014
065204	02/10/2014	W/R	SHERRI HENKEL	49.57	02/13/2014
065205	02/10/2014	W/R	SIMPLEX TIME RECORDER CO	307.50	02/13/2014
065206	02/10/2014	W/R	SPOONER, INCORPORATED	875.00	02/14/2014
065207	02/10/2014	W/R	STAPLES ADVANTAGE	338.83	02/13/2014
065208	02/10/2014	W/R	STANTON'S SHEET MUSIC	496.45	02/13/2014
065209	02/10/2014	W/W	STRATEGIC SOLUTIONS	50.75	
065210	02/10/2014	W/R	STREAKER TRACTOR SALES	28.06	02/13/2014
065211	02/10/2014	W/R	TIFFIN PAPER CO	8,605.31	02/13/2014
065212	02/10/2014	W/W	TIME CENTER/NATIONAL FARM TO	437.29	
065213	02/10/2014	W/R	TOLEDO EDISON CO.	4,363.90	02/13/2014
065214	02/10/2014	W/R	TRACI MCCAUDY	169.33	02/25/2014
065215	02/10/2014	W/R	TRANSPORTATION EQUIP	219.87	02/14/2014
065216	02/10/2014	W/R	UNITED PARCEL SERVICE	11.91	02/18/2014
065217	02/10/2014	W/R	US-GAMES	62.99	02/18/2014
065218	02/10/2014	W/R	USA SPORTS INC	558.00	02/10/2014
065219	02/10/2014	W/R	VALLEY ELECTRICAL CONSOLIDATED	302.00	02/13/2014
065220	02/10/2014	W/R	VIKKI WILL	41.80	02/11/2014
065221	02/10/2014	W/R	WADSWORTH & ASSOCIATES	986.09	02/13/2014
065222	02/10/2014	W/R	VISA	2,231.17	02/10/2014
065223	02/10/2014	W/R	WATCH D.O.G.S	370.00	02/18/2014
065224	02/10/2014	W/R	WALTERS' BOILER WORKS	10,950.20	02/18/2014
065225	02/10/2014	W/R	KIM BEARDMORE	29.01	02/14/2014
065226	02/10/2014	W/R	CONNIE CLOSE	61.59	02/13/2014
065227	02/10/2014	W/R	SHELLEY FANNIN	506.12	02/13/2014
065228	02/10/2014	W/R	DIANA MCNULTY	163.03	02/13/2014
065229	02/10/2014	W/R	LINDA LONG RN	113.82	02/14/2014
065230	02/10/2014	W/R	RACHEL GANGWER	83.91	02/13/2014
065231	02/10/2014	W/R	JULIE LOCKYER	13.19	02/18/2014
065232	02/10/2014	W/R	ROBIN WELCH	1,191.38	02/18/2014
065233	02/10/2014	W/R	BALLVILLE EZ SHOP	130.00	02/28/2014
065234	02/10/2014	W/R	TOFT DAIRY	10,865.70	02/14/2014
065235	02/10/2014	W/R	ALFRED NICKLES BAKERY INC.	2,548.92	02/14/2014
065236	02/10/2014	W/R	FREMONT CITY BD. OF EDUC	2,230.26	02/10/2014
065237	02/10/2014	W/R	JESSICA GARCIA	1,678.70	02/10/2014
065238	02/10/2014	W/R	KERI VELA	105.11	02/18/2014
065239	02/10/2014	W/R	SARA NADOLNY	74.54	02/19/2014
065240	02/10/2014	W/R	DIANE DEHRING	69.99	02/25/2014
065241	02/10/2014	W/R	BARBARA CARVALHO	80.43	02/25/2014
065242	02/10/2014	W/R	KATHLEEN NALLEY	252.96	02/18/2014
065243	02/10/2014	W/R	LORA GOEBEL	59.17	02/13/2014
065244	02/10/2014	W/R	BETHANY KOCH	56.19	02/18/2014
065245	02/10/2014	W/W	AMY BAUMANN	84.88	
065246	02/10/2014	W/R	MANDI MILLER	95.69	02/27/2014

Check#	Check Date	Org Sta	Vendor Paid	Check Amount	Status Date
065247	02/10/2014	W/R	MICHELE MUSIC-HARRINGTON	62.62	02/20/2014
065248	02/10/2014	W/R	JODY AMOR	61.04	02/14/2014
065249	02/10/2014	W/R	KATRINA BAUGHMAN	150.47	02/14/2014
065250	02/10/2014	W/R	BRENT PARKER	103.57	02/11/2014
065251	02/10/2014	W/R	CHAD BERNDT	453.38	02/20/2014
065252	02/10/2014	W/R	ANNA BALLMER	224.26	02/18/2014
065253	02/10/2014	W/R	JENNA BELDEN	27.42	02/28/2014
065254	02/10/2014	W/R	VALERIE WIDMER	60.56	02/20/2014
065255	02/10/2014	W/R	AMBER LEACH	12.63	02/25/2014
065256	02/10/2014	W/R	JENNIFER KOPCAK	9.14	02/27/2014
065257	02/10/2014	W/R	SUSAN FRYE	71.12	02/13/2014
065258	02/10/2014	W/R	ANN FOLEY	24.69	02/20/2014
065259	02/10/2014	W/R	MEGAN PEUGEOT	296.46	02/18/2014
065260	02/10/2014	W/R	DON JACOBS	68.58	02/25/2014
065261	02/10/2014	W/R	Janet Koerper	425.30	02/18/2014
065262	02/10/2014	W/R	DALEEN ASKIN	171.62	02/14/2014
065263	02/10/2014	W/R	AT&T	63.36	02/13/2014
065264	02/10/2014	W/R	AT&T	4,168.18	02/19/2014
065265	02/14/2014	W/W	SCHOOL EMPLOYEES RETIREMENT	1,385.98	
065266	02/14/2014	W/R	STATE TEACHERS RETIRE.	8,969.62	02/19/2014
065267	02/11/2014	W/R	MIKE MEZINGER	300.00	02/18/2014
065268	02/13/2014	W/W	PLAZA LANES	97.50	
065269	02/13/2014	W/V	RITZ THEATRE	188.00	02/28/2014
065270	02/14/2014	B/R	SHANNON WINTERS	43.30	02/21/2014
065272	02/19/2014	W/W	HILTON COLUMBUS AT EASTON	458.00	
065273	02/19/2014	W/R	MCKINLEY GRAND HOTEL	238.00	02/25/2014
065274	02/19/2014	W/R	BLISS CHARTERS	875.00	02/26/2014
065275	02/19/2014	W/W	MADCAP PUPPETS	340.00	
065276	02/20/2014	W/R	BOSTON MILLS SKI RESORT	472.00	02/26/2014
065277	02/28/2014	W/W	SCHOOL EMPLOYEES RETIREMENT	1,385.98	
065278	02/28/2014	W/W	STATE TEACHERS RETIRE.	8,969.62	
065279	02/25/2014	W/R	RURAL KING	333.47	02/28/2014
065280	02/25/2014	W/R	KAREN DRAY	60.90	02/27/2014
065281	02/25/2014	W/W	ACT FINANCING	479.15	
065282	02/25/2014	W/W	ADVANCED AUTO PARTS	2.99	
065283	02/25/2014	W/W	OHIO EDUCATIONAL TECHNOLOGY	230.00	
065284	02/25/2014	W/W	ALLEN COUNTY EDUCATIONAL	50.00	
065285	02/25/2014	W/W	AMERICAN HEART ASSOCIATION	309.00	
065286	02/25/2014	W/W	B & W WELDING	500.00	
065287	02/25/2014	W/R	ITSAVVY	921.59	02/28/2014
065288	02/25/2014	W/W	BAIRD PUBLIC INVESTMENT	1,261.01	
065289	02/25/2014	W/R	BAKER'S DIVERSIFIED VEHICLE	8.25	02/28/2014
065290	02/25/2014	W/W	SCHOOL SPECIALTY	176.23	
065291	02/25/2014	W/W	BELLA COSA	40.00	
065292	02/25/2014	W/W	BENCHMARK PRINTS	192.00	
065293	02/25/2014	W/R	BERRY'S BARBELL	15,423.00	02/28/2014
065294	02/25/2014	W/R	BOILERS, CONTROLS & EQUIPMENT,	1,706.07	02/27/2014
065295	02/25/2014	W/W	BSN	1,103.98	
065296	02/25/2014	W/R	CDW-G	152.00	02/28/2014
065297	02/25/2014	W/R	CLARK ASSOCIATES, INC.	360.00	02/26/2014
065298	02/25/2014	W/W	COLLEGE BOARD	447.65	
065299	02/25/2014	W/W	COLUMBIA GAS OF OHIO	7,601.41	

Check#	Check Date	Org Sta	Vendor Paid	Check Amount	Status Date
065300	02/25/2014	W/W	CONSUMERS PETROLEUM	28,397.33	
065301	02/25/2014	W/W	CORPORATE ONE BENEFITS	2,917.00	
065302	02/25/2014	W/R	CROGHAN COLONIAL BANK	300.00	02/26/2014
065303	02/25/2014	W/R	DAN'S TRUCK EQUIPMENT	4,000.00	02/28/2014
065304	02/25/2014	W/R	DOMINOS PIZZA	47.98	02/28/2014
065305	02/25/2014	W/W	DAVID M CHAMBERS	59.03	
065306	02/25/2014	W/R	VILLAGE ENERGY COOPERATIVE	1,023.53	02/28/2014
065307	02/25/2014	W/R	ENGLER PRINTING	1,503.00	02/28/2014
065308	02/25/2014	W/R	NORTH POINT ESC	12,383.98	02/28/2014
065309	02/25/2014	W/W	FORTBALL PIZZA PALACE	74.00	
065310	02/25/2014	W/W	FORTE MUSIC INC.	974.67	
065311	02/25/2014	W/R	FREMONT ATHLETIC SUPPLY	1,020.00	02/27/2014
065312	02/25/2014	W/R	UTILITY BILLING OFFICE	14,855.43	02/28/2014
065313	02/25/2014	W/W	FREMONT MUSIC CENTER	14.00	
065314	02/25/2014	W/W	FREMONT PRINTING	372.00	
065315	02/25/2014	W/W	GTM SPORTSWEAR	30.00	
065316	02/25/2014	W/R	HABITEC SECURITY	35.00	02/28/2014
065317	02/25/2014	W/W	HOSPITAL COUNCIL OF NW OHIO	2,120.00	
065318	02/25/2014	W/W	HERITAGE FOOD SERVICE GROUP	558.56	
065319	02/25/2014	W/W	HEALTHLINK	586.50	
065320	02/25/2014	W/R	IRMA CELESTINO	88.12	02/27/2014
065321	02/25/2014	W/W	JOSTENS, INC.	23.75	
065322	02/25/2014	W/R	KROGER CO	63.21	02/28/2014
065323	02/25/2014	W/W	LARAMIE SPURLOCK	33.60	
065324	02/25/2014	W/W	LESLIE TIRE SERVICE	6,655.99	
065325	02/25/2014	W/W	THE FITNESS STORE	22,688.00	
065326	02/25/2014	W/R	LINKE'S WHEEL ALIGNMENT	91.95	02/27/2014
065327	02/25/2014	W/W	MOVBAND, LLC	852.52	
065328	02/25/2014	W/W	MCPc IMAGE PRINTING	9,799.40	
065329	02/25/2014	W/W	MEMORIAL HOSPITAL	666.67	
065330	02/25/2014	W/R	MOHAWK SUPPLY	878.36	02/28/2014
065331	02/25/2014	W/R	MYERS EQUIPMENT CORP.	1,346.53	02/28/2014
065332	02/25/2014	W/R	TRUCK SALES	498.72	02/28/2014
065333	02/25/2014	W/W	NHS-TIFFIN	709.40	
065334	02/25/2014	W/V	NOLLENBERGER TRUCK CENTE	2,093.97	02/25/2014
065335	02/25/2014	W/W	OHIO BCI & I	820.00	
065336	02/25/2014	W/V	AMERICAN ELECTRIC POWER	36,100.00	02/25/2014
065337	02/25/2014	W/W	OHIO SCHOOL COUNCIL	1,575.00	
065338	02/25/2014	W/W	O.P AQUATICS	1,432.60	
065339	02/25/2014	W/W	PEARSON EDUCATION	7,916.12	
065340	02/25/2014	W/R	PHONAK HEARING SYSTEM	86.39	02/28/2014
065341	02/25/2014	W/W	PHAZE I	144.00	
065342	02/25/2014	W/W	POSTMASTER-FREMONT	246.00	
065343	02/25/2014	W/W	PROFESSIONAL MEDICAL	835.00	
065344	02/25/2014	W/R	ROOT'S POULTRY	422.80	02/28/2014
065345	02/25/2014	W/R	REFRIGERATOR SALES	1,401.31	02/28/2014
065346	02/25/2014	W/W	AT&T	636.00	
065347	02/25/2014	W/W	SCHOOL HEALTH CORP.	408.53	
065348	02/25/2014	W/W	SNAP ON INDUSTRIAL	12.27	
065349	02/25/2014	W/R	SORGEN REFRIGERATION	801.40	02/28/2014
065350	02/25/2014	W/W	STAPLES ADVANTAGE	650.99	
065351	02/25/2014	W/R	STANTON'S SHEET MUSIC	51.45	02/28/2014

Check#	Check Date	Org Sta	Vendor Paid	Check Amount	Status Date
065352	02/25/2014	W/R	JAKE'S AUTO SERVICES, INC.	187.36	02/28/2014
065353	02/25/2014	W/W	TIME WARNER	350.00	
065354	02/25/2014	W/R	TIRE MAN	623.12	02/28/2014
065355	02/25/2014	W/W	TRACI MCCAUDY	79.28	
065356	02/25/2014	W/R	TRANSPORTATION EQUIP	142.37	02/28/2014
065357	02/25/2014	W/R	TREASURER STATE OF OHIO	19,756.38	02/28/2014
065358	02/25/2014	W/W	TRICO GLASS	24.00	
065359	02/25/2014	W/R	UNITY SCHOOL BUS PARTS	17.24	02/28/2014
065360	02/25/2014	W/R	WADSWORTH & ASSOCIATES	5,638.75	02/27/2014
065361	02/25/2014	W/W	WAL-MART STORES INC.	518.11	
065362	02/25/2014	W/R	WARNER MECHANICAL	185.00	02/26/2014
065363	02/25/2014	W/R	WSOS	33,031.33	02/28/2014
065364	02/25/2014	W/R	CONNIE CLOSE	21.61	02/27/2014
065365	02/25/2014	W/R	KIM MEEK	62.72	02/27/2014
065366	02/25/2014	W/W	CHRISTINE OPELT	138.57	
065367	02/25/2014	W/R	ANGELA MEHLING	51.42	02/28/2014
065368	02/25/2014	W/W	PATRICIA WEIKER	2,060.00	
065369	02/25/2014	W/W	MICHELLE MORRIS	35.95	
065370	02/25/2014	W/R	FREMONT CITY BD. OF EDUC	2,251.77	02/26/2014
065371	02/25/2014	W/W	WOLESLAGEL MOVING	80.00	
065372	02/25/2014	W/W	WOOD COUNTY EDUCATIONAL	6,221.55	
065373	02/25/2014	W/W	SANDUSKY CO SANATARY ENGINEER	153.97	
065374	02/25/2014	W/R	JESSICA GARCIA	396.48	02/25/2014
065375	02/25/2014	W/W	WILLIAM BURKETT	28.82	
065376	02/25/2014	W/R	BLANCA RUPP	2.83	02/28/2014
065377	02/25/2014	W/R	SUSAN FRYE	478.92	02/28/2014
065378	02/25/2014	W/R	TERRI THOMPSON	62.72	02/28/2014
065379	02/25/2014	W/W	GRAPHITE PENCIL CO.	389.92	
065380	02/25/2014	W/R	MIKE MEZINGER	2,065.00	02/26/2014
065381	02/25/2014	W/R	NOLLENBERGER TRUCK CENTE	1,015.71	02/28/2014
065382	02/25/2014	W/W	AMERICAN ELECTRIC POWER	33,734.06	
065383	02/25/2014	W/W	MELISSA FRIZZEL-JOERG	150.00	
065384	02/25/2014	W/W	COURTYARD BY MARRIOTT	1,310.00	
065385	02/26/2014	W/W	AMAZON.COM	107.90	
065386	02/26/2014	W/W	A T & T	4,263.88	
065387	02/26/2014	W/W	BEST OFFICE PRODUCTS	468.03	
065388	02/26/2014	W/W	REPUBLIC SERVICES	2,540.06	
065389	02/26/2014	W/W	CINTAS CORP.#306	238.81	
065390	02/26/2014	W/W	MOVBAND, LLC	3,467.67	
065391	02/26/2014	W/W	MILL SUPPLY	232.29	
065392	02/26/2014	W/W	AT & T LONG DISTANCE	129.48	
065393	02/26/2014	W/W	STAPLES ADVANTAGE	1,056.97	
065394	02/26/2014	W/W	AMERICAN EXPRESS	902.89	
065395	02/26/2014	W/W	OSSWA	250.00	
065396	02/28/2014	B/B	NANCY KAISER	35.00	
065397	02/28/2014	W/W	FUNME EVENTS	920.00	
075463	02/01/2014	M/M	GUARDIAN LIFE INSURANCE	1,768.80	
075464	02/03/2014	M/M	MEDICAL MUTUAL OF OHIO	41,515.95	
075465	02/03/2014	M/M	MEDICAL MUTUAL OF OHIO	70,487.38	
075466	02/04/2014	M/M	VSP VISION PLAN	1,364.54	
075467	02/04/2014	M/M	VSP VISION PLAN	757.37	
075468	02/10/2014	M/M	MEDICAL MUTUAL OF OHIO	145,311.29	

Check#	Check Date	Org Sta	Vendor Paid	Check Amount	Status Date
075469	02/10/2014	M/M	EXPRESS SCRIPTS, INC	19,272.81	
075470	02/10/2014	M/M	EXPRESS SCRIPTS, INC	380.10	
075471	02/10/2014	M/M	EXPRESS SCRIPTS, INC	18,463.54	
075472	02/10/2014	M/M	EXPRESS SCRIPTS, INC	365.40	
075473	02/18/2014	M/M	MEDICAL MUTUAL OF OHIO	20,588.43	
095383	02/18/2014	M/M	EXPRESS SCRIPTS, INC	15,247.36	
095384	02/18/2014	M/M	EXPRESS SCRIPTS, INC	436.80	
366875	02/05/2014	M/M	KOURTNEY JARED	236.80	
625271	02/14/2014	W/R	USA SPORTS INC	12,857.74	02/14/2014
825264	02/04/2014	M/M	LINDSAY VANDERVEEN	49.00	
833779	02/04/2014	M/M	LINDSAY VANDERVEEN	121.00	
839573	02/07/2014	M/M	LINDSAY VANDERVEEN	83.00	
839576	02/07/2014	M/M	LINDSAY VANDERVEEN	24.00	
843734	02/14/2014	M/M	JULIE DAVLIN	86.50	
846381	02/18/2014	M/M	ABIGAIL REYNOLDS	150.00	
847142	02/19/2014	M/M	JANE STRAYER	30.00	
847188	02/19/2014	M/M	LINDSAY VANDERVEEN	194.00	
954066	02/03/2014	M/M	US BANK	123.21	
954067	02/04/2014	M/M	BANK OF AMERICA	309.86	
954068	02/06/2014	W/R	MEAL MAGIC CORP	36.18	02/06/2014
954069	02/07/2014	W/R	OHIO DEPARTMENT OF EDUCATION	211,225.76	02/07/2014
954070	02/14/2014	M/M	FREMONT CITY SCHOOL	3,193.78	
954071	02/14/2014	M/M	FREMONT CITY SCHOOLS	516.20	
954072	02/14/2014	M/M	FREMONT CITY SCHOOLS	28.10	
954073	02/14/2014	M/M	FREMONT BOE-MEDICARE	11,045.65	
954074	02/21/2014	W/R	OHIO DEPARTMENT OF EDUCATION	215,457.84	02/28/2014
954075	02/24/2014	M/M	GUARDIAN LIFE INSURANCE	18,412.00	
954076	02/24/2014	M/M	MEDICAL MUTUAL OF OHIO	36,381.43	
954077	02/24/2014	M/M	EXPRESS SCRIPTS, INC	35,545.03	
954078	02/28/2014	M/M	FREMONT CITY SCHOOL	3,373.61	
954079	02/24/2014	M/M	EXPRESS SCRIPTS, INC	489.30	
954080	02/25/2014	M/M	VSP VISION PLAN	422.04	
954081	02/25/2014	M/M	VSP VISION PLAN	169.02	
954082	02/28/2014	M/M	GUARDIAN LIFE INSURANCE	1,803.84	
954083	02/28/2014	M/M	FREMONT CITY SCHOOLS	307,775.55	
954084	02/28/2014	M/M	FREMONT CITY SCHOOLS	16,042.08	
954085	02/28/2014	M/M	FREMONT BOE-MEDICARE	11,611.96	
954086	02/28/2014	M/M	STRS	213,790.00	
954087	02/28/2014	M/M	SERS	62,218.00	
981865	02/14/2014	C/R	FREMONT CITY BD. OF EDUC	840,467.60	02/14/2014
981866	02/28/2014	C/R	FREMONT CITY BD. OF EDUC	887,784.88	02/21/2014

Total Checks Issued \$ 3,857,180.58