



Fremont City Schools

David M. Chambers, Treasurer
500 W. State Street, Suite A
Fremont, Ohio 43420

Fiscal Year 2014

Dr. Traci L. McCauly
Superintendent

David M. Chambers
Treasurer

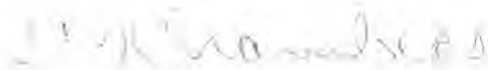
January 17, 2014

Dear Members of the Fremont Board of Education:

The following pages represent the financial status of the Fremont City School District as of December 31, 2013, for all funds submitted for your consideration. Please review the following: General Fund Revenue and Expenditure Analysis, Cash Reconciliation, Active Investments Ledger, Self-Funded Insurance Program, Monthly Financial Summary, Permanent Improvement Fund Cash Flow Analysis, Tax Abatement Fund Analysis, Financial Report by Fund and Monthly Check Register.

If you should have any questions or need additional information, please feel free to contact me at (419) 334-5442 (W) or (419) 680-1240 (C).

Respectfully Submitted,



David M. Chambers, Treasurer
Fremont City School District

Fremont City School District

General Fund Analysis

December 31, 2013

	2013-2014	Y-T-D Actual		Variance
	Original Estimate	July 2013 - June 2014	Percent	
	(1)	(2)		(3)
Beginning Balance - July 1, 2013		6,692,861.02		0.00
General Fund *	6,613,325.84			
Uniform Supply Funds	79,535.18			
Revenue	33,590,654.00	18,159,904.74	54.1%	15,430,749.26
Loan on Income Tax	0.00	0.00		0.00
Real Estate Advance - June 30	0.00	0.00		0.00
	33,590,654.00	18,159,904.74		15,430,749.26
Expenditures	35,313,063.00	18,148,105.77	51.4%	17,164,957.23
Encumberance	260,000.00	794,952.71		-534,952.71
	35,573,063.00	18,943,058.48		16,630,004.52
Ending Balance - June 30, 2014	4,710,452.02	5,909,707.28		-1,199,255.26

* Does not include Tax Abatement Fund (\$4,635,270.15)

Original Estimate revenue and expenditure taken from five-year forecast.

General Fund Summary

December 2013

Revenues

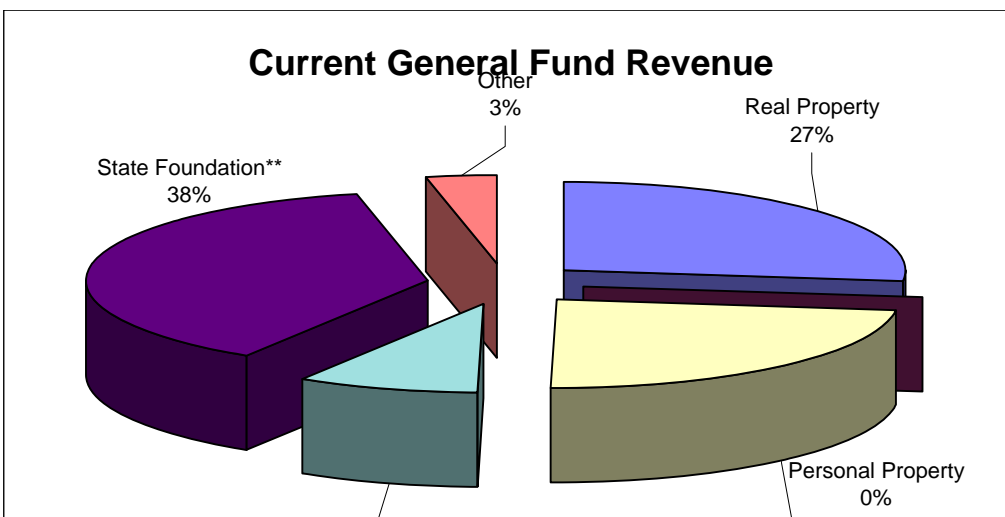
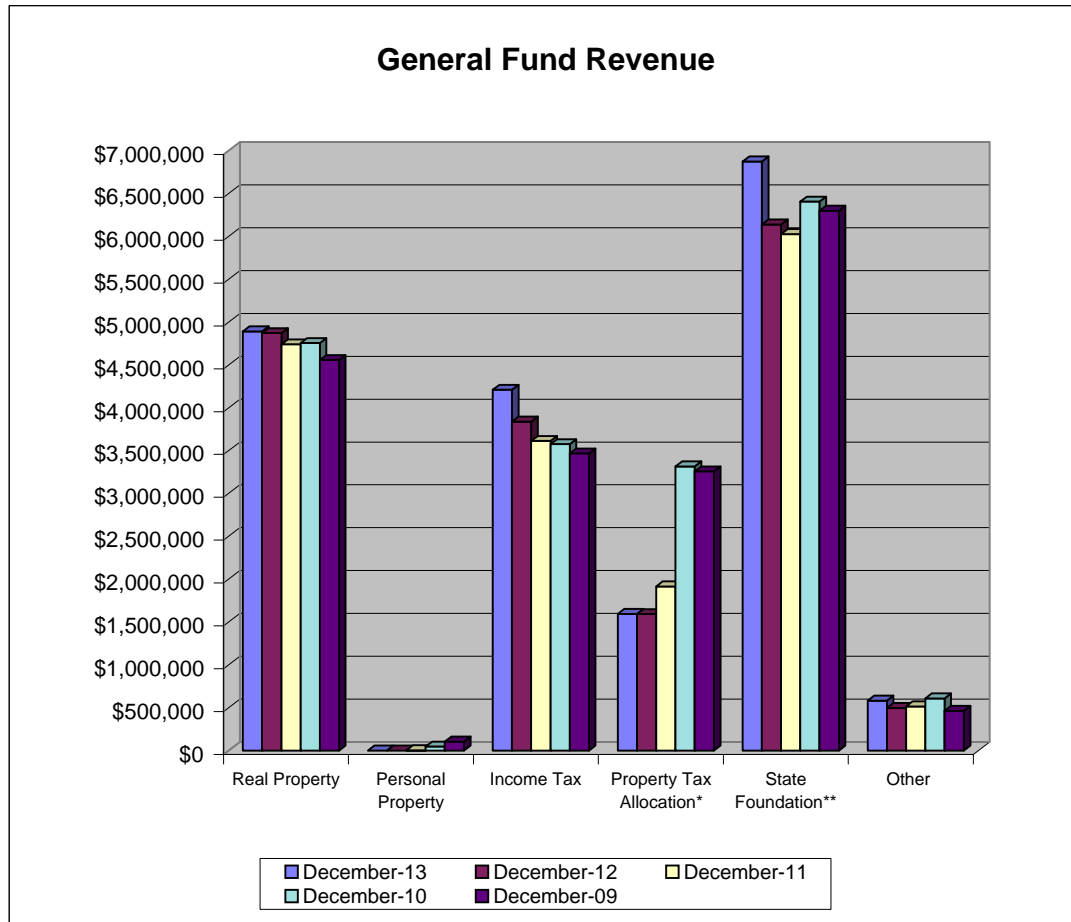
1. Real Property Taxes – Total Real Property Taxes received from the beginning of the fiscal year until December 31, 2013 is \$4,893,191.64. This is an increase of 0.4% above last year's taxes received at this time. \$-0- was collected in December.
2. Personal Property Taxes – Total Personal Property Taxes received from the beginning of the fiscal year until December 31, 2013 is \$-0-. Collections for the current year will only be delinquent taxes collected by the State. \$-0- was collected in December.
3. Income Taxes – Total Income Taxes received from the beginning of the fiscal year until December 31, 2013 is \$4,212,398.31. This is a 9.7% increase above last year at this time and is mainly due to an increase in collections from individuals. \$-0- was collected in December.
4. Homestead and Rollback – Monies received from the State of Ohio from the beginning of the fiscal year until December 31, 2013 total \$1,594,701.06. Receipts are based upon the real property taxes collected and Homestead filings with the County Auditor. These revenues also include monies for personal property tax loss reimbursement from the State. The State has shifted and reduced the distribution of personal property tax loss reimbursement from August/November/May to November/May. \$-0- was collected in December.
5. State Foundation – State Foundation monies received from the State of Ohio from the beginning of the fiscal year until December 31, 2013 total \$6,876,541.13. This is an increase of 12.0% above last year's foundation money received at this time. This includes \$106,532.84 in Casino revenues for the half. The current increase is due to payment based upon the Governor's funding formula. \$1,125,799.77 was collected in December.
6. Other – Other monies received from the beginning of the fiscal year until December 31, 2013 total \$583,072.60. This is an increase of 17.3% above last year at this time and is due to increases in Open Enrollment, Investment Earnings, Rental of School Property, Sale of Personal Property and Refunds from Prior Year Expense. \$165,280.88 was collected in December.

	December-13	December-12	December-11	December-10	December-09	Current Forecast	% Receiver
Real Property	\$4,893,192	\$4,873,016	\$4,741,888	\$4,757,023	\$4,559,051	\$10,556,023	46.35%
Personal Property	\$0	\$817	\$4,266	\$47,350	\$105,108	\$0	0.00%
Income Tax	\$4,212,398	\$3,839,190	\$3,613,509	\$3,576,596	\$3,468,769	\$6,825,000	61.72%
Property Tax Allocation*	\$1,594,701	\$1,593,164	\$1,915,789	\$3,316,106	\$3,259,389	\$3,160,098 *	50.46%
State Foundation**	\$6,876,541	\$6,140,083	\$6,028,095	\$6,407,655	\$6,301,176	\$13,604,776 **	50.55%
Other	\$583,073	\$496,898	\$515,018	\$609,854	\$463,695	\$1,806,478	32.28%
Total	\$18,159,905	\$16,943,168	\$16,818,565	\$18,714,584	\$18,157,188	\$35,952,375	50.51%
Tax Abatement Fund	\$16,920	\$16,920					

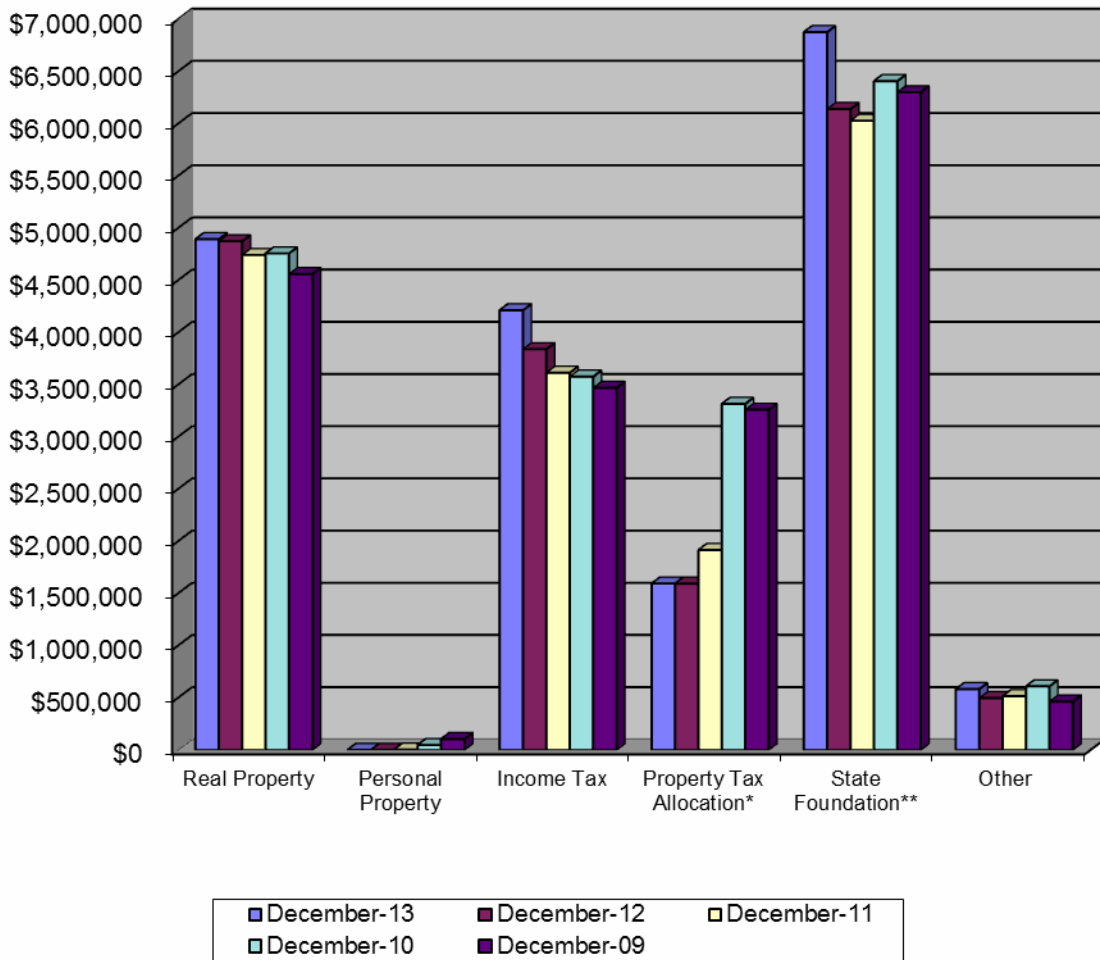
* Includes Homestead/Rollback, Tangible Personal Property Tax Fixed Rate Loss Reimbursement and Electric Deregulation.

** Includes Casino Revenue in State Foundation beginning January 2013 and Economic Disadvantaged Funding in November 2013.

Totals do not include Tax Abatement Fund for purpose of comparison.



General Fund Revenue



	December-13	December-12	December-11	December-10	December-09	Current Forecast
Real Property	\$4,893,192	\$4,873,016	\$4,741,888	\$4,757,023	\$4,559,051	\$10,556,023
Personal Property	\$0	\$817	\$4,266	\$47,350	\$105,108	\$0
Income Tax	\$4,212,398	\$3,839,190	\$3,613,509	\$3,576,596	\$3,468,769	\$6,825,000
Property Tax Allocation*	\$1,594,701	\$1,593,164	\$1,915,789	\$3,316,106	\$3,259,389	\$3,160,098 *
State Foundation**	\$6,876,541	\$6,140,083	\$6,028,095	\$6,407,655	\$6,301,176	\$13,604,776 **
Other	\$583,073	\$496,898	\$515,018	\$609,854	\$463,695	\$1,806,478
Total	\$18,159,905	\$16,943,168	\$16,818,565	\$18,714,584	\$18,157,188	\$35,952,375
Tax Abatement Fund	\$16,920	\$16,920				

* Includes Homestead/Rollback, Tangible Personal Property Tax Fixed Rate Loss Reimbursement and Electric Deregulation.

** Includes Casino Revenue in State Foundation beginning January 2013 and Economic Disadvantaged Funding in November 2013.

Totals do not include Tax Abatement Fund for purpose of comparison.

General Fund Summary

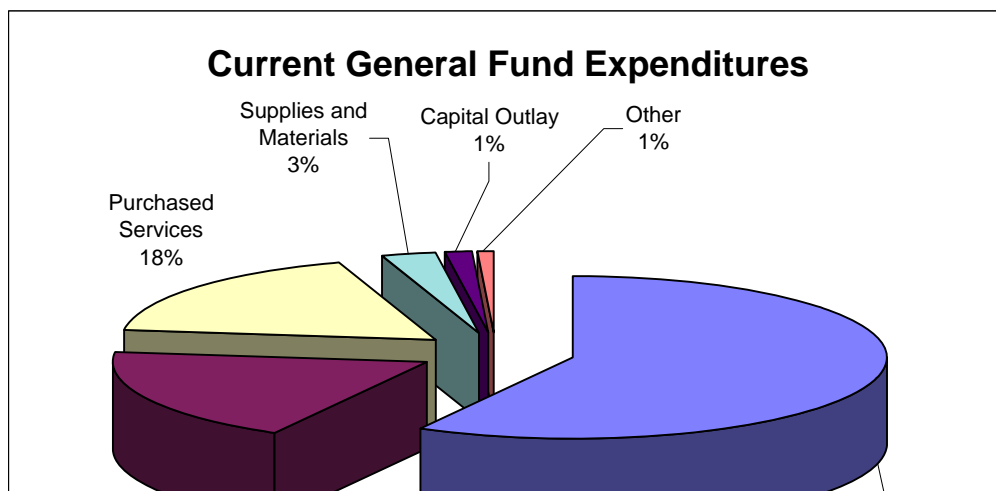
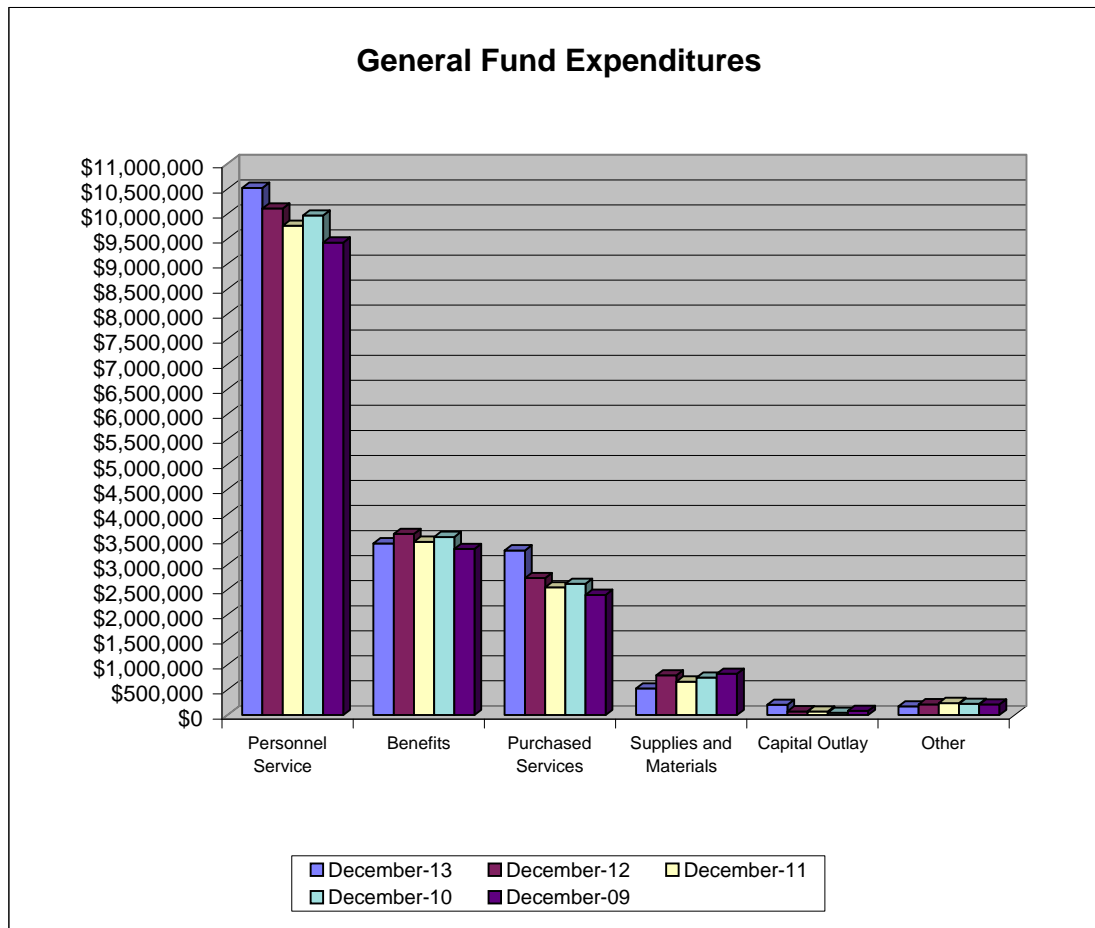
December 2013

Expenditures

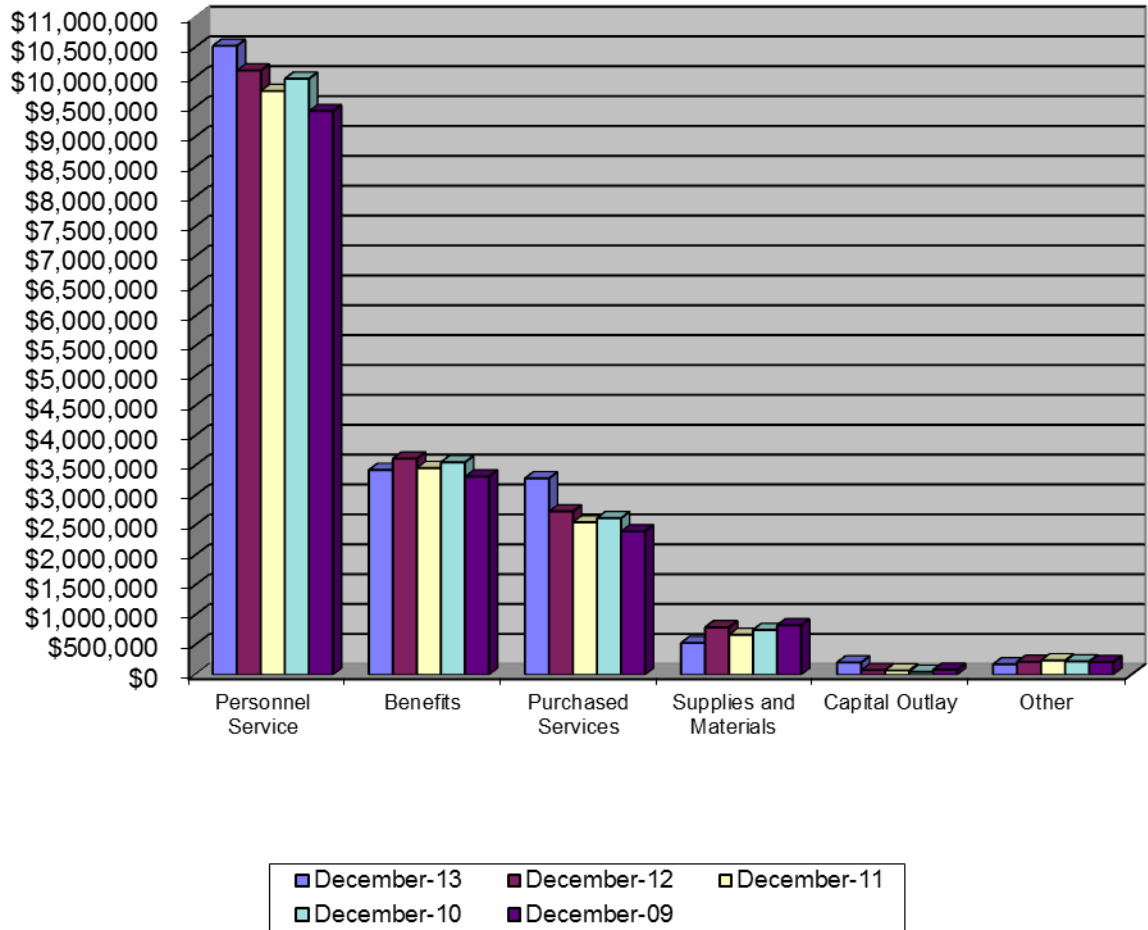
1. Personnel Services– The costs for personnel services for the School District from the beginning of the fiscal year until December 31, 2013 was \$10,523,853.25. This was an increase of 4.1% above last year at this time. \$1,729,520.93 was spent in December.
2. Benefits – The cost for benefits for the School District from the beginning of the fiscal year until December 31, 2013 was \$3,426,454.84. This was a 5.2% decrease below last year at this time and was due the district health plan changes in January 2013. \$581,882.53 was spent in December.
3. Purchased Services – The cost for purchased services for the district from the beginning of the fiscal year until December 31, 2013 total \$3,286,123.96. This was a 20.3% increase above last year at this time and is due to Contracted Foundation Services and changes in State Legislation, BCI/FBI Exams, Technology Contracts, Legal Services, Repairs/Maintenance, Lease and Rentals, Mileage, Utilities, Postage, Special Education Costs, and Community School Payments. \$459,949.72 was spent in December.
4. Supplies and Materials – The cost for supplies and materials for the district from the beginning of the fiscal year until December 31, 2013 total \$531,032.67. This was a 33.0% decrease below last year at this time. \$70,545.17 was spent in December. Major portions of this decrease were textbooks (moved to the P I Fund), District Library Books, Publications and Periodicals, and Fuel for Buses.
5. Capital Outlay – The cost for capital outlay for the district from the beginning of the fiscal year until December 31, 2013 total \$203,815.16. This was an increase above last year at this time. \$16,552.15 was spent in December.
6. Other – The cost of other expenditures excluding transfers for the district was \$174,419.19 for the fiscal year until December 31, 2013. This was an 18.6% decrease below last year at this time. Memberships, County ESC Deduction and Auditor/Treasurer Fees were the main reasons for this decrease. (\$18.69) was spent in December. This monthly decrease reflects a refund for services.

	December-13	December-12	December-11	December-10	December-09	Current Forecast	% Expensed
Personnel Service	\$10,523,853	\$10,110,724	\$9,767,734	\$9,973,038	\$9,431,801	\$21,602,413	48.72%
Benefits	\$3,426,455	\$3,616,104	\$3,458,628	\$3,554,855	\$3,315,121	\$7,183,156	47.70%
Purchased Services	\$3,286,124	\$2,732,255	\$2,550,853	\$2,620,515	\$2,398,495	\$6,921,992	47.47%
Supplies and Materials	\$531,033	\$793,135	\$667,225	\$748,745	\$825,828	\$1,229,380	43.20%
Capital Outlay	\$203,815	\$74,538	\$69,313	\$47,243	\$82,015	\$384,796	52.97%
Other	\$174,419	\$214,394	\$239,914	\$223,105	\$210,039	\$569,359	30.63%
Transfers and Adv., Etc. Other than Debt	\$2,407	\$7,947	\$12,083	\$0	\$13,345	\$102,407	2.35%
Total	\$18,148,106	\$17,549,097	\$16,765,751	\$17,167,500	\$16,276,644	\$37,993,503	47.77%
Tax Abatement Fund	\$336,986	\$472,576					

Totals do not include Tax Abatement Funds for purpose of comparison.




General Fund Expenditures



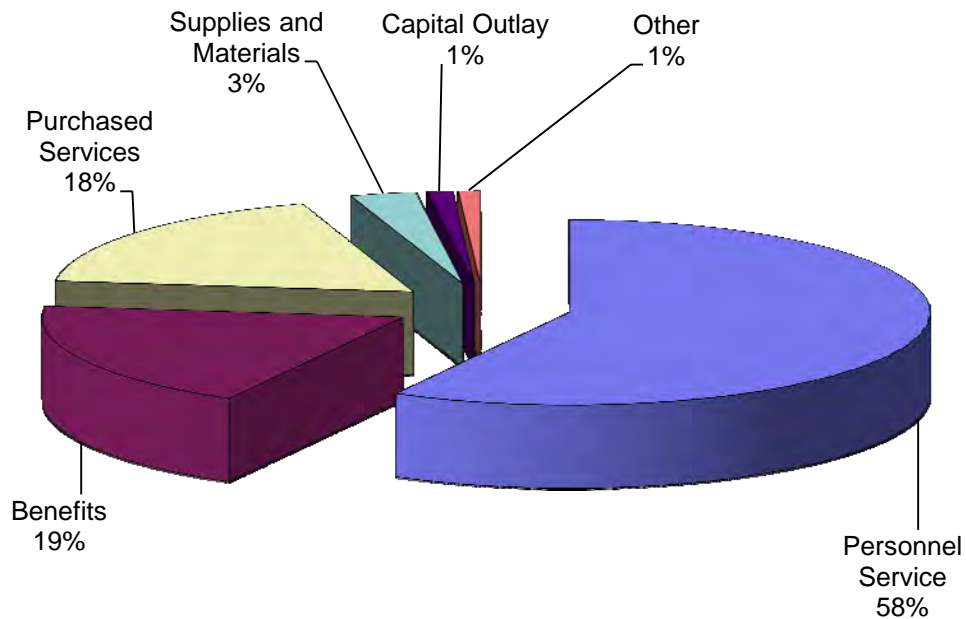
	December-13	December-12	December-11	December-10	December-09	Current Forecast
Personnel Service	\$10,523,853	\$10,110,724	\$9,767,734	\$9,973,038	\$9,431,801	\$21,602,413
Benefits	\$3,426,455	\$3,616,104	\$3,458,628	\$3,554,855	\$3,315,121	\$7,183,156
Purchased Services	\$3,286,124	\$2,732,255	\$2,550,853	\$2,620,515	\$2,398,495	\$6,921,992
Supplies and Materials	\$531,033	\$793,135	\$667,225	\$748,745	\$825,828	\$1,229,380
Capital Outlay	\$203,815	\$74,538	\$69,313	\$47,243	\$82,015	\$384,796
Other	\$174,419	\$214,394	\$239,914	\$223,105	\$210,039	\$569,359
Transfers and Adv., Etc.	\$2,407	\$7,947	\$12,083	\$0	\$13,345	\$102,407
Other than Debt						
Total	\$18,148,106	\$17,549,097	\$16,765,751	\$17,167,500	\$16,276,644	\$37,993,503
Tax Abatement Fund	\$336,986	\$472,576				

Totals do not include Tax Abatement Funds for purpose of comparison.

Current General Fund Revenue



Current General Fund Expenditures



DATE: 01/13/2014
TIME: 12:29

FREMONT CITY SCHOOL DISTRICT
CASH RECONCILIATION AS OF 12/31/2013

PAGE: 1
(USAEMSED)

	SUB-TOTALS	TOTALS
	-----	-----
Gross Depository Balances:		
GENERAL FUND 344	\$ 569,294.63	
STAR OHIO 7017	1,831,495.24	
STAR OHIO 3142	2,283,347.28	
STAR OHIO 3288	644,062.72	
e-bAY 2135	10.67	
FLEX ACCNT 3268	14,762.47	
CAFETERIA FUND 3124	150.00	
SCOREBOARD ACCNT 5877	12.75	
STARPLUS 4275	1,251,490.67	
ATHLETIC TOURNAMENT 022	10,593.37	
US BANK INVESTMENTS	10,062,024.13	


Total Depository Balances (Gross)		\$ 16,667,243.93
Adjustments to Bank Balance:		
Cash in Transit to Bank	\$ 0.00	
Outstanding Checks	267,083.68-	
Adjustments	920,252.29	
Merchant Card \$190.00		
Jan Pay 904,084.86 11,844.30 7,900.38		
ODE CRRS -\$5,411.02		
Voided Chk 1,643.77		

Total Adjustments to Bank Balance		653,168.61
Investments:		
Treasury Bonds and Notes	\$ 0.00	
Certificate of Deposits	3,791,415.70	
Other Securities	0.00	
Other Investments:		

Total Investments		3,791,415.70
Cash on Hand:		
Petty Cash:		
Treasurer's Office	\$ 500.00	
Ross High Office/Athletics	3,050.00	
FMS Office/Athletics	600.00	
School Cafeteria's	663.00	
Elem Sch/Transportation	925.00	
Change Cash:		
Cash with Fiscal Agent	0.00	

Total Cash on Hand		5,738.00
Total Balances		\$ 21,117,566.24
		=====
Total Fund Balance		\$ 21,117,566.24
		=====
Depository Clearance Accounts:		
PAYROLL CHECKING 352	\$ 930,626.03	

Total Clearance Account Balances		\$ 930,626.03



Treasurer

FREMONT CITY SCHOOL DISTRICT
Self-Funded Insurance Program

December 31, 2013

Beginning Balance - December 1, 2013 \$ 470,784.70

REVENUE

Board of Education Contributions	\$ 322,914.44	
Employee Contributions	\$ 74,759.98	
Other	\$ -	
Total Revenue		\$ 397,674.42

EXPENDITURES

Medical Claims	\$ 510,777.45	
Dental Claims	\$ 10,327.06	
Prescription Drug Claims	\$ 72,767.74	
Vision Claims	\$ 2,178.35	
Administrative Fees:	\$ 48,208.71	
Medical Mutual	\$ 13,833.93	
Dental	\$ 17.03	
Express Scripts	\$ 1,927.68	
Vision Service Plan	\$ 998.65	
Stop Loss Insurance	\$ 28,514.42	
Broker Fees	\$ 2,917.00	
COBRA		
Other	\$ -	
Total Expenditures		\$ 644,259.31

Monthly Profit/(Loss) **\$ (246,584.89)**

Ending Balance - December 31, 2013 \$ 224,199.81

FREMONT CITY SCHOOL DISTRICT

Investment Portfolio

December 31, 2013

Major Funds

	Term	Interest Rate	Maturity Date	Investment Amount	Monthly Interest
StarOhio	On Demand	0.020%	Daily	\$1,831,495.24	\$24.59
StarOhio - Building	On Demand	0.020%	Daily	\$2,283,347.28	\$37.86
StarOhio - Classroom Facilities	On Demand	0.020%	Daily	\$644,062.72	\$9.96
Star Plus	On Demand	0.200%	Daily	\$1,251,490.67	\$453.19
Held at U S Bank (See Attached)		Variable	Variable	\$10,062,024.13	\$4,128.25
First Merit - CD	330-Days	0.200%	01/31/14	\$1,000,000.00	\$164.38
TriState Capital Bank - CD	365-Days	0.470%	07/02/14	\$248,000.00	\$95.80
TriState Capital Bank - Cedars CD	365-Days	0.349%	07/03/14	\$250,000.00	\$71.71
First Merit - CD	330-Days	0.200%	07/15/14	\$1,000,000.00	\$164.38
Waterford - CD	365-Days	0.400%	11/20/14	\$500,000.00	\$164.38

New Investments

TriState Capital - Cedars CD	365-Days	0.400%	12/04/14	\$400,000.00	\$131.51
------------------------------	----------	--------	----------	--------------	----------

Minor Funds

Money Market - Pearl Setzler	On Demand	0.050%	Daily	\$27,071.70	\$1.19
U S Bank-CD-Dora O'Farrell	19-Month	0.100%	03/05/14	\$1,000.00	\$0.08
U S Bank-CD-Linda Schwartz	19-Month	0.100%	03/05/14	\$3,000.00	\$0.25
U S Bank-CD-Beth Israel	19-Month	0.100%	03/05/14	\$4,500.00	\$0.37
U S Bank-CD-Gene H. Perry	19-Month	0.700%	04/14/14	\$122,000.00	\$70.19
U S Bank-CD-Carolyn Rhodes	19-Month	0.700%	05/18/14	\$53,442.00	\$30.75
U S Bank-CD-Laura Kridler	19-Month	0.700%	05/18/14	\$1,000.00	\$0.58
U S Bank-CD-Edward Forgatsch	19-Month	0.700%	05/18/14	\$4,500.00	\$2.59
U S Bank-CD-American Assoc.	19-Month	0.700%	05/18/14	\$5,000.00	\$2.88
U S Bank-CD-Class of 1950	19-Month	0.600%	06/18/14	\$39,967.00	\$19.71
U S Bank-CD-Margaret Fox	19-Month	0.600%	06/18/14	\$1,000.00	\$0.49
U S Bank-CD-Alex Clark	19-Month	0.600%	06/18/14	\$10,000.00	\$4.93
U S Bank-CD-Pearl Setzler	19-Month	0.610%	06/27/14	\$68,000.00	\$34.09
U S Bank-CD-Howard Nowels	19-Month	0.610%	07/07/14	\$26,935.00	\$13.50
U S Bank-CD-Charles Fox	19-Month	0.550%	10/22/14	\$10,000.00	\$4.52
CCB-CD-Sara Horn	24-Month	0.250%	09/27/15	\$15,000.00	\$3.08
CCB-CD-Mary Hedrick	36-Month	0.400%	10/30/16	\$1,000.00	\$0.33

Totals are for memorandum purposes only

\$19,863,835.74

\$5,635.56

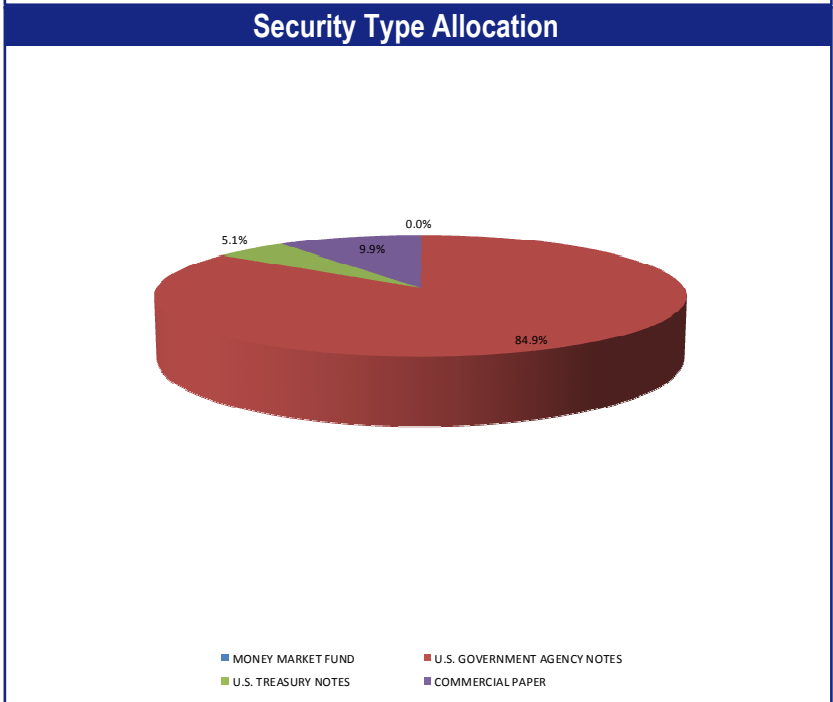
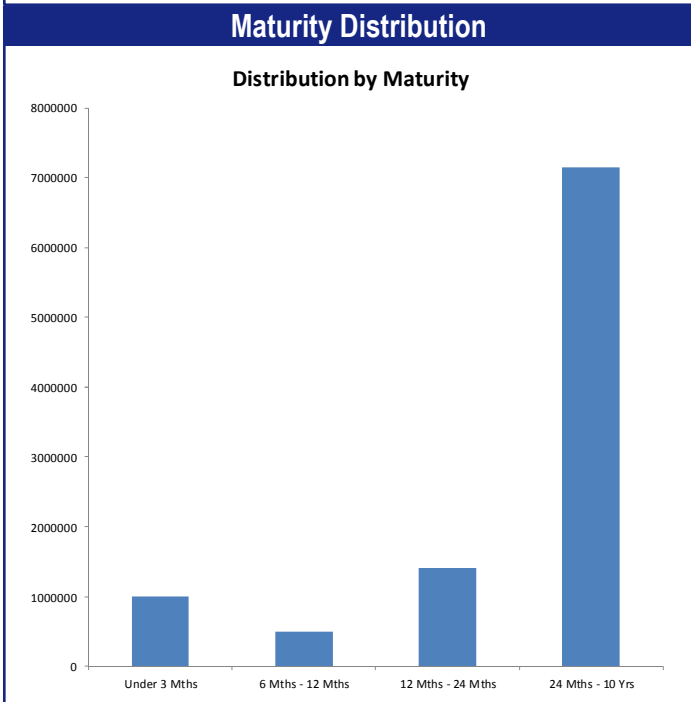
2/27/2014
12:31 PM



Baird Public Investment Advisors
Monthly Investment Report
Fremont City Schools
US Bank Acct #001050970931
 December 31, 2013

Monthly Cash Flow Activity	
From 11-30-13 through 12-31-13	
Beginning Book Value	10,057,895.88
Contributions	-
Withdrawals	-
Realized Gains/Losses	-
Gross Interest Earnings	4,128.25
Ending Book Value	10,062,024.13

Market Value Summary				
Security Type	Market Value	Pct. Assets	Avg Yield at Cost	Wght Avg Mat
Money Market Fund				
MONEY MARKET FUND	3,896.02	0.0	0.01	0.00
Fixed Income				
U.S. GOVERNMENT AGENCY NOTES	8,536,833.24	84.8	0.62	2.32
U.S. TREASURY NOTES	513,632.16	5.1	0.38	1.99
Accrued Interest	10,365.22	0.1		
Commercial Paper				
COMMERCIAL PAPER	999,550.00	9.9	0.25	0.24
TOTAL PORTFOLIO	10,064,276.64	100.0	0.57	2.10



Disclosure: Baird's internal accounting system is used as the source of the market value of this account. Although obtained from a source believed to be reliable, we cannot guarantee its accuracy. Investment earnings are net of management fees. You should review all account statements provided by the custodian and compare with the statements provided by Baird.

Baird Public Investment Advisors
 Portfolio Holdings Report
Fremont City Schools
US Bank Acct #001050970931
 December 31, 2013



Quantity	Cusip	Security Description	Moody's	S&P	Cost Basis	Market Value	Yield at Cost	Wtd Maturity
U.S. GOVERNMENT AGENCY NOTES								
500,000	3134G3H78	Federal Home Ln Mtg 0.350% Due 12-05-14	Aaa	AA+	499,935.00	500,779.00	0.36	0.93
900,000	3134G36G0	Federal Home Ln Mtg 0.350% Due 03-18-15	Aaa	AA+	899,910.00	900,728.10	0.36	1.21
505,000	3134G3J76	Federal Home Ln Mtg 0.450% Due 09-04-15	Aaa	AA+	505,000.00	505,570.65	0.45	1.67
1,000,000	3135G0TT0	Federal Natl Mtg Assoc 0.500% Due 01-29-16	Aaa	AA+	999,700.00	998,885.00	0.51	2.06
505,000	3134G36A3	Federal Home Ln Mtg 0.600% Due 03-28-16	Aaa	AA+	505,000.00	505,349.46	0.60	2.22
900,000	3135G0VA8	Federal Natl Mtg Assoc 0.500% Due 03-30-16	Aaa	AA+	899,964.00	899,032.50	0.50	2.23
1,070,000	3137EADQ9	Federal Home Ln Mtg 0.500% Due 05-13-16	Aaa	AA+	1,069,539.90	1,068,705.30	0.52	2.35
420,000	3136G1RV3	Federal Natl Mtg Assoc 0.950% Due 10-28-16	Aaa	AA+	420,000.00	420,238.98	0.95	2.78
1,000,000	3136G05H0	Federal Natl Mtg Assoc 0.700% Due 11-21-16	Aaa	AA+	1,000,000.00	996,993.00	0.70	2.85
750,000	3136G1FG9	Federal Natl Mtg Assoc 0.800% Due 02-27-17	Aaa	AA+	750,000.00	746,549.25	0.80	3.10
1,000,000	3137EADH9	Federal Home Ln Mtg 1.000% Due 06-29-17	Aaa	AA+	996,650.00	994,002.00	1.10	3.43
	Accrued Interest					10,361.65		
					8,545,698.90	8,547,194.89	0.62	2.32
U.S. TREASURY NOTES								
515,000	912828A67	US Treasury Note 0.250% Due 12-31-15	Aaa	AA+	513,672.27	513,632.16	0.38	1.99
	Accrued Interest					3.58		
					513,672.27	513,635.74	0.38	1.99
COMMERCIAL PAPER								
1,000,000	4662J1CU2	JP Morgan 0.000% Due 03-28-14	P-1	A-1	998,756.94	999,550.00	0.25	0.24
MONEY MARKET FUND								
	USBMMF	First American Treasury Obligations Fund			3,896.02	3,896.02	0.01	
TOTAL PORTFOLIO					10,062,024.13	10,064,276.64	0.57	2.10

Disclosure: Baird's internal accounting system is used as the source of the market value of this account. Although obtained from a source believed to be reliable, we cannot guarantee its accuracy. Investment earnings are net of management fees. You should review all account statements provided by the custodian and compare with the statements provided by Baird.



Baird Public Investment Advisors
INCOME - SETTLED TRADES
Fremont City Schools
US Bank Acct #001050970931
Attn: David Chambers
From 12-01-13 Through 12-31-13

<u>Ex-Date</u>	<u>Pay-Date</u>	<u>Security</u>	<u>Amount</u>
U.S. GOVERNMENT AGENCY NOTES			
12-05-13	12-05-13	Federal Home Ln Mtg 0.350% Due 12-05-14	875.00
12-26-13	12-26-13	Federal Home Ln Mtg 1.000% Due 06-29-17	-4,916.66
12-29-13	12-29-13	Federal Home Ln Mtg 1.000% Due 06-29-17	5,000.00
12-30-13	12-30-13	Federal Home Ln Mtg 1.250% Due 09-30-16	3,125.00
			<hr/> 4,083.34
COMMERCIAL PAPER - COUPON BEARING			
12-30-13	12-30-13	US Bank 0.100% Due 12-30-13	44.91
			<hr/>
NET INCOME			4,128.25



Baird Public Investment Advisors
REALIZED GAINS AND LOSSES - SETTLED TRADES
Fremont City Schools
US Bank Acct #001050970931
Attn: David Chambers
From 12-01-13 Through 12-31-13

Open Date	Close Date	Quantity	Security	Cost Basis	Proceeds	Gain Or Loss	
						Short Term	Long Term
09-30-13	12-30-13	1,000,000	Federal Home Ln Mtg 1.250% Due 09-30-16	1,000,000.00	1,000,000.00	0.00	
TOTAL GAINS						0.00	0.00
TOTAL LOSSES						0.00	0.00
TOTAL REALIZED GAIN/LOSS				0.00			



Baird Public Investment Advisors
INCOME - SETTLED TRADES
Fremont City Schools
US Bank Acct #001050970931
Attn: David Chambers
From 12-01-13 Through 12-31-13

<u>Ex-Date</u>	<u>Pay-Date</u>	<u>Security</u>	<u>Amount</u>
U.S. GOVERNMENT AGENCY NOTES			
12-05-13	12-05-13	Federal Home Ln Mtg 0.350% Due 12-05-14	875.00
12-26-13	12-26-13	Federal Home Ln Mtg 1.000% Due 06-29-17	-4,916.66
12-29-13	12-29-13	Federal Home Ln Mtg 1.000% Due 06-29-17	5,000.00
12-30-13	12-30-13	Federal Home Ln Mtg 1.250% Due 09-30-16	3,125.00
			<hr/> 4,083.34
COMMERCIAL PAPER - COUPON BEARING			
12-30-13	12-30-13	US Bank 0.100% Due 12-30-13	44.91
			<hr/>
NET INCOME			4,128.25



Baird Public Investment Advisors
REALIZED GAINS AND LOSSES - SETTLED TRADES
Fremont City Schools
US Bank Acct #001050970931
Attn: David Chambers
From 12-01-13 Through 12-31-13

Open Date	Close Date	Quantity	Security	Cost Basis	Proceeds	Gain Or Loss		
						Short Term	Long Term	
09-30-13	12-30-13	1,000,000	Federal Home Ln Mtg 1.250% Due 09-30-16	1,000,000.00	1,000,000.00	0.00		
TOTAL GAINS						0.00	0.00	
TOTAL LOSSES						0.00	0.00	
TOTAL REALIZED GAIN/LOSS				0.00	1,000,000.00	1,000,000.00	0.00	0.00

FREMONT CITY SCHOOL DISTRICT

Permanent Improvement Fund

Cash Flow Analysis

Date	Permanent Improvement Description	Receipts	Expenditures	Balance
July 2012	2nd 1/2 Real Property Adv #1	\$ 149,000.00		\$686,819.06
	Hayes Fencing Repair		\$ 201.00	\$686,618.06
	Engineering Design Services for Repaving Ross Lot		\$ 3,000.00	\$683,618.06
	Hayes and Stamm Landscapping Plants		\$ 1,695.35	\$681,922.71
	New District Office Radio		\$ 912.00	\$681,010.71
	CD-Rom for Adamson/Morrison's Law for Business		\$ 3,652.00	\$677,358.71
	Tranfer Prior Year Expense	\$ (14,623.61)		\$662,735.10
	Administration Building		\$ 125,402.00	\$537,333.10
	iPads and iPad Cart		\$ 10,179.95	\$527,153.15
	Kenwood Handheld Radio Package		\$ 1,284.00	\$525,869.15
	Ross Natatorium Pool Temer Room A/C		\$ 270.00	\$525,599.15
	2nd 1/2 Real Property Settlement	\$ 163,271.81		\$688,870.96
	2nd 1/2 Real Property Settlement Fees		\$ 7,636.48	\$681,234.48
August	Tuck Point and Water Repellent to Washington/Bus Garage		\$ 19,053.00	\$662,181.48
	Open PO for July - Sept Repairs		\$ 391.87	\$661,789.61
	Fence for around Shed at FMS		\$ 1,445.00	\$660,344.61
	Otis -Restroom Partitions Installation		\$ 6,512.00	\$653,832.61
	Hayes - Ashohalt and Concrete Removal		\$ 960.00	\$652,872.61
	Otis - Carpet Installation in Kindergartens		\$ 7,377.48	\$645,495.13
	Portables Removed		\$ 13,650.00	\$631,845.13
	Bid Notice for Ross Parking Lot		\$ 437.22	\$631,407.91
	Natorium Timer Room A/C Mini Split System		\$ 4,488.00	\$626,919.91
	Equipment for iPad Cart - Wireless Router DLINK		\$ 124.91	\$626,795.00
	Accounting Textbooks		\$ 3,978.70	\$622,816.30
	Ross - Dispose of Old/Install New Flooring		\$ 2,082.83	\$620,733.47
	Natorium Sealant and Supplies		\$ 4,989.68	\$615,743.79
	Ross - Parking Lot Repaving		\$ 162,576.00	\$453,167.79
	Repair of Flooring		\$ 515.00	\$452,652.79
	Prep Guide		\$ 1,021.20	\$451,631.59
	Rebate	\$ 240.00		\$451,871.59
	2nd 1/2 Manufactured Homes Settlement	\$ 587.15		\$452,458.74
	2nd 1/2 Manufactured Homes Settlement Fees		\$ 158.85	\$452,299.89
	Homestead/Rollback	\$ 47,534.23		\$499,834.12
	Homestead/Rollback Fees		\$ 405.31	\$499,428.81
	Reduction To Expense		\$ (8,651.90)	\$508,080.71
September	Floor Coverings - Wiper/Scraper Rugs for District Buildings		\$ 12,455.16	\$495,625.55
	Kenwood TK-3360 Handheld Radio Package		\$ 321.00	\$495,304.55
	Table at FMS		\$ 725.00	\$494,579.55
	Hilty Rebate		\$ (1,000.00)	\$495,579.55
	Knox Box Reimbursement		\$ (380.00)	\$495,959.55
	Transfer to Bus Fund		\$ 45,000.00	\$450,959.55
	Transfer to Turf Fund		\$ 80,000.00	\$370,959.55
	Transfer to Athletic Resurfacing Fund		\$ 10,000.00	\$360,959.55
	Transfer to Weight Room Fund		\$ 20,000.00	\$340,959.55
	Transfer to Vehicle Replacement Fund		\$ 20,000.00	\$320,959.55
	Portables Removed at Atkinson, Croghan, Otis, Ross and Sacred Heart		\$ 4,500.00	\$316,459.55
	Atkinson Repairs to Soffit		\$ 7,489.00	\$308,970.55
	Track Landscapping		\$ 1,245.00	\$307,725.55
	Little Giant and Streak Restoration at Stadium		\$ 500.00	\$307,225.55

FREMONT CITY SCHOOL DISTRICT

Permanent Improvement Fund

Cash Flow Analysis

Date	Permanent Improvement Description	Receipts	Expenditures	Balance
October	Phoenix Vertical Fireproof File Cabinets		\$ 4,731.00	\$302,494.55
	Phoenix Firefighter Fireproof Digital Safe		\$ 699.00	\$301,795.55
	Floorcovering - Atkinson, Stamm		\$ 1,051.06	\$300,744.49
	Seal and Stipe Asphalt - Croghan		\$ 4,990.00	\$295,754.49
	Landscapping - Croghan		\$ 2,368.50	\$293,385.99
	Light Bulbs for Pool		\$ 875.79	\$292,510.20
	Repair to South Air Handler in Gym - Ross		\$ 7,750.00	\$284,760.20
	ScanDisk Cruzer Facet 8GB		\$ 243.50	\$284,516.70
	School Outfitters Molded Plastic Tables		\$ 890.93	\$283,625.77
	Garmin Nuvi 50LM Units		\$ 2,054.23	\$281,571.54
	Change Order to Admin Building		\$ 12,386.25	\$269,185.29
	Removal of Burner, Refactory, Set New Burner		\$ 2,215.00	\$266,970.29
	Manufactured Homes Rollback	\$ 279.30		\$267,249.59
November	Manufactured Homes Homestead	\$ 700.13		\$267,949.72
	By-Pass Damper and System Pilot Tool		\$ 1,495.00	\$266,454.72
	Office Furniture - Washington		\$ 2,737.25	\$263,717.47
	2nd 1/2 Personal Property Settlement	\$ 34.35		\$263,751.82
	2nd 1/2 Personal Property Settlement Fees		\$ 4.98	\$263,746.84
	Tangible Personal Property Tax Loss Reimbursement	\$ 31,896.30		\$295,643.14
Electrical Work - Ross		\$ 2,949.00	\$292,694.14	
December	No Expenditures		\$ -	\$292,694.14
January	Stamm - Boiler Retubing		\$ 4,709.68	\$287,984.46
	Washington - Office Furniture		\$ 2,786.75	\$285,197.71
	H P Laser Jet		\$ 695.00	\$284,502.71
	1st 1/2 Real Property Tax Advance	\$ 63,000.00		\$347,502.71
	Croghan - Eco Plus		\$ 1,246.40	\$346,256.31
February	Ubiquiti UniFi UAP-PRO WiFi System		\$ 832.00	\$345,424.31
March	1st 1/2 Real Property Settlement	\$ 288,189.40		\$633,613.71
	1st 1/2 Real Property Settlement Expense		\$ 8,344.07	\$625,269.64
	FMS - Snow Blower		\$ 422.34	\$624,847.30
April	300 Series Deluxe Folding Chairs and Shipping		\$ 2,656.60	\$622,190.70
	Lutz - Curved Vertical Blinds		\$ 512.96	\$621,677.74
	Stadium - Keypad for doors		\$ 1,115.00	\$620,562.74
	Dotworkz D2 Standard Cameras		\$ 1,493.59	\$619,069.15
	Hayes PA System Upgrade for Classrooms		\$ 4,972.00	\$614,097.15
	Homestead/Rollback Settlement	\$ 46,153.89		\$660,251.04
	Homestead/Rollback Settlement Fees		\$ 393.50	\$659,857.54
	Otis - Additional Buzz-in Door		\$ 1,390.00	\$658,467.54
Lutz - Pump Replacement		\$ 4,306.00	\$654,161.54	
May	iPad with Dock, Wifi, Engraving, and Smart Cover		\$ 8,260.00	\$645,901.54
	1st 1/2 Manufactured Homestead/Rollback	\$ 1,167.95		\$647,069.49
	1st 1/2 Manufactured Homestead/Rollback Fees		\$ 128.50	\$646,940.99
	Tangible Personal Property Tax Loss	\$ 31,896.29		\$678,837.28
June	Apple Refund		\$ (464.00)	\$679,301.28
	Ross - Architectural Services Restrooms		\$ 6,000.00	\$673,301.28
	Ross - Change Order - Electrical Upgrade		\$ 24,091.00	\$649,210.28
	Transfer to Facilities Maintenance Fund		\$ 281,169.74	\$368,040.54
	1st 1/2 Tangible Personal Property Settlement	\$ 33.14		\$368,073.68
	1st 1/2 Tangible Personal Property Settlement Fee		\$ 4.81	\$368,068.87
July 2013	Apple iPad WiFi 64GB, Engraving, AppleCare+		\$ 563.56	\$367,505.31
	2nd 1/2 Real Property Advance	\$ 139,000.00		\$506,505.31
	2nd 1/2 Real Property Settlement	\$ 162,101.29		\$668,606.60

FREMONT CITY SCHOOL DISTRICT
Permanent Improvement Fund
Cash Flow Analysis

Date	Permanent Improvement Description	Receipts	Expenditures	Balance
	2nd 1/2 Real Property Settlement Fees		\$ 7,220.94	\$661,385.66
August	Carpet at District Buildings		\$ 51,501.15	\$609,884.51
	Galley Left Serving Line, Corner, Salad Bar, Hot Food		\$ 5,000.84	\$604,883.67
	Right Side Serving Line		\$ 4,992.96	\$599,890.71
	Transfers to Bus Replacement, Stadium, Track, Vehicle and Pool Funds		\$ 123,400.00	\$476,490.71
	Donations	\$ 11,000.00		\$476,490.71
September	Bus Video Camera Security Package		\$ 12,850.00	\$474,640.71
	Homestead/Rollback Settlement	\$ 46,399.93		\$521,040.64
	Homestead/Rollback Settlement Fees		\$ 418.42	\$520,622.22
	Donations	\$ (11,000.00)		\$509,622.22
October	2nd 1/2Manufactured Home Settlement	\$ 567.25		\$510,189.47
	2nd 1/2Manufactured Home Settlement Fees		\$ 161.14	\$510,028.33
	Move expense from 001		\$ 3,690.98	\$506,337.35
	Patch Panel, WiFi System, Shipping		\$ 3,100.00	\$503,237.35
	Shielded Jack, Shielded Patch Cable		\$ 202.00	\$503,035.35
	Asbestos Tile Removal - Atkinson		\$ 4,515.00	\$498,520.35
	iPad Mini, Applecare, iPad Smartcover		\$ 6,670.00	\$491,850.35
	Smartboard, ELMO, Shipping		\$ 4,295.00	\$487,555.35
	2nd 1/2 Manufactured Home Homestead	\$ 727.65		\$488,283.00
November	VbiQuitit Touchable Pr		\$ 695.95	\$487,587.05
	Bridge #2 - Tangible Personal Property Loss Reimb.	\$ 31,896.29		\$519,483.34
December	Removal of Soil Under Playgrounds except Washington		\$ 19,000.00	\$500,483.34
	Lutz PTO Donation	\$ 2,000.00		\$502,483.34
	Ubiquiti UniFi VAP-Pro WiFi and Shipping		\$ 2,012.00	\$500,471.34
	Google Chromebook Mgt Software License, Laser Etching		\$ 25,100.00	\$475,371.34
	Infocus Projector, ELMO TT-12 Document Camera		\$ 963.67	\$474,407.67
	Professional Services for Engineering and Design		\$ 7,800.00	\$466,607.67
	Smart Board and Shipping		\$ 1,449.00	\$465,158.67
	4 Ton R410A Pkgd HVAC Unit		\$ 2,998.00	\$462,160.67
	4 Ton R410A Pkgd HVAC Unit		\$ 2,998.00	\$459,162.67
	Toshiba TECRA Laptop, Replicator and Carrying Case		\$ 3,819.75	\$455,342.92
	Toshiba TECRA Laptop, Replicator and Carrying Case		\$ 3,819.75	\$451,523.17
	Fiscal Year Totals	\$ 382,692.41	\$ 299,238.11	

FREMONT CITY SCHOOL DISTRICT Tax Abatement FundCash Flow Analysis

Date	Tax Abatement Description	Receipts	Expenditures	Balance
				\$5,241,108.42
July 1, 2012	Abatement	\$9,120.36		\$5,250,228.78
	Ross Electrical Upgrade Design		\$2,531.75	\$5,247,697.03
	LFI - New FMS		\$206.88	\$5,247,490.15
	Abatement	\$7,800.00		\$5,255,290.15
August	LFI - New FMS		\$206.88	\$5,255,083.27
	Ross Wireless Equipment and Installation		\$76,000.00	\$5,179,083.27
September	Ross Electrical Upgrade Design		\$4,725.00	\$5,174,358.27
	LFI - New FMS		\$206.88	\$5,174,151.39
	Ross Electrical Upgrade Parts and Labor		\$168,447.98	\$5,005,703.41
October	Move Exp from 003		\$21,049.40	\$4,984,654.01
	Textbooks		\$122,086.93	\$4,862,567.08
	Ross Electrical Upgrade Design		\$525.00	\$4,862,042.08
	K-12 Science Education Practices		\$72.86	\$4,861,969.22
	Textbooks		\$29,032.50	\$4,832,936.72
	Textbooks		\$16,183.30	\$4,816,753.42
	Storytown		\$1,631.80	\$4,815,121.62
	LFI - New FMS		\$206.88	\$4,814,914.74
November	LFI - New FMS		\$206.88	\$4,814,707.86
	Harcourt - Textbook Refund		(\$1,631.80)	\$4,816,339.66
December	LFI - New FMS		\$206.88	\$4,816,132.78
	Textbooks		\$2,806.15	\$4,813,326.63
	Textbooks		\$27,873.88	\$4,785,452.75
Janaury	LFI - New FMS		\$206.88	\$4,785,245.87
	Textbook Expenses moved from GF		\$242,367.98	\$4,542,877.89
February	Transfer to GF		\$200,000.00	\$4,342,877.89
March	No Activity			\$4,342,877.89
April	Toshiba Laptop, Replicator and Case		\$69,258.98	\$4,273,618.91
	Abatement	\$676,000.00		\$4,949,618.91
May	Abatement	\$19,600.00		\$4,969,218.91
	Ross Electrical - JDRM Engineering		\$630.00	\$4,968,588.91
June	Ross Electrical Upgrade		\$13,253.02	\$4,955,335.89
July 1, 2013	Textbooks		\$88,084.66	\$4,867,251.23
August	Abatement	\$7,800.00		\$4,875,051.23
	Chromebook Extended Warrenty		\$133.02	\$4,874,918.21
	High School Study Guides and Teacher Ed		\$4,712.95	\$4,870,205.26
	Elementary Workbooks		\$5,260.99	\$4,864,944.27
September	MPS		2.93	\$4,864,941.34

FREMONT CITY SCHOOL DISTRICT Tax Abatement FundCash Flow Analysis

Date	Tax Abatement Description	Receipts	Expenditures	Balance
	Scholastic		\$8,836.17	\$4,856,105.17
	Houghton Mifflin Harcourt		\$21,708.70	\$4,834,396.47
	McGraw Hill Education		\$45,119.09	\$4,789,277.38
	Pearson Education		\$60,120.32	\$4,729,157.06
	CPO Science		\$805.60	\$4,728,351.46
	Toshiba Laptop, Carry Case and Replicator		\$2,629.98	\$4,725,721.48
	Abatement	\$9,120.36		\$4,734,841.84
October	Smartboard Mobile Floor Stand, Infocus Projector		\$1,061.00	\$4,733,780.84
	Move expense to 003		(\$3,690.98)	\$4,737,471.82
	Textbooks, Storytown		\$70,989.72	\$4,666,482.10
November	Textbooks		\$34,284.06	\$4,632,198.04
December	Pearson Education Credit		(\$5,966.82)	\$4,638,164.86
	DEMCO Supplies		\$2,795.17	\$4,635,369.69
	Shipping - American Government: Power and Pur		\$99.54	\$4,635,270.15
	Fiscal Year Totals	\$16,920.36	\$336,986.10	

-- Options Summary --

Summary or detail report? (S,D) D
Output file: FINSUM.TXT
Print options page? (Y,N) Y
Generate FINDET report for comparison? (Y,N) N
!Sort options: FS
Include funds with zero balances in all fields? (Y,N) Y
Include future encumbrance amounts? (Y,N) N

BAT_FINSUM executed by FREMONT_NC on node NOECA3:: at 13-JAN-2014 12:27:33.74

Date: 01/13/2014
 Time: 12:27 pm

FREMONT CITY SCHOOL DISTRICT
 Financial Report by Fund/SCC

Fund #	Fund Description	FYTD Receipts	MTD Expenditures	FYTD Expenditures	Current Fund Balance	Current Encumbrances	Unencumbered Fund Balance	Bank Code
001 0000	GENERAL FUND	17,975,759.30	2,827,866.71	17,918,223.39	6,295,851.90	665,953.36	5,629,898.54	
6,238,315.99	1,206,129.00							
001 9000	TECHNOLOGY FUND - DISTRICT WIDE	7,632.50	0.00	28,089.90	13,352.07-	0.00	13,352.07-	
7,105.33	290.00							
001 9001	GENERAL FEE - ATKINSON	1,182.50	2,648.25	4,275.61	2,978.11-	3,330.94	6,309.05-	
115.00	207.50							
001 9002	GENERAL FEE - CROGHAN	573.45	1,268.76	3,934.81	1,578.50-	3,678.36	5,256.86-	
1,782.86	0.00							
001 9003	GENERAL FEE - HAYES	881.90	2,109.25	4,527.04	2,690.26-	2,655.65	5,345.91-	
954.88	25.00							
001 9004	GENERAL FEE - LUTZ	3,795.00	122.75	1,157.96	8,592.82	811.90	7,780.92	
5,955.78	175.00							
001 9005	GENERAL FEE - OTIS	895.00	1,664.75	3,610.37	1,730.98-	5,505.25	7,236.23-	
984.39	25.00							
001 9006	GENERAL FEE - STAMM	2,937.99	2,431.92	5,858.65	2,751.35-	2,628.88	5,380.23-	
169.31	50.00							
001 9007	GENERAL FEE - WASHINGTON	1,862.50	0.00	229.49	4,937.54	1,091.58	3,845.96	
3,304.53	25.00							
001 9008	GENERAL FEE - ATKINSON	0.00	0.00	0.00	0.00	0.00	0.00	
0.00	0.00							
001 9009	GENERAL FEE - CROGHAN	0.00	0.00	0.00	0.00	0.00	0.00	
0.00	0.00							
001 9010	FMS-SIXTH GRADE STUDENT FEES YR 11-12	12.50	0.00	706.21	12.50	0.00	12.50	
706.21	0.00							
001 9013	GENERAL FEE - STAMM	0.00	0.00	1,700.49	0.00	0.00	0.00	
1,700.49	0.00							
001 9020	GENERAL FEE - STAMM	0.00	0.00	0.00	0.00	0.00	0.00	
0.00	0.00							
001 9050	ELEMENTARY MUSIC	10.00	0.00	722.51	690.51-	0.00	690.51-	
22.00	2.00							
001 9100	WORKBOOKS - ROSS	459.25	0.00	1,451.69	132.61	0.00	132.61	
1,125.05	15.50							

Date: 01/13/2014
 Time: 12:27 pm

FREMONT CITY SCHOOL DISTRICT
 Financial Report by Fund/SCC

Fund #	Fund Description	FYTD Receipts	MTD Expenditures	FYTD Expenditures	Current Fund Balance	Current Encumbrances	Unencumbered Fund Balance	Bank Code
001 9101	ROSS ID TAGS 6,047.84	21.00	698.50	0.00	1,086.26	5,660.08	0.00	5,660.08
001 9102	SAFETY GLASSES - ROSS 203.55	0.00	0.00	0.00	203.55	192.00	11.55	
001 9103	ART FUND - ROSS 4,779.93	98.00	3,885.07	0.00	11,753.86	3,088.86-	0.00	3,088.86-
001 9104	HOME ECONOMICS - ROSS 1,081.85	94.50	514.50	368.87	1,825.27	228.92-	474.73	703.65-
001 9105	WOODS - ROSS 2,302.11	50.50	1,295.00	0.00	1,729.96	1,867.15	452.61	1,414.54
001 9106	ENERGY & POWER - ROSS 2,691.66	0.00	60.00	0.00	0.00	2,751.66	202.82	2,548.84
001 9107	METALS - ROSS 1,123.74	0.00	0.00	0.00	0.00	1,123.74	0.00	1,123.74
001 9108	COMPUTER TECHNOLOGY - ROSS 8,020.05	21.00	693.75	0.00	0.00	8,713.80	0.00	8,713.80
001 9109	PHOTOGRAPHY - ROSS 741.67	45.00	1,249.00	0.00	1,728.74	261.93	569.96	308.03-
001 9110	SCIENCE - ROSS 3,715.93	153.50	3,844.80	0.00	17,081.78	9,521.05-	1,194.41	10,715.46-
001 9111	BUSINESS - ROSS 2,650.85	15.00	818.25	0.00	759.94	2,709.16	0.00	2,709.16
001 9112	ENGINEERING DESIGN - ROSS 686.67	0.00	0.00	0.00	0.00	686.67	0.00	686.67
001 9113	MATH/ROSS 1,887.23	52.75	885.75	0.00	0.00	2,772.98	0.00	2,772.98
001 9114	APPLIED MANUFACTURING & TECHNOLOGY 1,428.72	0.00	0.00	0.00	0.00	1,428.72	0.00	1,428.72
001 9115	ROSS PARKING 2,129.21	0.00	3,880.00	0.00	220.00	5,789.21	1,375.00	4,414.21
001 9116	FIRST AID & SAFETY/ROSS 667.17	0.00	25.00	0.00	0.00	692.17	0.00	692.17

Date: 01/13/2014
 Time: 12:27 pm

FREMONT CITY SCHOOL DISTRICT
 Financial Report by Fund/SCC

Fund #	Fund Description	FYTD Receipts	MTD Expenditures	FYTD Expenditures	Current Fund Balance	Current Encumbrances	Unencumbered Fund Balance	Bank Code
001 9117	BIOLOGY AP/ROSS 0.00	0.00	175.00	0.00	0.00	175.00	0.00	175.00
001 9118	CHEMISTRY AP/ROSS 2,014.49	0.00	100.00	0.00	0.00	2,114.49	0.00	2,114.49
001 9119	PHYSICS AP/ROSS 1,333.46	0.00	0.00	0.00	0.00	1,333.46	494.00	839.46
001 9120	BAND - ROSS 1,794.27	104.50	1,707.75	178.60	2,842.80	659.22	775.00	115.78-
001 9121	GOVERNMENT - ROSS 340.98	0.00	0.00	0.00	0.00	340.98	0.00	340.98
001 9122	MUSIC DEPARTMENT CLEANING FEES 743.98	0.00	0.00	0.00	75.00	668.98	225.00	443.98
001 9123	SCHOOL PLANNERS 1,595.04	40.00	1,287.00	0.00	4,236.00	1,353.96-	0.00	1,353.96-
001 9125	FOREIGN LANGUAGES - ROSS 1,025.75	10.00	1,388.50	0.00	4,360.44	1,946.19-	0.00	1,946.19-
001 9200	MIDDLE SCHOOL CALCULATORS 966.35	23.00	678.15	0.00	5,866.31	4,221.81-	0.00	4,221.81-
001 9201	MIDDLE SCHOOL ID TAGS/PLANNERS 456.50	7.00	1,081.21	0.00	2,504.92	967.21-	0.00	967.21-
001 9203	ART - MIDDLE SCHOOL 148.66	26.00	1,234.00	0.00	4,527.82	3,145.16-	0.00	3,145.16-
001 9205	MATERIALS & PROCESSING - MIDDLE SCHOOL 629.50	0.00	535.50	0.00	3,196.15	2,031.15-	0.00	2,031.15-
001 9206	FMS-CULTURAL CONNECTION-FOREIGN LANGUAGE 0.00	0.00	22.00	0.00	0.00	22.00	0.00	22.00
001 9210	SCIENCE - MIDDLE SCHOOL 918.79	14.00	782.00	0.00	6,071.90	4,371.11-	622.66	4,993.77-
001 9211	CHOIR - MIDDLE SCHOOL 52.50	0.00	105.00	0.00	682.50	525.00-	0.00	525.00-
001 9212	BAND - MIDDLE SCHOOL 730.42	0.00	513.50	91.80	4,385.10	3,141.18-	397.65	3,538.83-

Date: 01/13/2014
 Time: 12:27 pm

FREMONT CITY SCHOOL DISTRICT
 Financial Report by Fund/SCC

Fund #	Fund Description	FYTD Receipts	MTD Expenditures	FYTD Expenditures	Current Fund Balance	Current Encumbrances	Unencumbered Fund Balance	Bank Code
001 9213	INDUSTRIAL TECH - MIDDLE SCHOOL 378.43	0.00	356.00	0.00	2,861.51	2,127.08-	301.29	2,428.37-
001 9214	COMPUTER & KEYBOARDING - MIDDLE SCHOOL 1,975.55	0.00	116.50	0.00	450.00	1,642.05	0.00	1,642.05
001 9216	ORCHESTRA - MIDDLE SCHOOL 346.50	8.00	179.00	273.26	273.26	252.24	907.50	655.26-
001 9300	BUS PURCHASES - STATE MONIES 0.00	0.00	0.00	0.00	0.00	0.00	0.00	0.00
001 9301	HANDICAPPED BUS PURCHASES - STATE MONIES 0.00	0.00	0.00	0.00	0.00	0.00	0.00	0.00
001 9302	BUS PURCHASES - LOCAL 4,050.00	0.00	0.00	0.00	0.00	4,050.00	0.00	4,050.00
001 9303	MEDICAID SCHOOL PROGRAM 225,567.32	6,935.85	25,786.92	14,970.82	65,219.12	186,135.12	13,900.00	172,235.12
001 9304	TAX ABATEMENT 4,955,335.89	0.00	16,920.36	3,072.11-	336,986.10	4,635,270.15	9,053.39	4,626,216.76
001 9305	AUCTION FUNDING 50,887.70	0.00	0.00	0.00	0.00	50,887.70	0.00	50,887.70
001 9306	CASINO REVENUE 89,709.43	0.00	106,532.84	4,235.00	18,981.23	177,261.04	75,033.77	102,227.27
001 9600	BAND - ROSS 2,496.69	25.00	2,547.50	60.00	8,817.31	3,773.12-	2,321.00	6,094.12-
001 9601	ELEMENTARY BAND - DISTRICT WIDE 50.00	0.00	120.00	0.00	0.00	170.00	0.00	170.00
001 9602	ELEMENTARY ORCHESTRA - DISTRICT WIDE 230.00	0.00	510.00	0.00	0.00	740.00	0.00	740.00
001 9603	ORCHESTRA - ROSS 1,812.97	0.00	152.50	90.00	1,411.79	553.68	18.00	535.68
001 9604	CHOIR - ROSS 205.74	6.50	142.36	51.00	668.68	320.58-	786.00	1,106.58-
002 9004	NOTE - INCOME TAX 300.67	0.00	0.00	0.00	0.00	300.67	0.00	300.67

Date: 01/13/2014
 Time: 12:27 pm

FREMONT CITY SCHOOL DISTRICT
 Financial Report by Fund/SCC

Fund #	Fund Description	FYTD Receipts	MTD Expenditures	FYTD Expenditures	Current Fund Balance	Current Encumbrances	Unencumbered Fund Balance	Bank Code
002	9800 2008 ENP 779,359.89	0.00	568,408.14	0.00	381,844.95	965,923.08	0.00	965,923.08
003	0000 PERMANENT IMPROVEMENT FUND 368,068.87	2,000.00	382,692.41	69,960.17	299,238.11	451,523.17	175,071.38	276,451.79
003	9000 P I BUS FUND 90,000.00	0.00	45,000.00	0.00	0.00	135,000.00	0.00	135,000.00
003	9001 STADIUM 242,000.00	0.00	50,000.00	0.00	0.00	292,000.00	0.00	292,000.00
003	9002 ATHLETIC RESURFACING FUND 10,000.00	0.00	10,000.00	0.00	0.00	20,000.00	0.00	20,000.00
003	9003 WEIGHT ROOM FUND 20,000.00	0.00	20,323.49	0.00	0.00	40,323.49	40,323.49	0.00
003	9004 VEHICLE FUND - NON BUS 11,600.00	0.00	13,400.00	0.00	15,050.00	9,950.00	0.00	9,950.00
003	9005 POOL EQUIPMENT 0.00	0.00	5,000.00	0.00	0.00	5,000.00	0.00	5,000.00
003	9012 SCOREBOARD FUND 12.75	0.00	0.00	0.00	0.00	12.75	0.00	12.75
003	9013 RETAINED INTEREST 3.11	0.00	0.00	0.00	0.00	3.11	0.00	3.11
004	9800 2008 ENP BUILDING FUND 1,028.55	0.00	0.00	0.00	0.00	1,028.55	0.00	1,028.55
006	0000 FOOD SERVICE FUND 1,667,192.83	172,178.98	754,098.36	154,290.20	708,529.50	1,712,761.69	127,018.62	1,585,743.07
006	9009 SCHOOL BREAKFAST GRANT 1,000.00	0.00	0.00	0.00	0.00	1,000.00	0.00	1,000.00
006	932N ARRA CAFETERIA EQUIPMENT ASSISTANCE 0.00	0.00	0.00	0.00	0.00	0.00	0.00	0.00
007	9000 A C NICHOLS CHARITABLE TRUST 6,884.38	0.00	768.00	0.00	0.00	7,652.38	0.00	7,652.38
007	9035 PEARL SETZLER TRUST FUND 95,840.56	225.45	455.38	0.00	0.00	96,295.94	0.00	96,295.94

Date: 01/13/2014
 Time: 12:27 pm

FREMONT CITY SCHOOL DISTRICT
 Financial Report by Fund/SCC

Fund #	Fund Description	FYTD Receipts	MTD Expenditures	FYTD Expenditures	Current Fund Balance	Current Encumbrances	Unencumbered Fund Balance	Bank Code
007 9050	DORA O'FARRELL ART SCHOLARSHIP FUND	1,000.00	0.00	0.00	1,000.00	0.00	1,000.00	
007 9103	SARA HORN MEMORIAL SCHOLARSHIP	17,041.10	0.00	0.00	17,041.10	0.00	17,041.10	
007 9104	SARA HORN MEMORIAL SCHOLARSHIP INTEREST	12.60	9.35	26.78	39.38	0.00	39.38	
007 9105	Fremont Federation of Women Scholarship	4,900.00	0.00	0.00	4,900.00	0.00	4,900.00	
007 9150	DORA O'FARRELL ART SCHOLARSHIP INTEREST	953.45	0.00	3.77	957.22	0.00	957.22	
007 9201	LAURA KRIDLER TRUST FUND	1,000.00	0.00	0.00	1,000.00	0.00	1,000.00	
007 9202	MARGARET FOX TRUST FUND	1,000.00	0.00	0.00	1,000.00	0.00	1,000.00	
007 9206	BERTHA YOUNGMAN TRUST FUND	1,000.00	0.00	0.00	1,000.00	0.00	1,000.00	
007 9207	IMOGENE FORSYTH TRUST FUND	500.00	0.00	0.00	500.00	0.00	500.00	
007 9601	LAURA KRIDLER TRUST INTEREST	33.66	0.00	3.52	37.18	0.00	37.18	
007 9602	MARGARET FOX INTEREST	1,233.17	0.00	3.03	1,236.20	0.00	1,236.20	
008 9100	ALBERT D. HETRICK SCHOLARSHIP FUND	0.00	0.00	0.00	0.00	0.00	0.00	
008 9101	GENE H. PERRY SCHOLARSHIP	127,314.05	0.00	0.00	127,314.05	0.00	127,314.05	
008 9102	GENE H. PERRY SCHOLARSHIP INTEREST	0.00	0.00	856.98	856.98	0.00	856.98	
008 9203	MARY HEDRICK TRUST FUND	1,000.00	0.00	0.00	1,000.00	0.00	1,000.00	
008 9204	LINDA SCHWARTZ TRUST FUND	3,000.00	0.00	0.00	3,000.00	0.00	3,000.00	

Date: 01/13/2014
 Time: 12:27 pm

FREMONT CITY SCHOOL DISTRICT
 Financial Report by Fund/SCC

Fund #	Fund Description	FYTD Receipts	MTD Expenditures	FYTD Expenditures	Current Fund Balance	Current Encumbrances	Unencumbered Fund Balance	Bank Code
008 9205	CHARLES FOX TRUST FUND	10,000.00	0.00	0.00	10,000.00	0.00	10,000.00	
008 9400	EDWARD L. FORGATSCH SCHOLARSHIP FUND	4,500.00	0.00	0.00	4,500.00	0.00	4,500.00	
008 9401	BETH ISRAEL CONGREGATION AWARD	4,500.00	0.00	0.00	4,500.00	0.00	4,500.00	
008 9407	G. ALEX CLARK SCHOLARSHIP	10,000.00	0.00	0.00	10,000.00	0.00	10,000.00	
008 9500	ALBERT D. HETRICK SCHOLARSHIP INTEREST	0.00	0.00	0.00	0.00	0.00	0.00	
008 9501	CLASS OF 1950 SCHOLARSHIP FUND	40,267.18	0.00	0.00	40,267.18	0.00	40,267.18	
008 9508	AMERICAN ASSOC OF UNIV WOMEN - PRINCIPAL	5,000.00	0.00	0.00	5,000.00	0.00	5,000.00	
008 9599	HOWARD W. NOWELS FOUNDATION	27,935.08	0.00	0.00	27,935.08	0.00	27,935.08	
008 9600	EDWARD FORGATSCH SCHOLARSHIP INTEREST	16.28	0.00	15.80	32.08	0.00	32.08	
008 9601	BETH ISRAEL CONGREGATION INTEREST	66.92	0.00	16.97	83.89	0.00	83.89	
008 9603	MARY HEDRICK INTEREST	682.37	0.00	3.27	685.64	0.00	685.64	
008 9604	LINDA SCHWARTZ SCHOLARSHIP INTEREST	82.42	0.00	11.32	93.74	0.00	93.74	
008 9605	CHARLES FOX SCHOLARSHIP INTEREST	5,406.67	4.52	27.58	5,434.25	0.00	5,434.25	
008 9607	G. ALEX CLARK SCHOLARSHIP INTEREST	37.93	0.00	30.27	68.20	0.00	68.20	
008 9608	AMERICAN ASSOC OF UNIV WOMEN - INTEREST	123.32	0.00	17.56	140.88	0.00	140.88	
008 9699	HOWARD NOWELS FOUNDATION INTEREST	41.30	40.85	82.15	123.45	0.00	123.45	

Date: 01/13/2014
 Time: 12:27 pm

FREMONT CITY SCHOOL DISTRICT
 Financial Report by Fund/SCC

Fund #	Fund Description	FYTD Receipts	MTD Expenditures	FYTD Expenditures	Current Fund Balance	Current Encumbrances	Unencumbered Fund Balance	Bank Code
008 9701	CLASS OF 1950 SCHOLARSHIP INTEREST	162.40	0.00	120.98	0.00	0.00	283.38	283.38
008 9801	CAROLYN RHODES SCHOLARSHIP FUND	63,991.28	0.00	6,567.00	0.00	0.00	70,558.28	70,558.28
008 9901	CAROLYN RHODES - INTEREST	624.82	0.00	187.72	0.00	0.00	812.54	812.54
010 9800	2008 ENP CLASSROOM FAC.- STATE	702,424.64	0.00	9,303.46	0.00	14,290.83	697,437.27	22,877.59
010 9801	2008 CLASSROOM FAC. INTEREST - STATE	4,683.02	9.96	83.42	0.00	0.00	4,766.44	0.00
010 9802	2008 ENP CLASSROOM FAC. - LOCAL	2,593,012.98	0.00	0.00	225,929.96	705,743.51	1,887,269.47	117,001.27
010 9803	2008 CLASSROOM FAC. INTEREST - LOCAL	387,374.21	37.86	302.83	0.00	0.00	387,677.04	0.00
010 9804	RETAINED EARNINGS	384.63	4.77	54.66	381.21	381.21	58.08	0.00
014 0000	INTERNAL SERVICE ROTARY FUND	147.39	1,000.00	1,000.00	0.00	0.00	1,147.39	0.00
014 9003	AMERICAN HISTORY GRANT	0.00	0.00	0.00	0.00	0.00	0.00	0.00
018 9000	LEARNING RESOURCE CENTER	29.77	0.00	0.00	0.00	0.00	29.77	0.00
018 9001	ELEMENTARY CURRICULUM	3,326.44	0.00	0.00	0.00	0.00	3,326.44	0.00
018 9003	SUPERINTENDENT - CAMPUS WEAR	2,322.95	0.00	513.00	0.00	1,500.00	1,335.95	320.00
018 9004	FMS PAVER PROJECT	1,225.00	0.00	0.00	0.00	110.00	1,115.00	0.00
018 9005	CAMPUS WEAR-STUDENT SERVICES	0.00	0.00	0.00	0.00	0.00	0.00	0.00
018 9013	ESL PROGRAM-DONATION-VOCES UNIDAS	1,000.00	0.00	0.00	0.00	500.00	500.00	500.00

Date: 01/13/2014
 Time: 12:27 pm

FREMONT CITY SCHOOL DISTRICT
 Financial Report by Fund/SCC

Fund #	Fund Description	FYTD Receipts	MTD Expenditures	FYTD Expenditures	Current Fund Balance	Current Encumbrances	Unencumbered Fund Balance	Bank Code	
018 9100	ROSS HIGH LIBRARY	843.30	0.00	52.56	0.00	497.89	397.97	0.00	397.97
018 9101	EXCELLENCE REWARD PROGRAM - ROSS HIGH	1,632.45	0.00	1,900.00	422.27	2,024.57	1,507.88	0.00	1,507.88
018 9102	COMMUNITY DONATIONS - ROSS	4,085.00	60.00	849.33	96.13	1,797.38	3,136.95	343.78	2,793.17
018 9103	COLLEGE TESTING - ROSS	1,390.24	0.00	758.00	0.00	6,989.65	4,841.41-	0.00	4,841.41-
018 9104	MAKE A DIFFERENCE CLUB - ROSS	277.33	0.00	0.00	0.00	0.00	277.33	0.00	277.33
018 9199	E-RATE GRANT FUND	131,018.65	18,872.66	94,077.34	13,508.50	69,404.62	155,691.37	11,803.75	143,887.62
018 9200	MS LIBRARY	1,642.96	0.00	27.00	354.91	538.78	1,131.18	0.00	1,131.18
018 9201	YOUTH ASSET TEAM - MIDDLE SCHOOL	150.22	0.00	0.00	0.00	0.00	150.22	3.21	147.01
018 9203	FMS DONATION FUND	265.00	0.00	0.00	0.00	0.00	265.00	0.00	265.00
018 9300	ATKINSON LIBRARY	5,316.42	0.00	3,358.50	2,656.48	6,596.09	2,078.83	1,281.07	797.76
018 9303	PRINCIPAL'S ACCOUNT/ATKINSON	5,781.91	966.56	1,342.30	21.20	1,380.91	5,743.30	598.04	5,145.26
018 9304	MAKE A DIFFERENCE-ATKINSON	485.66	0.00	0.00	0.00	0.00	485.66	0.00	485.66
018 9400	CROGHAN LIBRARY	1,221.56	0.00	20.98	33.97	760.08	482.46	0.00	482.46
018 9404	PRINCIPAL'S ACCOUNT/CROGHAN	4,620.87	593.46	748.44	0.00	775.07	4,594.24	0.00	4,594.24
018 9500	HAYES LIBRARY	1,771.78	0.00	2,855.57	0.00	3,623.09	1,004.26	30.12	974.14
018 9505	PRINCIPAL'S ACCOUNT/HAYES	4,847.53	0.00	3,706.50-	0.00	426.70	714.33	150.00	564.33

Date: 01/13/2014
 Time: 12:27 pm

FREMONT CITY SCHOOL DISTRICT
 Financial Report by Fund/SCC

Fund #	Fund Description	FYTD Receipts	MTD Expenditures	FYTD Expenditures	Current Fund Balance	Current Encumbrances	Unencumbered Fund Balance	Bank Code
018 9506	HAYES - MAKE A DIFFERENCE CLUB 476.83	0.00	3,706.50	0.00	753.75	3,429.58	300.00	3,129.58
018 9600	LUTZ LIBRARY 1,269.16	25.99	4,860.39	0.00	3,929.83	2,199.72	0.00	2,199.72
018 9606	PRINCIPAL'S ACCOUNT/LUTZ 8,086.84	241.00	423.55	287.85	287.85	8,222.54	815.70	7,406.84
018 9700	OTIS LIBRARY 1,824.79	22.94	3,920.34	0.00	3,120.78	2,624.35	0.00	2,624.35
018 9707	PRINCIPAL'S ACCOUNT/OTIS 761.54	0.00	0.00	0.00	161.85	599.69	0.00	599.69
018 9800	STAMM LIBRARY 1,064.00	0.00	3,911.46	165.79	3,343.52	1,631.94	0.00	1,631.94
018 9808	PRINCIPAL'S ACCOUNT/STAMM 4,916.22	0.00	0.00	0.00	0.00	4,916.22	0.00	4,916.22
018 9900	WASHINGTON LIBRARY 1,282.79	0.00	3,041.90	25.47	25.47	4,299.22	2,503.91	1,795.31
018 9904	WASHINGTON - MAKE A DIFFERENCE 277.48	0.00	0.00	0.00	68.06	209.42	81.94	127.48
018 9905	MAKE A DIFFERENCE - FREMONT MIDDLE SCHOOL 53.54	0.00	20.00	0.00	0.00	73.54	0.00	73.54
018 9909	PRINCIPAL'S ACCOUNT/WASHINGTON 2,946.27	0.00	78.19	35.19	50.76	2,973.70	0.00	2,973.70
018 9999	TECHNOLOGY 249.92	0.00	0.00	0.00	0.00	249.92	0.00	249.92
019 9000	TAX ABATEMENT 0.00	0.00	0.00	0.00	0.00	0.00	0.00	0.00
019 9001	HEINZ MENTORING GRANT 1,364.00	0.00	0.00	0.00	0.00	1,364.00	151.95	1,212.05
019 9002	BUCKEYE HEALTHY SCHOOL ALLIANCE GRANT 0.00	0.00	0.00	0.00	0.00	0.00	0.00	0.00
019 9003	SCHOOL GRANTS FOR HEALTHY KIDS 1,444.42	0.00	0.00	0.00	0.00	1,444.42	1,444.42	0.00

Date: 01/13/2014
 Time: 12:27 pm

FREMONT CITY SCHOOL DISTRICT
 Financial Report by Fund/SCC

Fund #	Fund Description	FYTD Receipts	MTD Expenditures	FYTD Expenditures	Current Fund Balance	Current Encumbrances	Unencumbered Fund Balance	Bank Code
022 9999	UNCLAIMED MONIES							
	241.09	395.82	3,312.82	0.00	2,917.00	636.91	0.00	636.91
024 0000	SELF-INSURANCE PROGRAM							
	643,329.40	397,674.42	2,064,561.95	644,259.31	2,483,691.54	224,199.81	17,498.00	206,701.81
024 9000	FLEX BENEFITS							
	9,585.91	14,199.38	44,644.38	6,342.96	32,469.04	21,761.25	8,617.98	13,143.27
027 0000	WORKMANS COMP.-SELF INS							
	416,092.38	6,861.60	191,535.53	912.13	5,472.13	602,155.78	5,250.00	596,905.78
031 0000	UNDERGROUND STORAGE TANKS							
	11,000.00	0.00	0.00	0.00	0.00	11,000.00	0.00	11,000.00
034 0000	CLASSROOM FAC. MAINT.							
	1,247,807.19	0.00	0.00	2,575.00	42,486.16	1,205,321.03	8,271.53	1,197,049.50
200 9100	A CAPPELLA CHOIR							
	4,121.39	107.00	1,868.00	651.00	1,596.00	4,393.39	357.00	4,036.39
200 9101	AMERICAN FIELD SERVICE							
	420.78	0.00	0.00	0.00	140.80	279.98	0.00	279.98
200 9102	YEARBOOK - ROSS ANNUAL							
	5,094.22	2,475.00	10,956.50	0.00	9,139.38	6,911.34	200.00	6,711.34
200 9103	ART CLUB							
	5,350.29	0.00	0.00	0.00	1,687.86	3,662.43	103.00	3,559.43
200 9104	FREMONT ROSS BAND							
	7,098.00	0.00	250.00	0.00	6,772.80	575.20	0.00	575.20
200 9105	INTERNATIONAL RELATIONS CLUB-ROSS							
	2,190.44	0.00	0.00	0.00	0.00	2,190.44	144.00	2,046.44
200 9106	FUTURE TEACHERS OF AMERICA-ROSS							
	284.92	0.00	0.00	0.00	0.00	284.92	0.00	284.92
200 9107	CHATTER							
	1.42	0.00	850.00	356.52	556.42	295.00	300.00	5.00-
200 9108	MULTI-MEDIA CLUB - ROSS							
	65.48	0.00	0.00	0.00	44.96	20.52	0.00	20.52
200 9109	DRAMA CLUB							
	2,236.70	1,210.50	7,788.52	5,039.43	7,166.42	2,858.80	2,100.00	758.80

Date: 01/13/2014
 Time: 12:27 pm

FREMONT CITY SCHOOL DISTRICT
 Financial Report by Fund/SCC

Fund #	Fund Description	FYTD Receipts	MTD Expenditures	FYTD Expenditures	Current Fund Balance	Current Encumbrances	Unencumbered Fund Balance	Bank Code
200 9110	FRENCH CLUB/ROSS 3,208.66	0.00	164.00	0.00	267.03	3,105.63	100.00	3,005.63
200 9111	FUTURE FARMERS OF AMERICA 3,309.38	504.33	8,936.15	3,226.95	7,448.46	4,797.07	1,775.92	3,021.15
200 9112	ROSS PEP CLUB 0.00	0.00	0.00	0.00	0.00	0.00	0.00	0.00
200 9113	FUTURE HOMEMAKERS OF TOMORROW-ROSS 307.88	0.00	0.00	0.00	0.00	307.88	0.00	307.88
200 9114	SPANISH CLUB - ROSS 1,828.29	0.00	0.00	0.00	123.20	1,705.09	100.00	1,605.09
200 9115	KEY CLUB 741.73	32.00	830.40	0.00	301.72	1,270.41	0.00	1,270.41
200 9116	NATIONAL HONOR SOCIETY 3,022.83	324.83	514.83	0.00	0.00	3,537.66	268.77	3,268.89
200 9117	ORCHESTRA 387.13	107.00	405.00	282.00	282.00	510.13	0.00	510.13
200 9118	SADD CLUB 723.62	0.00	0.00	0.00	186.14	537.48	0.00	537.48
200 9119	QUIZ BOWL 124.69	0.00	0.00	125.16	125.16	0.47-	0.00	0.47-
200 9120	SCIENCE CLUB-ROSS 1,275.33	543.00	543.00	415.55	415.55	1,402.78	407.46	995.32
200 9121	STUDENT COUNCIL-ROSS 934.47	1,443.00	1,673.00	1,041.00	1,827.98	779.49	25.00	754.49
200 9122	COMMUNITY DONATIONS 607.17	0.00	0.00	0.00	0.00	607.17	0.00	607.17
200 9123	MEXICO TRIP - ROSS 1,000.03	0.00	0.00	0.00	0.00	1,000.03	0.00	1,000.03
200 9126	BOWLING CLUB - ROSS 1,002.34	0.00	2,030.00	747.50	1,267.50	1,764.84	1,571.00	193.84
200 9127	CLUB HOCKEY - ROSS HIGH 431.06	655.00	5,275.00	2,267.01	3,097.12	2,608.94	1,771.00	837.94

Date: 01/13/2014
 Time: 12:27 pm

FREMONT CITY SCHOOL DISTRICT
 Financial Report by Fund/SCC

Fund #	Fund Description	FYTD Receipts	MTD Expenditures	FYTD Expenditures	Current Fund Balance	Current Encumbrances	Unencumbered Fund Balance	Bank Code
Begin	MTD Receipts							
200 9128	HISPANIC COMMITTEE - ROSS 1,296.73	0.00	535.00	285.00	490.40	1,341.33	100.00	1,241.33
200 9129	ROSS SPRING MUSICAL 1,767.55	0.00	417.50	0.00	41.67	2,143.38	258.33	1,885.05
200 9130	Ross Leadership Club 6,234.81	986.07	2,236.07	1,008.07	5,638.40	2,832.48	1,732.90	1,099.58
200 9131	Photography Club Ross 0.00	0.00	0.00	0.00	0.00	0.00	0.00	0.00
200 9132	FREMONT ROSS DANCE TEAM 0.00	0.00	3,512.00	689.01	3,151.30	360.70	132.99	227.71
200 9140	ROSS CLASS OF 2008 220.92	0.00	0.00	0.00	0.00	220.92	0.00	220.92
200 9141	ROSS CLASS OF 2009 155.38	0.00	0.00	0.00	0.00	155.38	0.00	155.38
200 9142	ROSS CLASS OF 2010 1,269.32	0.00	0.00	0.00	0.00	1,269.32	0.00	1,269.32
200 9143	ROSS CLASS OF 2011 1,249.69	0.00	0.00	0.00	0.00	1,249.69	0.00	1,249.69
200 9144	CLASS OF 2012 2,233.41	0.00	0.00	0.00	0.00	2,233.41	0.00	2,233.41
200 9145	CLASS OF 2013 717.54	0.00	0.00	0.00	585.00	132.54	0.00	132.54
200 9146	CLASS OF 2014 1,652.45	0.00	5,420.00	0.00	965.16	6,107.29	0.00	6,107.29
200 9147	Class of 2015 653.76	0.00	0.00	0.00	0.00	653.76	0.00	653.76
200 9148	CLASS OF 2016 144.00	0.00	0.00	0.00	0.00	144.00	800.00	656.00-
200 9149	CLASS OF 2017 0.00	264.00	1,392.00	0.00	0.00	1,392.00	0.00	1,392.00
200 9200	JR. HIGH CHESS CLUB 121.31	0.00	0.00	0.00	0.00	121.31	0.00	121.31

Date: 01/13/2014
 Time: 12:27 pm

FREMONT CITY SCHOOL DISTRICT
 Financial Report by Fund/SCC

Fund #	Fund Description	FYTD Receipts	MTD Expenditures	FYTD Expenditures	Current Fund Balance	Current Encumbrances	Unencumbered Fund Balance	Bank Code	
200 9201	BUILDER'S CLUB/JR HIGH	313.27	0.00	0.00	313.27	0.00	313.27		
200 9202	MS MAGAZINE FUND	13,653.83	747.88	14,921.53	1,410.16	13,700.98	14,874.38	4,184.09	10,690.29
200 9203	MS BAND	220.59	0.00	0.00	0.00	0.00	220.59	203.00	17.59
200 9204	MS CHOIR	785.10	0.00	0.00	0.00	0.00	785.10	78.73	706.37
200 9205	OUTDOOR ADVENTURE CLUB/FMS	165.52	0.00	29.00	0.00	0.00	194.52	50.00	144.52
200 9206	MS ORCHESTRA	5.59	0.00	0.00	0.00	0.00	5.59	0.00	5.59
200 9207	ART CLUB/MIDDLE SCHOOL	720.77	0.00	0.00	308.00	308.00	412.77	0.00	412.77
200 9208	MS NEWSPAPER	388.86	0.00	0.00	0.00	0.00	388.86	0.00	388.86
200 9209	MS STUDENT COUNCIL	4,583.12	3,131.10	3,917.35	2,155.51	3,233.19	5,267.28	2,804.66	2,462.62
200 9210	HISTORY CLUB - MIDDLE SCHOOL	9,846.47	5,734.75	8,068.15	94.00	2,023.34	15,891.28	2,300.31	13,590.97
200 9211	MS YEARBOOK	4,947.80	1,418.00	2,998.00	0.00	3,283.25	4,662.55	0.00	4,662.55
200 9212	TEEN CONNECTIONS - MIDDLE SCHOOL	218.62	0.00	0.00	0.00	0.00	218.62	0.00	218.62
200 9214	SPIRIT CLUB - MIDDLE SCHOOL	2,060.04	218.00	6,445.00	0.00	4,023.53	4,481.51	624.10	3,857.41
200 9216	FMS QUIZ BOWL TEAM	7.56	0.00	0.00	0.00	0.00	7.56	0.00	7.56
200 9222	FUTURE EDUCATORS/MIDDLE SCHOOL	126.46	0.00	0.00	0.00	0.00	126.46	0.00	126.46
200 9286	DRAMA CLUB/MS	51.67	0.00	0.00	0.00	0.00	51.67	0.00	51.67

Date: 01/13/2014
 Time: 12:27 pm

FREMONT CITY SCHOOL DISTRICT
 Financial Report by Fund/SCC

Fund #	Fund Description	FYTD Receipts	MTD Expenditures	FYTD Expenditures	Current Fund Balance	Current Encumbrances	Unencumbered Fund Balance	Bank Code
300 9115	ROSS HIGH - VOLLEYBALL	6,506.00	0.00	5,755.20	750.80	0.00	750.80	
	0.00 0.00							
300 9124	ROSS HIGH CHEERLEADING	4,159.60	0.00	10,258.54	2,308.60	0.00	2,308.60	
	8,407.54 0.00							
300 9200	MIDDLE SCHOOL ATHLETICS	0.00	0.00	0.00	496.17	0.00	496.17	
	496.17 0.00							
300 9213	MIDDLE SCHOOL CHEERLEADING	861.00	34.00	4,149.43	1,214.80	550.00	664.80	
	4,503.23 253.00							
401 9323	BISHOP HOFFMAN CATHOLIC SCHOOLS 12-13	0.00	0.95-	145,400.78	0.00	0.00	0.00	
	145,400.78 0.00							
401 9423	BISHOP HOFFMAN CATHOLIC SCHOOLS 13-14	168,219.11	12,343.29	52,649.86	115,569.25	1,397.62	114,171.63	
	0.00 0.00							
439 9013	EARLY CHILDHOOD EDUCATION 12-13	0.00	0.00	0.00	0.00	0.00	0.00	
	0.00 0.00							
439 9014	EARLY CHILDHOOD EDUCATION 13-14	42,543.00	6,610.00	42,543.00	0.00	0.00	0.00	
	0.00 6,610.00							
451 9012	OHIO K-12 NETWORK	0.00	0.00	0.00	0.00	0.00	0.00	
	0.00 0.00							
451 9013	OHIO K-12 NETWORK	0.00	0.00	0.00	0.00	0.00	0.00	
	0.00 0.00							
451 9014	OHIO K-12 NETWORK	8,100.00	0.00	0.00	8,100.00	0.00	8,100.00	
	0.00 0.00							
499 9010	ODNR CAPITAL IMPROVEMENT GRANT	0.00	0.00	0.00	637.25	0.00	637.25	
	637.25 0.00							
499 9114	UNITED WAY PROJECT PASS	0.00	0.00	0.00	741.81	0.00	741.81	
	741.81 0.00							
499 9115	UNITED WAY - PROJECT ATTEND	0.00	0.00	0.00	0.00	0.00	0.00	
	0.00 0.00							
499 9116	UNITED WAY - MENTORSHIP PROGRAM	0.00	0.00	0.00	0.00	0.00	0.00	
	0.00 0.00							
505 9013	TITLE I-C MIGRANT FY13	163,842.12	488.60	177,008.79	0.00	0.00	0.00	
	13,166.67 0.00							

Date: 01/13/2014
 Time: 12:27 pm

FREMONT CITY SCHOOL DISTRICT
 Financial Report by Fund/SCC

Fund #	Fund Description	FYTD Receipts	MTD Expenditures	FYTD Expenditures	Current Fund Balance	Current Encumbrances	Unencumbered Fund Balance	Bank Code
505 9014	TITLE I-C MIGRANT FY14 0.00	0.00	45,571.57	674.98	37,115.65	8,455.92	250.35	8,205.57
506 9013	RACE TO THE TOP FY13 1,383.18	0.00	18,000.00	0.00	19,383.18	0.00	0.00	0.00
506 9014	RACE TO THE TOP FY14 0.00	0.00	39,817.84	150.00	38,040.84	1,777.00	3,070.00	1,293.00-
506 9113	RttT-Electronic Teacher Evaluation-Online 0.00	0.00	0.00	0.00	0.00	0.00	0.00	0.00
516 9013	TITLE VI-B IDEA FY 13 24,422.31	0.00	25,000.00	0.00	49,422.31	0.00	0.00	0.00
516 9014	TITLE VI-B IDEA FY 14 0.00	105,401.54	380,475.06	89,947.30	365,913.55	14,561.51	6,813.10	7,748.41
516 9113	PARENT/COMMUNITY ENGAGEMENT 0.00	0.00	0.00	0.00	0.00	0.00	0.00	0.00
516 9414	SPECIAL ED-RURAL/LOW INCOME 0.00	0.00	0.00	0.00	0.00	0.00	0.00	0.00
532 9320	STATE STABILIZATION FUND 10-11 62.11	0.00	0.00	0.00	0.00	62.11	0.00	62.11
536 9013	TITLE I-SCHOOL IMPROVEMENT-HAYES SCHOOL 4,721.29	0.00	0.00	0.00	4,721.29	0.00	0.00	0.00
536 9014	TITLE I-SCHOOL IMPROVEMENT-HAYES SCHOOL 0.00	7,553.24	18,716.29	4,117.76	15,609.07	3,107.22	371.45	2,735.77
551 9012	TITLE III - LEP FY 12 0.00	0.00	0.00	0.00	0.00	0.00	0.00	0.00
551 9013	TITLE II - LEP FY 13 2,390.24	0.00	2,929.68	0.00	5,319.92	0.00	0.00	0.00
551 9014	TITLE II - LEP FY 14 0.00	4,262.07	14,399.61	2,844.88	12,358.68	2,040.93	663.31	1,377.62
572 9013	TITLE I - FY 13 40,029.16	0.00	135,966.59	0.00	175,995.75	0.00	0.00	0.00
572 9014	TITLE I - FY 14 0.00	131,164.95	389,658.43	104,136.80	358,622.57	31,035.86	27,007.38	4,028.48

Date: 01/13/2014
 Time: 12:27 pm

FREMONT CITY SCHOOL DISTRICT
 Financial Report by Fund/SCC

Fund #	Fund Description	FYTD Receipts	MTD Expenditures	FYTD Expenditures	Current Fund Balance	Current Encumbrances	Unencumbered Fund Balance	Bank Code
572 9313	TITLE I-D - DELINQUENT FY 13							
	1,281.58	0.00	4,058.50	0.00	5,340.08	0.00	0.00	
572 9314	TITLE I-D - DELINQUENT FY 14							
	0.00	6,895.80	21,826.67	4,970.59	19,668.34	2,158.33	49.10	2,109.23
590 9013	TITLE II-A TEACHER QUALITY FY 13							
	0.00	0.00	59,402.30	0.00	59,402.30	0.00	0.00	0.00
590 9014	TITLE II-A TEACHER QUALITY FY 14							
	0.00	26,367.11	86,254.46	18,715.65	77,875.25	8,379.21	2,630.48	5,748.73
590 9113	REGIONAL PROFESSIONAL DEVELOPMENT COMMITTEE							
	1,605.11	0.00	0.00	0.00	1,605.11	0.00	0.00	0.00
599 9000	FARM TO SCHOOL - ATKINSON							
	100.00	0.00	0.00	0.00	0.00	100.00	0.00	100.00
599 9001	FARM TO SCHOOL - HAYES							
	100.00	0.00	0.00	0.00	0.00	100.00	0.00	100.00
599 9002	FARM TO SCHOOL - OTIS							
	100.00	0.00	0.00	0.00	0.00	100.00	0.00	100.00
599 9012	TEAM NUTRITION 2010 GRANT							
	0.00	0.00	0.00	0.00	0.00	0.00	0.00	0.00
599 9013	TEAM NUTRITION 2010 - 2ND GRANT							
	0.00	0.00	0.00	0.00	0.00	0.00	0.00	0.00
599 9014	NAT'L SCHOOL LUNCH BREAKFAST EXPANSION							
	0.00	0.00	0.00	0.00	0.00	0.00	0.00	0.00
599 9020	U S DEPT OF AGR - RECIPE TESTING							
	972.14	0.00	0.00	972.14	972.14	0.00	0.00	0.00
599 9022	HEALTHY SCHOOL LEADERSHIP INSTITUTE							
	0.00	0.00	0.00	0.00	0.00	0.00	0.00	0.00
599 9111	21st CENTURY-INNOVATION							
	6,843.23	20,657.72	83,724.78	16,159.78	91,215.51	647.50-	0.00	647.50-
599 9113	21ST CENTURY-LEARNING FOR A LIFETIME YR1							
	8,414.33	27,236.35	144,236.36	14,004.62	148,118.16	4,532.53	9,217.95	4,685.42-
599 9414	LOW INCOME POVERTY GRANT							
	0.00	5,587.53	15,828.84	2,520.56	11,259.56	4,569.28	16,664.63	12,095.35-

Date: 01/13/2014
Time: 12:27 pm

FREMONT CITY SCHOOL DISTRICT
Financial Report by Fund/SCC

Page: 20
(FINSUM)

Fund #	Fund Description	FYTD	MTD	FYTD	Current	Current	Unencumbered	Bank
Begin Balance	MTD Receipts	Receipts	Expenditures	Expenditures	Fund Balance	Encumbrances	Fund Balance	Code
GRAND TOTALS:								
21,963,222.79	2,215,832.34	24,636,745.13	4,295,008.81	25,482,401.68	21,117,566.24	1,457,236.12	19,660,330.12	

Check#	Check Date	Org Sta	Vendor Paid	Check Amount	Status Date
000063	12/11/2013	M/M	ELIZABETH DENNINGS	437.59	
000064	12/11/2013	M/M	JULIA SCHWERT	206.22	
000065	12/11/2013	M/M	WILLIAM BURKETT	44.70	
000066	12/20/2013	M/M	JEFFREY MILLER	194.25	
000067	12/31/2013	M/M	WAGeworks	1,860.20	
005162	12/01/2013	W/R	FREMONT CITY BD. OF EDUC	81.03	12/01/2013
005163	12/01/2013	W/R	FREMONT CITY BD. OF EDUC	1,042.42	12/01/2013
005168	12/28/2013	W/W	OHSAA	3,741.92	
005169	12/28/2013	W/W	POSTMASTER-FREMONT	11.85	
064662	12/06/2013	W/R	SCHOOL EMPLOYEES RETIREMENT	1,389.28	12/31/2013
064663	12/06/2013	W/R	STATE TEACHERS RETIRE.	9,946.61	12/09/2013
064664	12/05/2013	W/W	DYNASTY LANES	97.50	
064665	12/05/2013	W/V	PLAZA LANES	97.50	12/20/2013
064666	12/05/2013	W/R	PLAZA LANES	97.50	12/31/2013
064667	12/05/2013	W/W	PLAZA LANES	97.50	
064668	12/05/2013	W/R	GORDON FOOD SERVICE	19,002.75	12/05/2013
064670	12/06/2013	W/R	APPLEBEE'S	100.00	12/12/2013
064671	12/10/2013	W/R	RURAL KING	196.57	12/16/2013
064672	12/10/2013	W/R	ACE HARDWARE	541.73	12/13/2013
064673	12/10/2013	W/R	ADKINS SANITATION	75.00	12/16/2013
064674	12/10/2013	W/R	PEARSON CLINICAL ASSESSMENT	589.05	12/16/2013
064675	12/10/2013	W/R	ATLAS OIL COMPANY	24,387.62	12/16/2013
064676	12/10/2013	W/R	ASSOCIATED BUYERS	258.80	12/12/2013
064677	12/10/2013	W/R	BAIRD PUBLIC INVESTMENT	1,255.95	12/19/2013
064678	12/10/2013	W/R	SCHOOL SPECIALTY	499.00	12/16/2013
064679	12/10/2013	W/R	BECK SUPPLIERS	355.90	12/16/2013
064680	12/10/2013	W/R	BELLA COSA	25.00	12/19/2013
064681	12/10/2013	W/R	BENCHMARK PRINTS	936.00	12/18/2013
064682	12/10/2013	W/R	BOILERS, CONTROLS & EQUIPMENT,	679.97	12/12/2013
064683	12/10/2013	W/R	BROWN SUPPLY CO	186.70	12/16/2013
064684	12/10/2013	W/R	BRICKER & ECKLER LLP	1,390.28	12/13/2013
064685	12/10/2013	W/R	CAMPBELL INC.	2,575.00	12/12/2013
064686	12/10/2013	W/R	CHARIOTT FOODS	4,468.50	12/13/2013
064687	12/10/2013	W/R	C.J. DANNEMILLER COMPANY	399.75	12/16/2013
064688	12/10/2013	W/R	CMRS-POC	2,000.00	12/17/2013
064689	12/10/2013	W/R	CONTRACTORS EQUIP RENTAL	183.19	12/11/2013
064690	12/10/2013	W/R	CREATIVE TEACHING	21.20	12/18/2013
064691	12/10/2013	W/R	CROWN BATTERY	125.19	12/16/2013
064692	12/10/2013	W/R	DAN'S TRUCK EQUIPMENT	5,419.73	12/13/2013
064693	12/10/2013	W/R	DOMINOS PIZZA	94.00	12/16/2013
064694	12/10/2013	W/R	DEFENSE FINANCE & ACCOUNTING	599.04	12/16/2013
064695	12/10/2013	W/R	DEMCO, INC.	2,795.17	12/13/2013
064696	12/10/2013	W/R	AMERIGAS	53.50	12/20/2013
064697	12/10/2013	W/R	ESHLEMAN FARMS	1,036.00	12/19/2013
064698	12/10/2013	W/R	NORTH POINT ESC	1,275.00	12/16/2013
064699	12/10/2013	W/R	FAMOUS SUPPLY CO.	27.66	12/16/2013
064700	12/10/2013	W/R	FLOWER REAL ESTATE HOLDINGS	350.00	12/31/2013
064701	12/10/2013	W/R	FOLLETT LIBRARY RESOURCES	322.61	12/16/2013
064702	12/10/2013	W/R	247 SECURITY INC	935.00	12/31/2013
064703	12/10/2013	W/R	FREMONT ATHLETIC SUPPLY	934.50	12/13/2013
064704	12/10/2013	W/R	FREMONT AUTO PARTS	1,058.92	12/12/2013
064705	12/10/2013	W/R	FREMONT CANDY & CIGAR CO	654.50	12/11/2013

Check#	Check Date	Org Sta	Vendor Paid	Check Amount	Status Date
064706	12/10/2013	W/R	UTILITY BILLING OFFICE	17,039.37	12/12/2013
064707	12/10/2013	W/R	KELLERMYER COMPANY	361.20	12/13/2013
064708	12/10/2013	W/R	GORDON LUMBER CO	362.38	12/12/2013
064709	12/10/2013	W/R	GRAINGER	1,005.92	12/31/2013
064710	12/10/2013	W/R	GUARNIERI & CO. INC.	2,952.24	12/18/2013
064711	12/10/2013	W/R	HAWTHORNE EDUCATIONAL SERVICES	44.00	12/31/2013
064712	12/10/2013	W/R	HERITAGE FOOD SERVICE GROUP	245.61	12/17/2013
064713	12/10/2013	W/R	HEALTHCARE PROCESS CONSULTING	4,000.00	12/16/2013
064714	12/10/2013	W/R	HEALTHLINK	539.00	12/16/2013
064715	12/10/2013	W/R	DR. KRIS FAUVER	1,750.00	12/13/2013
064716	12/10/2013	W/R	LOWE'S CO., INC. FREMONT	1,239.75	12/19/2013
064717	12/10/2013	W/R	LUCKEY FARMERS, INC.	335.34	12/13/2013
064718	12/10/2013	W/R	MADISON MOTORS	250.00	12/18/2013
064719	12/10/2013	W/R	MARCO'S PIZZA	59.95	12/18/2013
064720	12/10/2013	W/R	NORTH CENTRAL OHIO ESC	100.00	12/16/2013
064721	12/10/2013	W/R	METROTEX	148.80	12/13/2013
064722	12/10/2013	W/R	ERIN PARKER	113.88	12/16/2013
064723	12/10/2013	W/R	NEOLA, INC.	1,400.70	12/31/2013
064724	12/10/2013	W/R	THE MENTORING CENTER	991.00	12/17/2013
064725	12/10/2013	W/R	THE NEWS MESSENGER	1,109.32	12/31/2013
064726	12/10/2013	W/R	N.O.E.C.A.	32.99	12/16/2013
064727	12/10/2013	W/R	NOLLENBERGER TRUCK CENTE	59.70	12/13/2013
064728	12/10/2013	W/R	NORTHWEST HOCKEY CONFERENCE	300.00	12/31/2013
064729	12/10/2013	W/R	OAESA	250.00	12/16/2013
064730	12/10/2013	W/R	OHIO SCHOOLS COUNCIL	13,021.46	12/17/2013
064731	12/10/2013	W/R	OHIO TESOL	105.00	12/31/2013
064732	12/10/2013	W/R	O.P AQUATICS	2,286.21	12/16/2013
064733	12/10/2013	W/R	POST NET	506.25	12/19/2013
064734	12/10/2013	W/R	QUILL CORP.	140.92	12/18/2013
064735	12/10/2013	W/R	RIDDELL ALL AMERICAN	2,232.34	12/17/2013
064736	12/10/2013	W/R	ROCHESTER 100 INC.	115.00	12/20/2013
064737	12/10/2013	W/W	ROBERTS AUTO ELECTRIC	170.00	
064738	12/10/2013	W/R	SABROSKE ELECTRIC	692.49	12/13/2013
064739	12/10/2013	W/R	SANDUSKY ELECTRIC	434.79	12/13/2013
064740	12/10/2013	W/R	SANDUSKY COUNTY	2,200.00	12/31/2013
064741	12/10/2013	W/R	SANDUSKY COUNTY HUMAN	150.00	12/31/2013
064742	12/10/2013	W/R	SCHOLASTIC BOOK FAIRS	2,881.71	12/17/2013
064743	12/10/2013	W/R	SCHOOL HEALTH CORP.	153.46	12/16/2013
064744	12/10/2013	W/R	SCHOOL HEALTH SUPPLY	284.99	12/16/2013
064745	12/10/2013	W/R	MEDCO SUPPLY COMPANY	13.40	12/17/2013
064746	12/10/2013	W/R	SHEETS SUPPLY	507.89	12/16/2013
064747	12/10/2013	W/R	SIESEL DISTRIBUTING LLC	1,210.77	12/16/2013
064748	12/10/2013	W/R	SOUND SOLUTIONS	5,668.08	12/12/2013
064749	12/10/2013	W/R	SPOONER, INCORPORATED	875.00	12/13/2013
064750	12/10/2013	W/R	STAPLES ADVANTAGE	512.93	12/16/2013
064751	12/10/2013	W/R	STANTON'S SHEET MUSIC	289.99	12/16/2013
064752	12/10/2013	W/R	STRATEGIC SOLUTIONS	50.75	12/19/2013
064753	12/10/2013	W/R	SUPERIOR TEXT	99.54	12/16/2013
064754	12/10/2013	W/R	SWIM RITE POOLS	127.50	12/13/2013
064755	12/10/2013	W/R	TIFFIN PAPER CO	18,352.65	12/13/2013
064756	12/10/2013	W/W	TYLER TECHNOLOGIES INC	4,235.00	
064757	12/10/2013	W/R	TIM'S TRUCKING & EXCAVATING	19,000.00	12/12/2013

Check#	Check Date	Org Sta	Vendor Paid	Check Amount	Status Date
064758	12/10/2013	W/R	TOP NOTCH CHEER	208.00	12/20/2013
064759	12/10/2013	W/R	TRACI MCCAUDY	215.93	12/18/2013
064760	12/10/2013	W/R	MR. LIGHTBULB	942.22	12/12/2013
064761	12/10/2013	W/R	TREASURER STATE OF OHIO	6,016.15	12/16/2013
064762	12/10/2013	W/R	UNITED PARCEL SERVICE	193.50	12/18/2013
064763	12/10/2013	W/R	VANGUARD-SENTINEL CTC	2,927.95	12/12/2013
064764	12/10/2013	W/R	WAL-MART STORES INC.	262.42	12/20/2013
064765	12/10/2013	W/R	VISA	657.17	12/16/2013
064766	12/10/2013	W/R	WALTERS' BOILER WORKS	1,359.80	12/17/2013
064767	12/10/2013	W/R	WILLIE'S SALES & SERVICE	2.70	12/12/2013
064768	12/10/2013	W/R	JEFF MCCREADY	766.02	12/16/2013
064769	12/10/2013	W/R	PAM MEGGITT	2,200.00	12/31/2013
064770	12/10/2013	W/R	GORDON FOOD SERVICE	209.84	12/16/2013
064771	12/10/2013	W/R	TOBINS LAKE STUDIO	370.00	12/17/2013
064772	12/10/2013	W/R	TOFT DAIRY	16,995.24	12/16/2013
064773	12/10/2013	W/R	ALFRED NICKLES BAKERY INC.	3,166.49	12/31/2013
064774	12/10/2013	W/R	FREMONT CITY BD. OF EDUC	15,706.17	12/11/2013
064775	12/10/2013	W/R	SANDUSKY COUNTY POSITIVE	30.00	12/17/2013
064776	12/10/2013	W/R	MIKE MLAKAR	999.00	12/17/2013
064777	12/10/2013	W/R	AMY MILLER	8,880.00	12/31/2013
064778	12/10/2013	W/R	KAREN OBERST	670.73	12/19/2013
064779	12/10/2013	W/W	GREGG GALLAGHER	6.18	
064780	12/10/2013	W/W	LAURA HECK	3.77	
064781	12/10/2013	W/W	ANGELA MARTIN	11.96	
064782	12/10/2013	W/R	HEATHER HETRICK	12.87	12/17/2013
064784	12/10/2013	W/R	LITTLE CAESARS PIZZA KIT	1,041.00	12/17/2013
064785	12/10/2013	W/R	MIKE MEZINGER	800.00	12/16/2013
064786	12/11/2013	W/R	DOLLAR TREE	75.00	12/17/2013
064787	12/11/2013	W/R	247 SECURITY INC	589.57	12/31/2013
064788	12/11/2013	W/R	THE NEWS MESSENGER	752.80	12/31/2013
064789	12/11/2013	W/R	AMERICAN ELECTRIC POWER	1,941.66	12/16/2013
064790	12/11/2013	W/R	247 SECURITY INC	550.01	12/31/2013
064791	12/12/2013	B/B	DENITA CROWE	20.00	
064792	12/12/2013	B/R	TIFFANY HOLMES	50.00	12/31/2013
064793	12/13/2013	W/R	CROGHAN COLONIAL BANK	4,500.00	12/13/2013
064794	12/16/2013	W/V	VISA	290.00	12/16/2013
064795	12/16/2013	W/R	VISA	308.00	12/16/2013
064796	12/16/2013	W/R	JUAN VELA	292.50	12/19/2013
064797	12/16/2013	W/R	CEDAR LANES	97.50	12/19/2013
064798	12/20/2013	W/R	SCHOOL EMPLOYEES RETIREMENT	1,385.98	12/31/2013
064799	12/20/2013	W/R	STATE TEACHERS RETIRE.	9,470.23	12/31/2013
064800	12/17/2013	W/R	WAL-MART STORES INC.	1,858.00	12/31/2013
064801	12/19/2013	W/R	FREMONT RECREATION DEPT	214.00	12/31/2013
064802	12/19/2013	W/R	FREMONT RECREATION DEPT	62.00	12/31/2013
064803	12/20/2013	W/W	CEDAR LANES	97.50	
064804	12/20/2013	W/R	KELLI CLEVELAND	24.86	12/31/2013
064805	12/20/2013	W/W	ADKINS SANITATION	56.25	
064806	12/20/2013	W/R	ITSAVVY	5,407.06	12/31/2013
064807	12/20/2013	W/W	BATTELLE FOR KIDS	495.00	
064808	12/20/2013	W/R	BAY TROPHY	34.00	12/31/2013
064809	12/20/2013	W/R	SCHOOL SPECIALTY	49.48	12/31/2013
064810	12/20/2013	W/R	BENCHMARK PRINTS	509.60	12/31/2013

Check#	Check Date	Org Sta	Vendor Paid	Check Amount	Status Date
064811	12/20/2013	W/R	BERNARD FOOD INDUSTRIES, INC.	1,800.94	12/31/2013
064812	12/20/2013	W/W	LINDSEY WATER & SEWER DEPT.	455.00	
064813	12/20/2013	W/R	CANON SOLUTIONS AMERICA	2,645.00	12/31/2013
064814	12/20/2013	W/R	CDW-G	25,866.58	12/31/2013
064815	12/20/2013	W/W	COLUMBIA GAS OF OHIO	3,286.29	
064816	12/20/2013	W/R	COMMERCE PAPER CO	175.50	12/31/2013
064817	12/20/2013	W/R	GREAT LAKES INTERNET &	1,468.99	12/31/2013
064818	12/20/2013	W/W	CORPORATE ONE BENEFITS	2,917.00	
064819	12/20/2013	W/R	FREMONT UNIFORM SHOPPE	60.00	12/31/2013
064820	12/20/2013	W/R	DANCER'S POINT	51.00	12/31/2013
064821	12/20/2013	W/R	DOMINOS PIZZA	418.50	12/31/2013
064822	12/20/2013	W/R	DAVID M CHAMBERS	96.11	12/31/2013
064823	12/20/2013	W/R	VILLAGE ENERGY COOPERATIVE	218.51	12/31/2013
064824	12/20/2013	W/R	DUMMINGER PHOTO	40.00	12/31/2013
064825	12/20/2013	W/W	DYNASTY LANES	97.50	
064826	12/20/2013	W/R	NORTH POINT ESC	3,818.37	12/31/2013
064827	12/20/2013	W/W	CSC-FAMOUS	718.94	
064828	12/20/2013	W/R	FOLLETT LIBRARY RESOURCES	32.30	12/31/2013
064829	12/20/2013	W/W	FORTBALL PIZZA PALACE	106.75	
064830	12/20/2013	W/W	FORTE MUSIC INC.	665.66	
064831	12/20/2013	W/R	FREMONT ATHLETIC SUPPLY	2,486.00	12/31/2013
064832	12/20/2013	W/R	FREMONT CANDY & CIGAR CO	263.37	12/31/2013
064833	12/20/2013	W/R	FREMONT MUSIC CENTER	34.50	12/31/2013
064834	12/20/2013	W/R	FREMONT PRINTING	496.00	12/31/2013
064835	12/20/2013	W/R	FREMONT RECREATION DEPT	1,730.00	12/31/2013
064836	12/20/2013	W/R	GIVING BEAN	187.95	12/31/2013
064837	12/20/2013	W/W	HABITEC SECURITY	126.77	
064838	12/20/2013	W/R	HEALTHLINK	825.00	12/31/2013
064839	12/20/2013	W/R	JOSTENS, INC.	42.66	12/31/2013
064840	12/20/2013	W/R	KROGER CO	100.82	12/31/2013
064841	12/20/2013	W/W	Lake Erie Electric	226,311.17	
064842	12/20/2013	W/W	MOUNTAIN MATH/LANGUAGE LLC	287.85	
064843	12/20/2013	W/W	MARK ISAACS	997.50	
064844	12/20/2013	W/R	MEMORIAL HOSPITAL	666.67	12/31/2013
064845	12/20/2013	W/R	MAIL FINANCE	396.00	12/31/2013
064846	12/20/2013	W/W	NES RENTAL	1,086.70	
064847	12/20/2013	W/R	OHIO BCI & I	1,132.00	12/31/2013
064848	12/20/2013	W/R	AMERICAN ELECTRIC POWER	29,278.65	12/31/2013
064849	12/20/2013	W/W	OHIO SCHOOL COUNCIL	1,599.15	
064850	12/20/2013	W/W	O.P AQUATICS	2,009.89	
064851	12/20/2013	W/W	PRO THEAPY SUPPLIES	56.89	
064852	12/20/2013	W/R	PEPSI BEVERAGES COMPANY	1,023.36	12/31/2013
064853	12/20/2013	W/W	PHAZE I	1,124.50	
064854	12/20/2013	W/W	PLAZA LANES	97.50	
064855	12/20/2013	W/W	PORTAGE PRINTING	372.00	
064856	12/20/2013	W/W	POSTMASTER-FREMONT	1,150.00	
064857	12/20/2013	W/R	POST NET	44.00	12/31/2013
064858	12/20/2013	W/R	SABROSKE ELECTRIC	138.40	12/31/2013
064859	12/20/2013	W/R	SCW	3,556.37	12/31/2013
064860	12/20/2013	W/R	AT&T	4,168.18	12/31/2013
064861	12/20/2013	W/R	SIMPLEX TIME RECORDER CO	51.67	12/31/2013
064862	12/20/2013	W/R	STAPLES ADVANTAGE	345.26	12/31/2013

Check#	Check Date	Org Sta	Vendor Paid	Check Amount	Status Date
064863	12/20/2013	W/W	STRUCTURAL DESIGN SYSTEMS INC.	7,800.00	
064864	12/20/2013	W/R	TOM STRAIN & SONS & DAUGHTER	799.70	12/31/2013
064865	12/20/2013	W/R	TIERNEY BROTHERS INC.	1,449.00	12/31/2013
064866	12/20/2013	W/R	TIFFIN PAPER CO	2,814.00	12/31/2013
064867	12/20/2013	W/R	TOLEDO EDISON CO.	4,253.45	12/31/2013
064868	12/20/2013	W/W	TRACI MCCAUDY	340.05	
064869	12/20/2013	W/W	TRANE US INC.	5,996.00	
064870	12/20/2013	W/R	TOSHIBA	8,252.79	12/31/2013
064871	12/20/2013	W/W	TRI COUNTY LANES	65.00	
064872	12/20/2013	W/R	WADSWORTH-SLAWSON NORTHWESTERN	4,353.37	12/31/2013
064873	12/20/2013	W/R	WAL-MART STORES INC.	2,329.20	12/31/2013
064874	12/20/2013	W/R	WALTERS' BOILER WORKS	3,714.50	12/31/2013
064875	12/20/2013	W/R	WSOS	34,504.07	12/31/2013
064876	12/20/2013	W/R	JOSEPH HERSHEY	367.25	12/31/2013
064877	12/20/2013	W/R	MCMANUS, DOSEN & CO.	2,950.00	12/31/2013
064878	12/20/2013	W/R	LORI GALLAGHER	41.81	12/31/2013
064879	12/20/2013	W/R	FREMONT CITY BD. OF EDUC	6,510.44	12/20/2013
064880	12/20/2013	W/R	WOLESLAGEL MOVING	80.00	12/31/2013
064881	12/20/2013	W/R	WOOD COUNTY EDUCATIONAL	6,151.71	12/31/2013
064882	12/20/2013	W/R	SANDUSKY CO SANATARY ENGINEER	297.12	12/31/2013
064883	12/20/2013	W/R	BRIDGET SMITH	118.65	12/31/2013
064884	12/20/2013	W/W	KYLE HINTZE	9.58	
064885	12/20/2013	W/R	DEBRA DRUCKENMILLER	37.13	12/31/2013
064886	12/20/2013	W/R	AMY SAUBER	100.00	12/31/2013
064887	12/20/2013	W/R	FREMONT UNIFORM SHOPPE	90.00	12/31/2013
064888	12/20/2013	W/R	AT&T	193.50	12/31/2013
064889	12/20/2013	W/W	ALLISON MACKO	26.91	
064890	12/20/2013	W/R	TOSHIBA	3,819.75	12/31/2013
075421	12/02/2013	M/M	GUARDIAN LIFE INSURANCE	17.03	
075422	12/02/2013	M/M	MEDICAL MUTUAL OF OHIO	42,348.35	
075423	12/03/2013	M/M	EXPRESS SCRIPTS, INC	457.80	
075424	12/03/2013	M/M	EXPRESS SCRIPTS, INC	264.48	
075425	12/03/2013	M/M	EXPRESS SCRIPTS, INC	34,502.00	
075426	12/03/2013	M/M	MEDICAL MUTUAL OF OHIO	293,657.41	
075427	12/09/2013	M/M	VSP VISION PLAN	2,178.35	
075428	12/09/2013	M/M	EXPRESS SCRIPTS, INC	12,649.39	
075429	12/09/2013	M/M	VSP VISION PLAN	998.65	
075430	12/09/2013	M/M	EXPRESS SCRIPTS, INC	344.40	
075431	12/10/2013	M/M	MEDICAL MUTUAL OF OHIO	49,283.61	
075432	12/25/2013	M/M	GUARDIAN LIFE INSURANCE	10,327.06	
075433	12/16/2013	M/M	MEDICAL MUTUAL OF OHIO	49,794.83	
075434	12/23/2013	M/M	EXPRESS SCRIPTS, INC	11,598.53	
075435	12/23/2013	M/M	EXPRESS SCRIPTS, INC	415.80	
075436	12/24/2013	M/M	MEDICAL MUTUAL OF OHIO	56,001.97	
075437	12/30/2013	M/M	EXPRESS SCRIPTS, INC	14,017.82	
075438	12/30/2013	M/M	EXPRESS SCRIPTS, INC	445.20	
075439	12/31/2013	M/M	MEDICAL MUTUAL OF OHIO	62,039.63	
339871	12/11/2013	M/M	PAULA SCHEPFLIN	2,400.00	
349101	12/18/2013	M/M	JOSEPH HERSHEY	1,200.00	
954029	12/06/2013	M/M	FREMONT CITY SCHOOL	3,457.24	
954030	12/06/2013	M/M	FREMONT CITY SCHOOLS	516.20	
954031	12/06/2013	M/M	FREMONT CITY SCHOOLS	28.10	

Check#	Check Date	Org Sta	Vendor Paid	Check Amount	Status Date
954032	12/06/2013	M/M	FREMONT BOE-MEDICARE	11,939.68	
954033	12/02/2013	M/M	US BANK	190.56	
954034	12/03/2013	M/M	BANK OF AMERICA	559.26	
954035	12/06/2013	W/R	MEAL MAGIC CORP	56.88	12/06/2013
954036	12/06/2013	W/R	OHIO DEPARTMENT OF EDUCATION	195,413.85	12/06/2013
954037	12/13/2013	M/M	FREMONT BOE-MEDICARE	1,599.54	
954038	12/20/2013	M/M	FREMONT CITY SCHOOL	3,404.36	
954039	12/20/2013	M/M	FREMONT CITY SCHOOLS	306,457.52	
954040	12/20/2013	M/M	FREMONT CITY SCHOOLS	15,912.62	
954041	12/20/2013	M/M	FREMONT BOE-MEDICARE	11,883.71	
954042	12/20/2013	W/R	OHIO DEPARTMENT OF EDUCATION	197,451.11	12/20/2013
954043	12/20/2013	M/M	STRS	208,660.00	
954044	12/20/2013	M/M	SERS	62,218.00	
981857	12/06/2013	C/R	FREMONT CITY BD. OF EDUC	909,809.37	12/06/2013
981858	12/13/2013	C/R	FREMONT CITY BD. OF EDUC	115,059.00	12/13/2013
981859	12/20/2013	C/R	FREMONT CITY BD. OF EDUC	895,877.72	12/20/2013
981860	12/17/2013	C/R	FREMONT CITY BD. OF EDUC	142.50	12/17/2013
Total Checks Issued				\$ 4,310,120.46	